



STATE OF TENNESSEE
DEPARTMENT OF TRANSPORTATION
TRAFFIC OPERATIONS DIVISION
SUITE 1800, JAMES K. POLK BUILDING
505 DEADERICK STREET
NASHVILLE, TENNESSEE 37243-1402
(615) 253-1122

HOWARD H. ELEY
COMMISSIONER

BILL LEE
GOVERNOR


TRAFFIC OPERATIONS MEMORANDUM NO. 2203

Regarding New Traffic Operations Division Standard Drawings

Effective February 10, 2023 Letting (November 30, 2022 Turn-in), the following Standard Drawings are new.

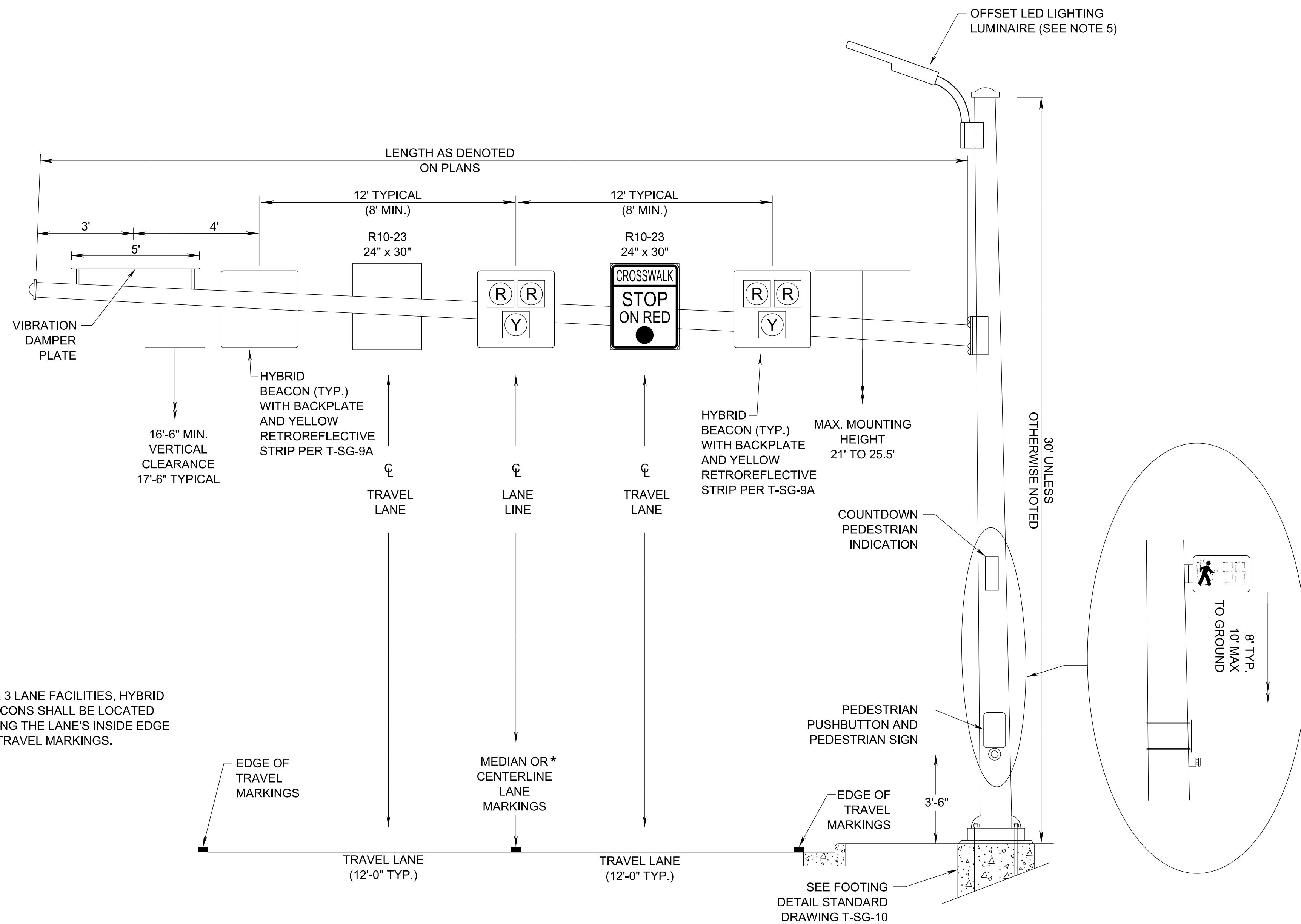
New Standard Drawing:

DRAWING NUMBER	CURRENT REVISION DATE	DESCRIPTION
T-SG-14		PEDESTRIAN HYBRID BEACON DETAIL, 2 OR 3 LANE FACILITIES
T-SG-15		PEDESTRIAN HYBRID BEACON DETAIL, MULTI- LANE FACILITIES


Lee Smith (OC 22, 2022 16:05 CDT)

Lee Smith, PE
Interim Director
Traffic Operations Division

LS:SB
10/21/2022
Attachments

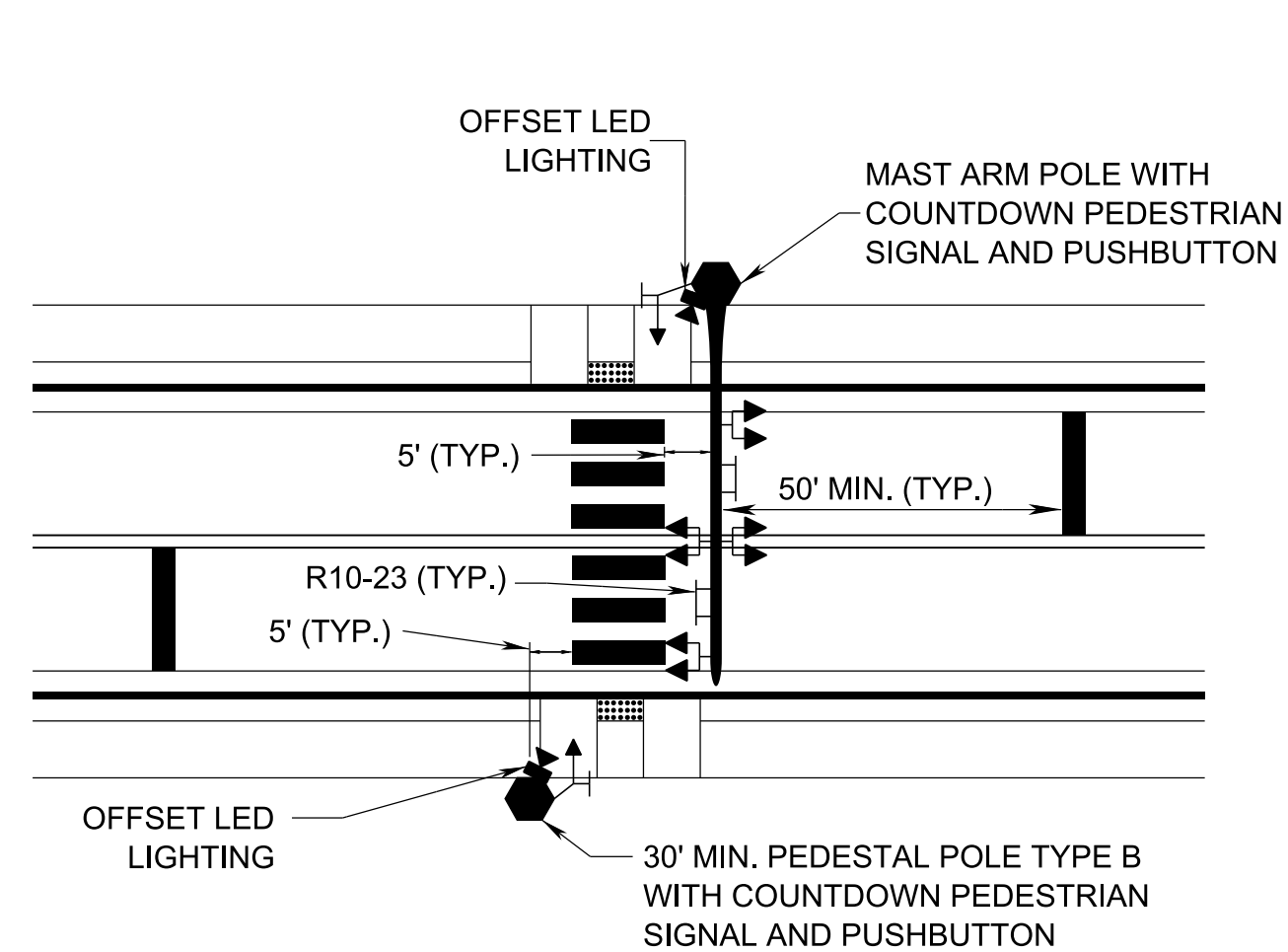


GENERAL NOTES

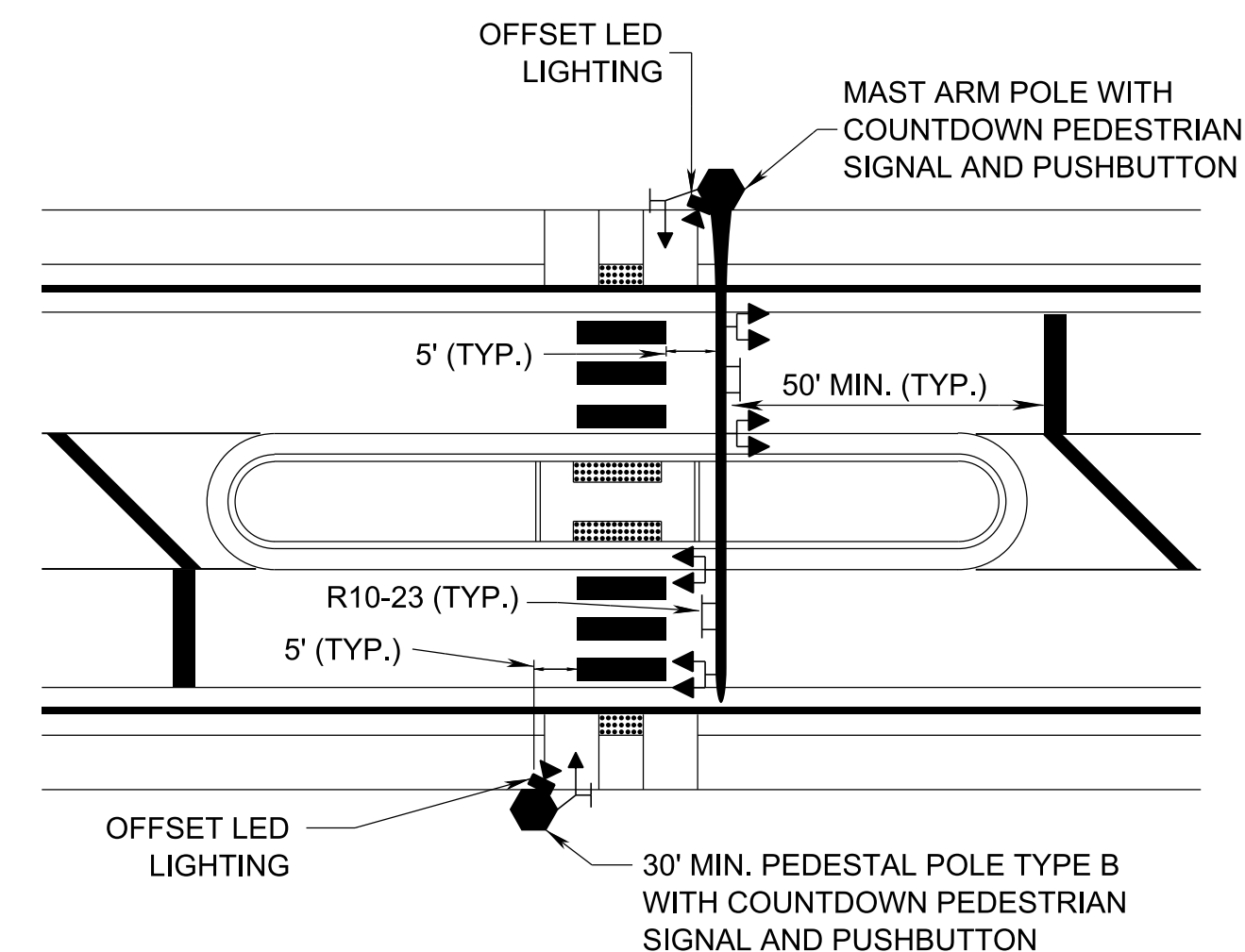
1. THE R10-23 SIGN SHALL BE CENTERED BETWEEN THE HYBRID BEACON INDICATIONS.
2. IF PEDESTRIAN CLEARANCE TIME ONLY ALLOWS MEDIAN CROSSING, AN ADDITIONAL PEDESTRIAN PUSHBUTTON SHALL BE PROVIDED IN THE MEDIAN WHEN CROSSING IS PEDESTRIAN ACTUATED.
3. IF NECESSARY, A PEDESTRIAN PUSHBUTTON POST MAY BE REQUIRED TO MEET MUTCD REQUIREMENTS.
4. STREET LIGHTING IS REQUIRED AND SIGNAL MOUNTED LIGHTING SHALL BE INSTALLED AT THE ANGLE NOTED IN THE PLANS TOWARDS THE CROSSWALK.
5. THE OFFSET LED LIGHTING LUMINAIRE SHALL BE MOUNTED AT 30 FEET.
6. PEDESTRIAN PUSHBUTTONS SHALL BE INSTALLED IN COMPLIANCE WITH SECTION 4E.08. THROUGH 4E.13 OF THE MUTCD.
7. FOR ADDITIONAL INFORMATION ON MAST ARM POLE REQUIREMENTS, REFER TO TDOT STANDARD DRAWING T-SG-9 AND TDOT TRAFFIC DESIGN MANUAL, CHAPTER 9.
8. FOR ADDITIONAL INFORMATION ON SIGNALIZED MID-BLOCK CROSSING SITE REQUIREMENTS REFER TO TDOT STANDARD DRAWING T-M-4B.
9. ITEM NO. 730-26.20 SHALL INCLUDE ALL EQUIPMENT AND WORK NECESSARY TO INSTALL TWO (2) OVERHEAD PEDESTRIAN HYBRID BEACONS AND A R10-23 SIGN. THE ASSEMBLY INCLUDES MOUNTING BRACKETS, HARDWARE, WIRING, AND ANY OTHER INCIDENTAL ITEMS FOR A COMPLETE AND FULLY OPERATIONAL SYSTEM.

10. PAYMENT	714-09.XX, 730-23.XX OR 730-25.XX, 730-26.20,	LED LUMINAIRES,	PER EACH,
		CANTILEVER SIGNAL SUPPORT,	PER EACH,
		PEDESTRIAN HYBRID BEACON ASSEMBLY,	PER EACH.

*FOR 3 LANE FACILITIES, HYBRID BEACONS SHALL BE LOCATED ALONG THE LANE'S INSIDE EDGE OF TRAVEL MARKINGS.



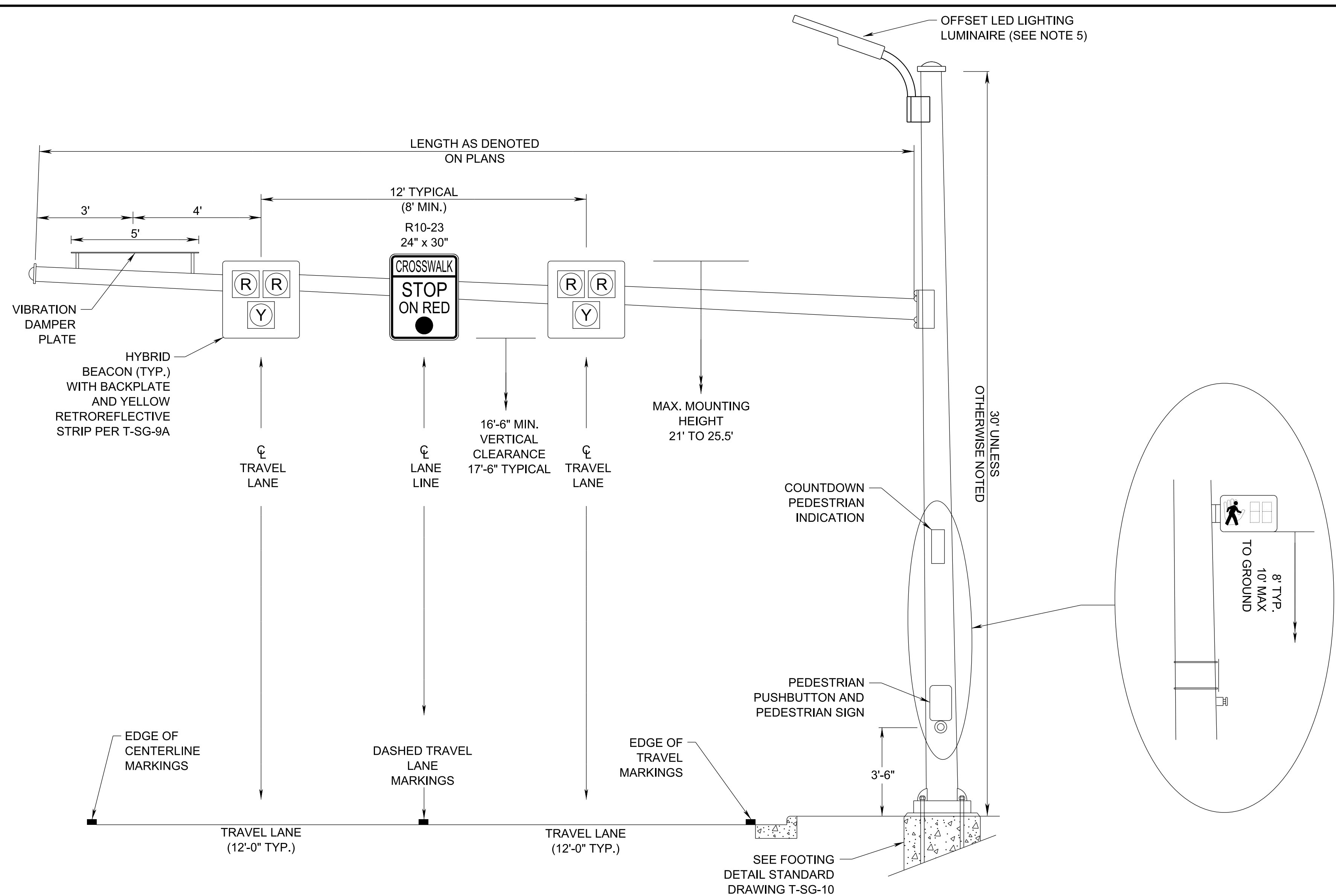
2 LANE HYBRID BEACON CROSSING



3 LANE HYBRID BEACON MID-BLOCK CROSSING

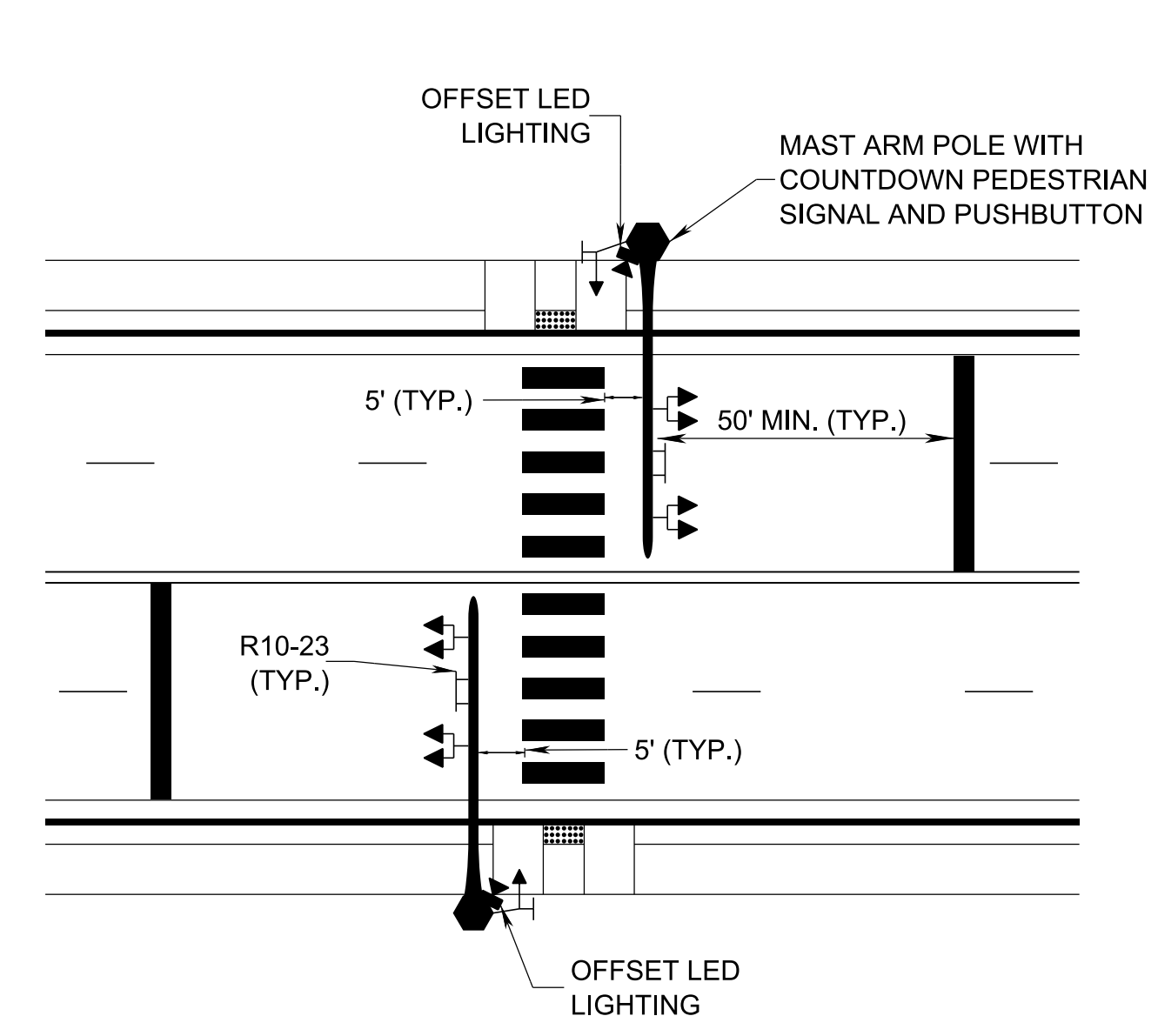
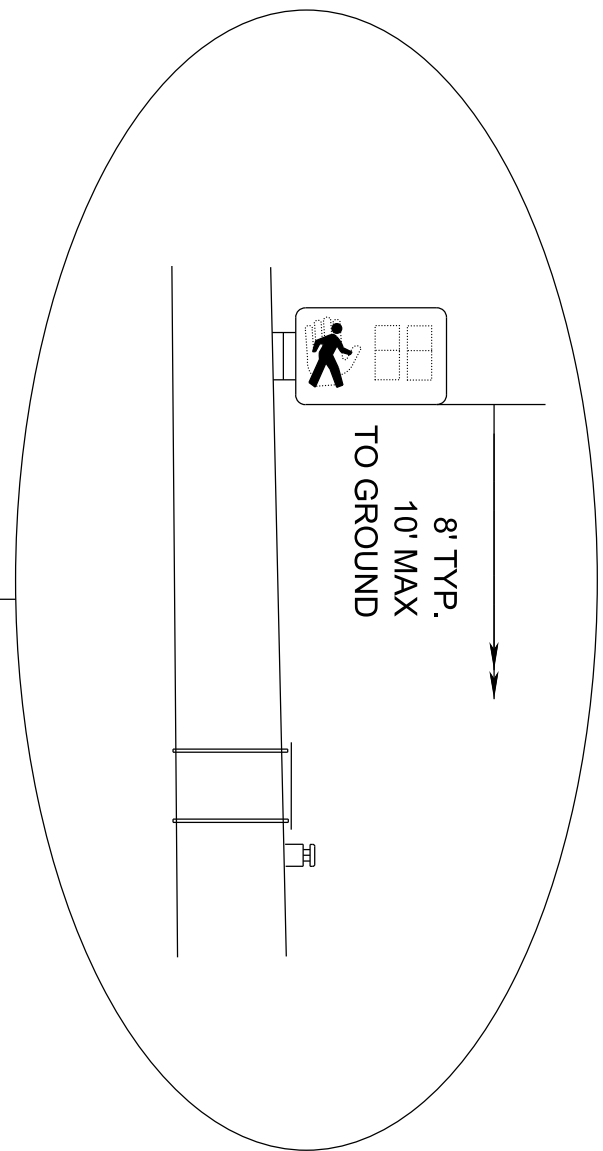
0/3/2022 10:49:43 AM C:\Users\jui0223\Documents\STD_DWG\T-Hawk_Details - 2 or 3 Lanes.dgn

NOT TO SCALE

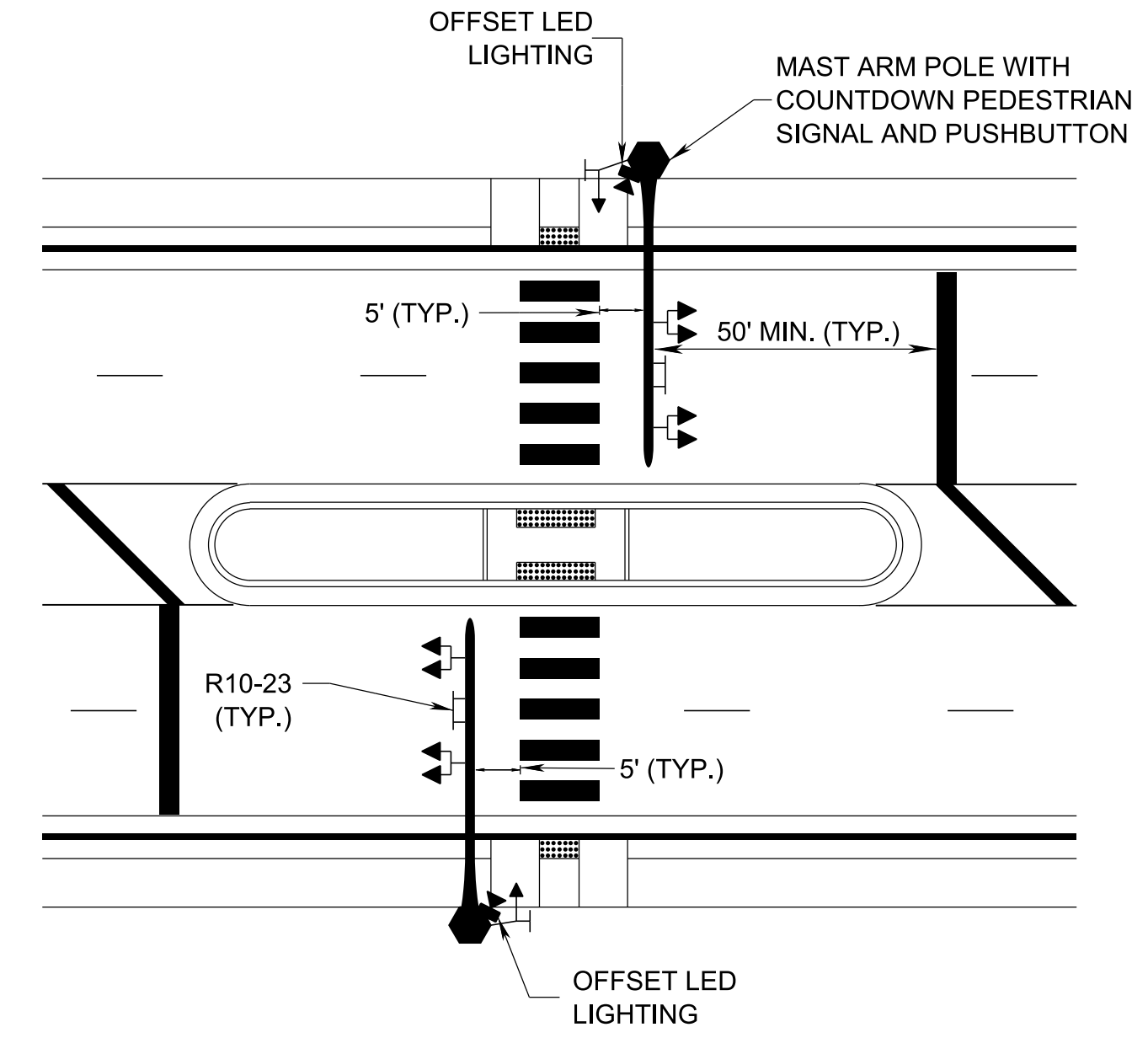


GENERAL NOTES

1. THE R10-23 SIGN SHALL BE CENTERED BETWEEN THE HYBRID BEACON INDICATIONS.
2. IF PEDESTRIAN CLEARANCE TIME ONLY ALLOWS MEDIAN CROSSING, AN ADDITIONAL PEDESTRIAN PUSHBUTTON SHALL BE PROVIDED IN THE MEDIAN WHEN CROSSING IS PEDESTRIAN ACTUATED.
3. IF NECESSARY, A PEDESTRIAN PUSHBUTTON POST MAY BE REQUIRED TO MEET MUTCD REQUIREMENTS.
4. STREET LIGHTING IS REQUIRED AND SIGNAL MOUNTED LIGHTING SHALL BE INSTALLED AT THE ANGLE NOTED IN THE PLANS TOWARDS THE CROSSWALK.
5. THE OFFSET LED LIGHTING LUMINAIRE SHALL BE MOUNTED AT 30 FEET.
6. PEDESTRIAN PUSHBUTTONS SHALL BE INSTALLED IN COMPLIANCE WITH SECTION 4E.08. THROUGH 4E.13 OF THE MUTCD.
7. FOR ADDITIONAL INFORMATION ON MAST ARM POLE REQUIREMENTS, REFER TO TDOT STANDARD DRAWING T-SG-9 AND TDOT TRAFFIC DESIGN MANUAL, CHAPTER 9.
8. FOR ADDITIONAL INFORMATION ON SIGNALIZED MID-BLOCK CROSSING SITE REQUIREMENTS REFER TO TDOT STANDARD DRAWING T-M-4B.
9. ITEM NO. 730-26.20 SHALL INCLUDE ALL EQUIPMENT AND WORK NECESSARY TO INSTALL TWO (2) OVERHEAD PEDESTRIAN HYBRID BEACONS AND A R10-23 SIGN. THE ASSEMBLY INCLUDES MOUNTING BRACKETS, HARDWARE, WIRING, AND ANY OTHER INCIDENTAL ITEMS FOR A COMPLETE AND FULLY OPERATIONAL SYSTEM.
10. PAYMENT 714-09.XX, LED LUMINAIRES, PER EACH,
 730-23.XX, CANTILEVER SIGNAL SUPPORT, PER EACH,
 OR 730-25.XX, PEDESTRIAN HYBRID BEACON ASSEMBLY, PER EACH,
 730-26.20,



**4 LANES HYBRID BEACON
MID-BLOCK CROSSING**



**5 LANES HYBRID BEACON
MID-BLOCK CROSSING**

0/3/2022 10:48:22 AM C:\Users\juli0223\Documents\STD_DWG\T-Hawk_Details - Multi-lane.dgn

NOT TO SCALE