



TDOT

Department of
Transportation

Tennessee Supplement to the Standard
Highway Signs Book
November 1st, 2018 Edition

Tennessee Department of Transportation
Traffic Operations Division

Design and Usage of Special Signs Employed in the State of Tennessee

Additional copies may be obtained from:

TDOT Traffic Engineering Office
Policy on Guide Signs
505 Deadrick Street
Suite 1200, James K. Polk Bldg.
Nashville, Tennessee 37243-0333
Joseph.Sweat@tn.gov

<i>Tennessee State Line Sign (TN-1)</i>	6
<i>County Line Sign (TN-2)</i>	7
<i>City Limit Sign (TN-3)</i>	8
<i>Unincorporated Community Sign (TN-4)</i>	9
<i>Stream Name Sign (TN-5)</i>	10
<i>State Route Markers (TN-6a, 6b, 6c, and 6d)</i>	11
<i>State Route Markers (TN-6a, 6b, 6c, and 6d)</i>	12
<i>Statutory Speed Limit Sign (TN-7a)</i>	13
<i>Statutory Speed Limit Sign (TN-7b)</i>	14
<i>Statutory Speed Limit Sign (TN-7c)</i>	15
<i>School Speed Limit Sign (TN-8-OH and TN-8-S)</i>	16
<i>School Speed Limit cont.</i>	17
<i>End XX Mile Speed Sign (TN-9 VOID)</i>	18
<i>Stop for School Bus Sign (TN-10)</i>	19
<i>Trucks Keep 300 Feet Apart Sign (TN-11)</i>	20
<i>Weight Limit Sign (TN-12-Standard)</i>	21
<i>Weight Limit Sign (TN-12-Freeway and Expressway)</i>	22
<i>Littering Highway Sign (TN-13)</i>	23
<i>Type 3 Object Marker (TN-14)</i>	24
<i>Falling Rock sign (TN-15 VOID)</i>	25
<i>Falling Rock sign (TN-15 VOID)</i>	26
<i>Lights On When Raining Sign (TN-16 same as MUTCD R16-6)</i>	27
<i>Log Mile Reference Marker (TN-17a and 17b)</i>	28
<i>Log Mile Reference Marker cont. (17b)</i>	29
<i>Driveway Connections Sign (TN-18)</i>	30
<i>No Dumping Allowed Sign (TN-19)</i>	31
<i>State Aid Project Marker (TN-20)</i>	32
<i>Pedestrians Prohibited Sign (TN-21)</i>	33
<i>Tennessee Scenic Parkway Signs (TN-22a and 22b)</i>	34
<i>Scenic Highway Sign (TN-23)</i>	35
<i>Left Turn on Red Sign (TN-24)</i>	36

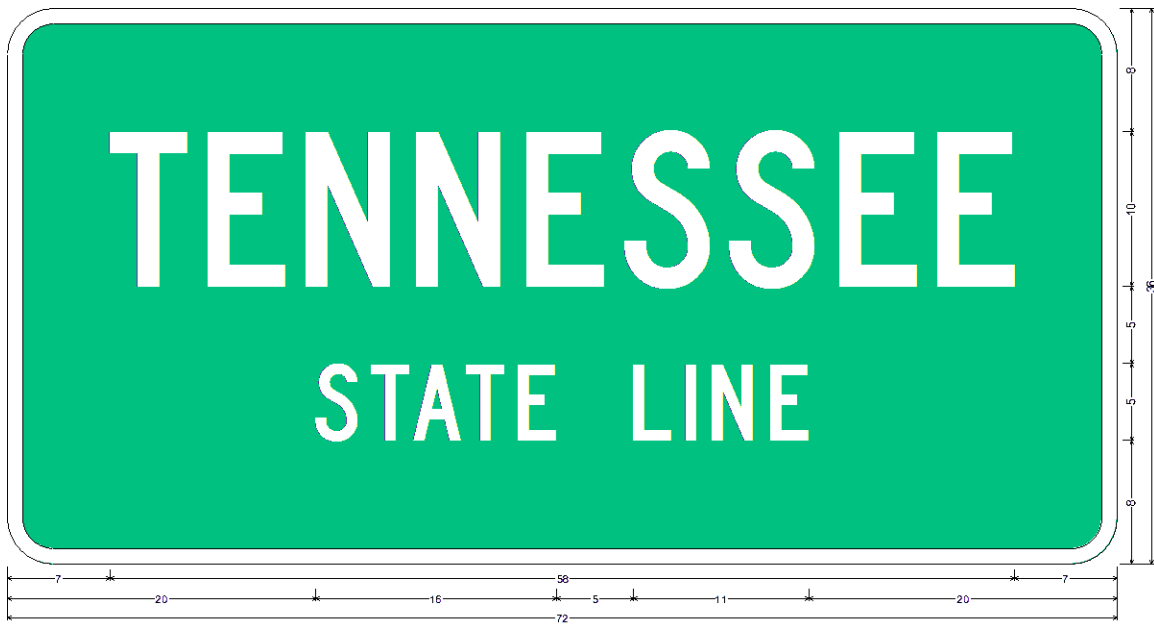
<i>Hill Restricts View Sign (TN-25 VOID) Sign TN-25 will no longer be used and is to be replaced with MUTCD standard sign no. W7-6.)</i>	37
<i>Commemorative Bridge or Highway Sign (TN-26)</i>	38
<i>Offset Crossroad Sign (TN-27a and 27b same as MUTCD W2-7)</i>	39
<i>All-Way Plaque (TN-28 same as MUTCD R1-3P)</i>	40
<i>Interstate Crossover Sign (TN-29 same as MUTCD R5-11)</i>	41
<i>Buckle Up Signs (TN-30)</i>	42
<i>Anti-Litter Sign (TN-31 VOID)</i>	43
<i>Do Not Pass On Shoulder Sign - std (TN-32 same as MUTCD R4-18)</i>	44
<i>Do Not Pass On Shoulder Sign –Freeway (TN-32 same as MUTCD R4-18)</i>	45
<i>Interstate Hospital Service Sign (TN-33)</i>	46
<i>Tourist Info Sign (TN-34a, 34b and 34c)</i>	47
<i>Tourist Info Sign CONT. (TN-34a, 34b and 34c)</i>	48
<i>Shoulder Narrows Ahead Sign (TN-35)</i>	49
<i>Exit Gore Sign (TN-36)</i>	50
<i>Car – Vanpool Sign (TN-37)</i>	51
<i>Reduced Truck Speed Ahead Sign (TN-38)</i>	52
<i>Reduced Truck Speed Ahead Sign cont. (TN-38)</i>	53
<i>Cardinal Direction/Arrow Sign (TN-39 VOID)</i>	54
<i>“Bee” Alert Sign (TN-40)</i>	55
<i>Reserved Parking Sign (TN-41)</i>	56
<i>Wildlife Viewing Area Signs (TN-42a VOID)</i>	57
<i>Adopt A Highway Sign (TN-43)</i>	58
<i>Workers Present Sign (TN-44)</i>	59
<i>Emergency Reference Markers (TN-45a now D10-5)</i>	60
<i>Emergency Reference Markers (TN-45b, TN-45c, TN-45d)</i>	61
<i>Motorcycles Allowed sign (TN-46 VOID)</i>	62
<i>Highway Emergency *847 state trooper (TN-47)</i>	63
<i>Tennessee Golf Icon (TN-48 VOID)</i>	64
<i>Move Damaged Vehicle Sign (TN-49 VOID)</i>	65
<i>Tennessee Welcomes You Sign (TN-50a and 50b)</i>	66
<i>TDOT Facilities (TN-51A or 51B)</i>	67
<i>Drivers Testing (TN-52)</i>	68
<i>Tourist Oriented Directional Sign (TODS) (TN-53)</i>	69

<i>Bear Trace Golf Course (TN-54)</i>	70
<i>Record-A-Comment Sign (TN-55a)</i>	71
<i>Record-A-Comment Sign (TN-55b Conventional Highways)</i>	72
<i>Unmuffled Engine Braking Prohibited Sign (TN-58A)</i>	73
<i>Unmuffled Engine Braking Prohibited Sign (TN-58b)</i>	74
<i>Reserved – (TN-59)</i>	75
<i>Restricted Truck Lane Signs (TN-60A-F)</i>	76
<i>Restricted Truck Lane Signs (TN-60B)</i>	77
<i>Restricted Truck Lane Signs (TN-60C)</i>	78
<i>Restricted Truck Lane Signs (TN-60D)</i>	79
<i>Restricted Truck Lane Signs (TN-60E)</i>	80
<i>Restricted Truck Lane Signs (TN-60F)</i>	81
<i>Move Over Sign (TN-61)</i>	82
<i>511 Travel Info Sign (TN-62 VOID)</i>	83
<i>511 Travel Info Sign (TN-62-B VOID)</i>	84
<i>Reserved (TN-63)</i>	85
<i>Grooved Pavement Sign (TN-64 VOID)</i>	86
<i>Biofuel Sign (TN-65)</i>	87
<i>Watershed Sign (TN-66A&B)</i>	88
<i>Tennessee LOGO Signs (TN-67-A, B, C)</i>	89
<i>Civil War Trails (TN-68)</i>	90
<i>Trail Signs (TN-68A-f)</i>	91
<i>Trail of Tears – TN-68A</i>	91
<i>TN Discovery Trails – TN-68B</i>	91
<i>Purple Heart Trail – technically not a trail sign – inventory as TN-26 memorial sign</i>	91
<i>TN Overhill Mountain Trail – TN-68D – TYP Brown type sign – no photos found</i>	91
<i>TN Birding Trail – pending placeholder – TN-68E</i>	91
<i>Music Pathway Trail – pending placeholder – TN-68F</i>	91
<i>Left Turn Yield on Flashing Yellow Sign (TN-69A)</i>	92
<i>No Turn on Red Arrow Sign (TN-69 B)</i>	93
<i>HAWK Signal Sign (TN-70)</i>	94
<i>TN-71 Decreasing Radius Curve Sign</i>	95
<i>TN-72 Free Standing Emergency Rooms</i>	96
<i>TN-73 All Trucks Must Stop for Inspection</i>	97

TN-73A Bypass Ramp When Full..... 98
TN Share the Road Sign (TN-74)..... 99
HAND HELD CELL PHONE USE PROHIBITED (TN-75)..... 100
Destination Signs on Conventional Highways-(design guide)..... 101
Interstate Ramp Signs (design guide) 102
Supplemental Interstate Guide Signs (design guide)..... 103
Last Page 104

Tennessee State Line Sign (TN-1)

The TENNESSEE STATE LINE sign is intended for use at the State boundary line on state routes entering the state.



TN-1; 3" Radius, 1" Border, White on Green;
 "TENNESSEE" C 80% spacing; "STATE LINE" C;

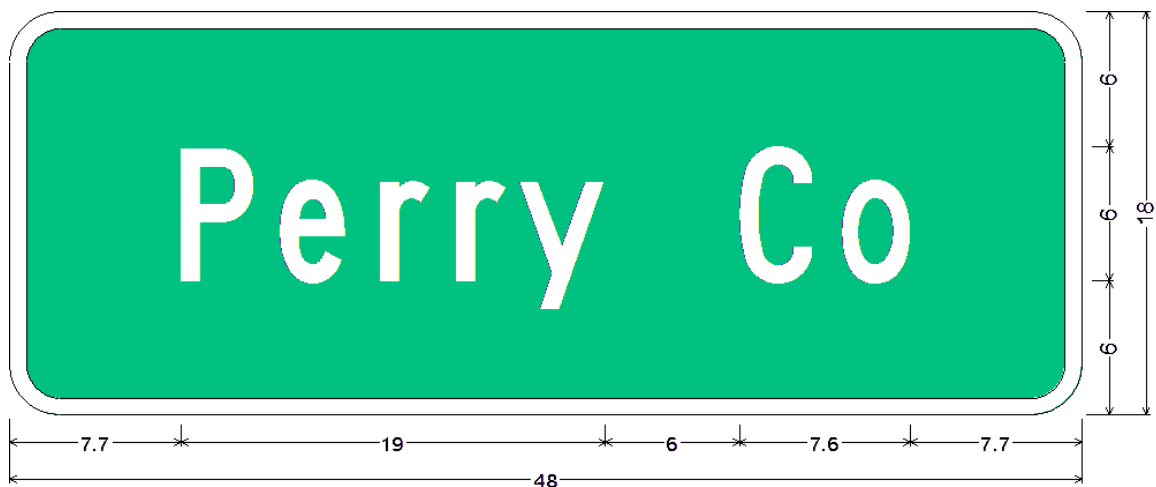
TN-1
72" x 36"
Typical

Specifications

Color: Legend and BorderWhite (Retroreflectorized)
 Background.....Green (Retroreflectorized)

County Line Sign (TN-2)

The COUNTY LINE sign is intended for use at the County boundary line on conventional highways entering the county.



TN-2; 2.3" Radius, 0.8" Border, White on Green;
"Perry Co" C;

TN-2 Variable x 18"

Specifications

Color: Legend and BorderWhite (Retroreflectorized)
Background.....Green (Retroreflectorized)

City Limit Sign (TN-3)

The CITY LIMIT sign may be erected at the corporate boundary line on conventional highways entering cities or towns.



TN-3; 2.3" Radius, 0.8" Border, White on Green;
 "Nashville" C; "CITY LIMIT" C;


**TN-3
 Variable x 24"**

Specifications

Color: Legend and BorderWhite (Retroreflectorized)
 Background.....Green (Retroreflectorized)

Unincorporated Community Sign (TN-4)

The UNINCORPORATED COMMUNITY sign may be erected on conventional highways at the beginning of the unincorporated community. In order to qualify, the community must be shown on an official TDOT Departmental county map or county 911 map and/or have a post office. The request for this sign type must be made by, or endorsed by, the subject community’s state representative, state senator, or county mayor.



Identifier : TN-1
 3" Radius, 1" Border, White on Green;
 "Bellevue" C 80% spacing; "UNINCORPORATED" C;

TN-4
 Variable x 18 or 24"

Specifications

Color: Legend and BorderWhite (Retroreflectorized)
 Background.....Green (Retroreflectorized)

Stream Name Sign (TN-5)

The STREAM NAME sign may be erected at major stream crossings on conventional highways.



2.250" Radius, 0.750" Border, White on Green;
 "Laughter" E Mod 80% spacing; "Creek" E Mod;

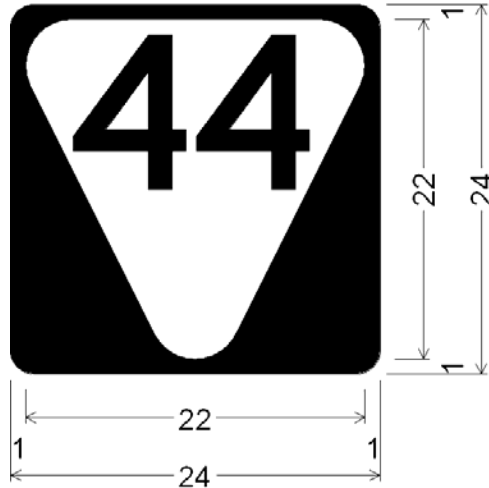
**TN-5
 Variable x 18"**

Specifications

Color: Legend and BorderWhite (Retroreflectorized)
 Background.....Green (Retroreflectorized)

State Route Markers (TN-6a, 6b, 6c, and 6d)

The STATE ROUTE MARKERS shall be used to identify and mark all numbered state highways.



TN-6A;
1.5" Radius, No border, Black;

TN-6a shown above

**(1 & 2 -digit, secondary route)
24" x 24"**

Note: For one digit routes use 12" series D numerals
For two and three digit routes use 10" series D numerals

**TN-6b
(3-digit, secondary route)**

30" x 24"

Specifications

Color: Legend and BackgroundBlack (non-Retroreflectorized)
ShieldWhite (Retroreflectorized)
Triangle Radii3" top – 4" bottom
Panel Radii.....1 ½"

State Route Markers (TN –6a, 6b, 6c, and 6d)

The STATE ROUTE MARKERS shall be used to identify and mark all numbered state highways.



TN-6c
(2 -digit, primary route)
30" x 24"

Note: For all routes use 12" series D numerals

TN-6d
(3-digit, primary route)
30" x 24"

Specifications

Color: Legend and BackgroundBlack (non-Retroreflectorized)
BackgroundWhite (Retroreflectorized)

Statutory Speed Limit Sign (TN-7a)

This STATUTORY SPEED LIMIT sign is the standard regulatory speed limit sign for freeways in Tennessee and is identical to the MUTCD standard sign designation R2-1 for freeways.



3.000" Radius, 1.250" Border, 0.750" Indent, Black on White;
 "SPEED" E; "LIMIT" E; "65" E;


**TN-7a
 48" x 60"**

Specifications

Color: Legend and BorderBlack (Non-Retroreflectorized)
 Background.....White (Retroreflectorized)

Statutory Speed Limit Sign (TN-7b)

This STATUTORY SPEED LIMIT sign is intended for use on conventional highways and expressways in Tennessee where special truck speeds are warranted due to site specific conditions.



2.250" Radius, 0.875" Border, 0.625" Indent, Black on White;
 "SPEED" E; "LIMIT" E; "65" E; "TRUCKS" D;
 "55" E;

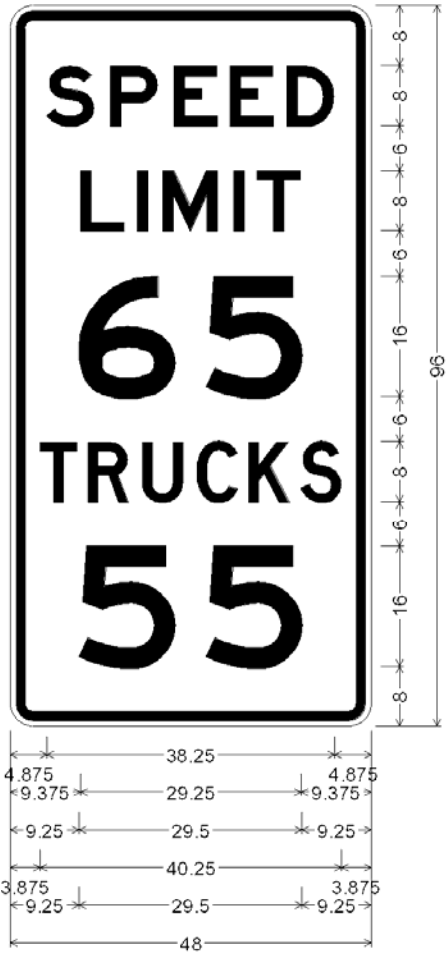
**TN-7b
 36" x 72"**

Specifications

Color: Legend and BorderBlack (Non-Retroreflectorized)
 Background.....White (Retroreflectorized)

Statutory Speed Limit Sign (TN-7c)

This STATUTORY SPEED LIMIT sign is intended for freeways in Tennessee where special truck speeds are warranted due to site specific conditions.



3.000" Radius, 1.250" Border, 0.750" Indent, Black on White;
 "SPEED" E; "LIMIT" E; "65" E;
 "TRUCKS" D; "55" E;

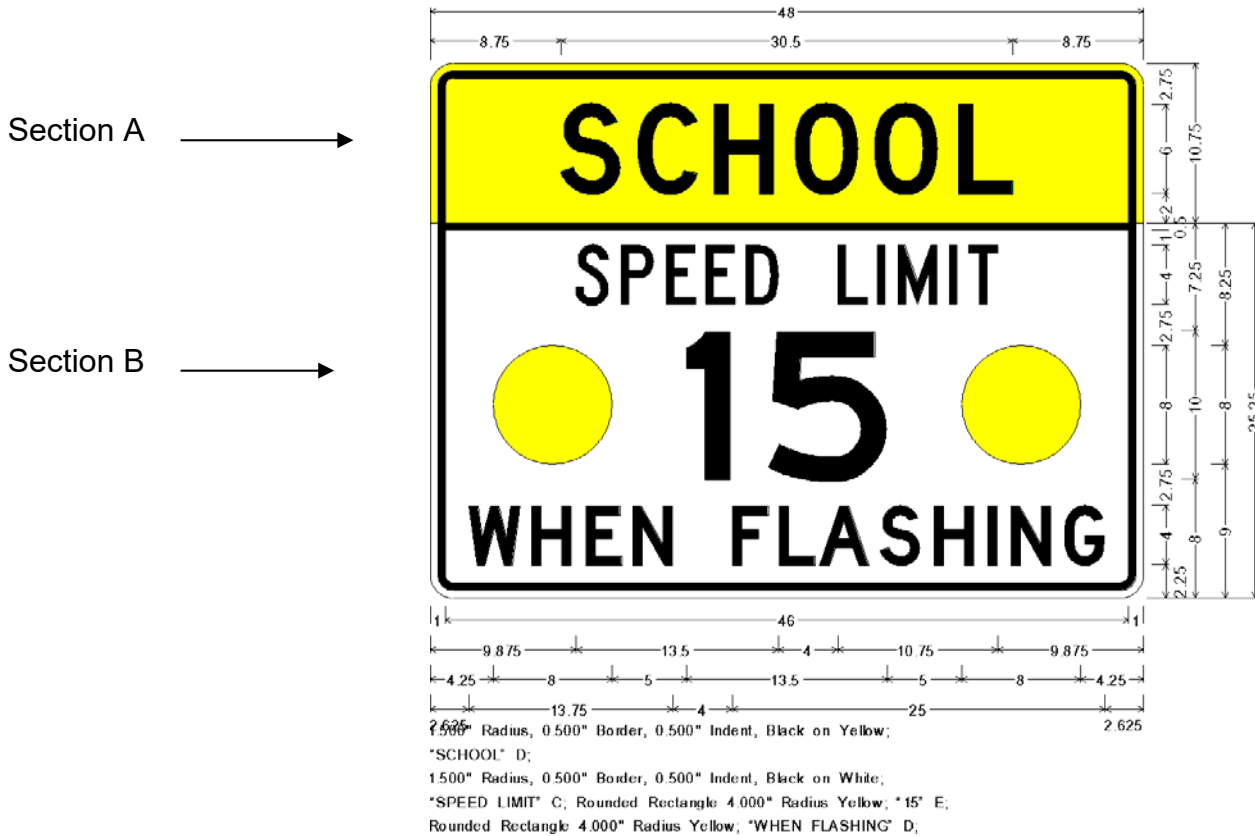
TN-7c
48" x 96"

Specifications

Color: Legend and BorderBlack (Non-Retroreflectorized)
 Background.....White (Retroreflectorized)

School Speed Limit Sign (TN-8-OH and TN-8-S)

The SCHOOL SPEED LIMIT sign is intended for use at the beginning of a reduced school area. The speed limit shall be based on the findings of an engineering investigation and may not be less than 15 MPH.



TN-8-OH (Overhead Mounted) 48" x 36"

Specifications (Overhead Installation)

Section A

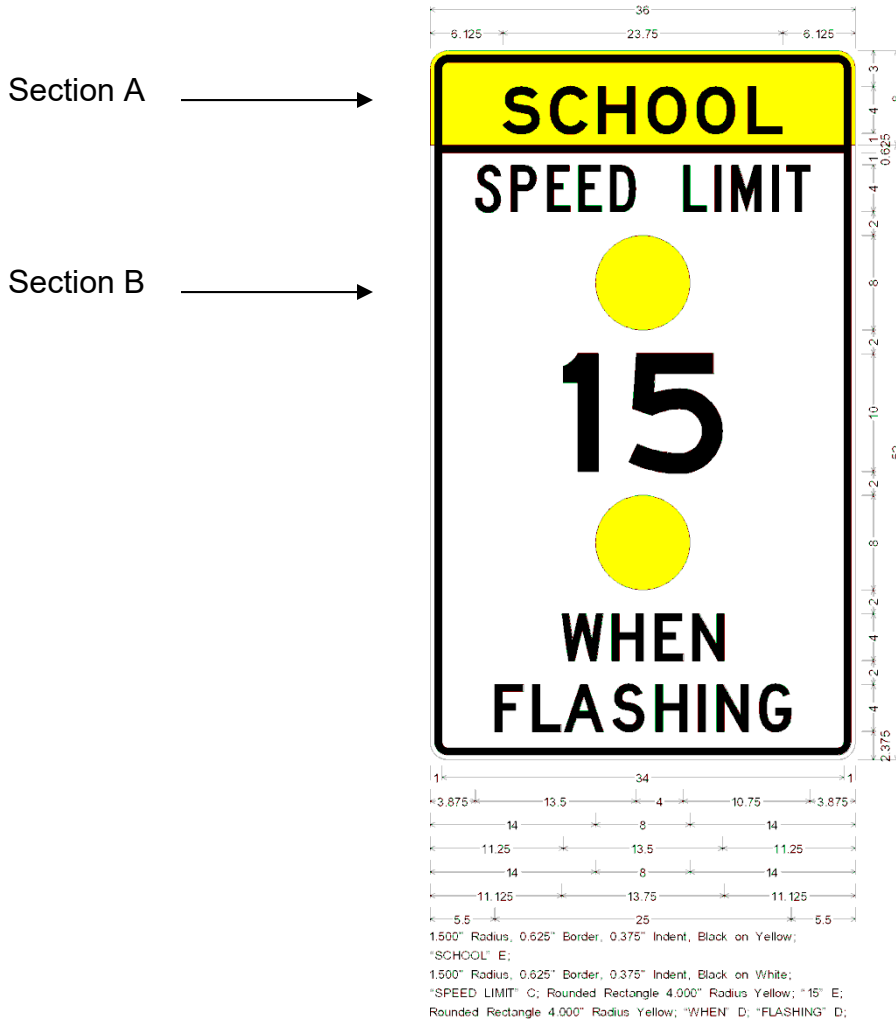
Color: Legend and BorderBlack (non-Retroreflectorized)
Background.....fluorescent Yellow-green (Retroreflectorized)

Section B

Color: Legend and BorderBlack (non-Retroreflectorized)
Background..... White (Retroreflectorized)

Note: An internally illuminated blank-out speed indication is an approved alternate to the non-relectorized fixed message speed indication.

School Speed Limit cont.



**TN-8-S
 (Side Mounted)
 36" x 60"**

**Specifications
 (Overhead Installation)**

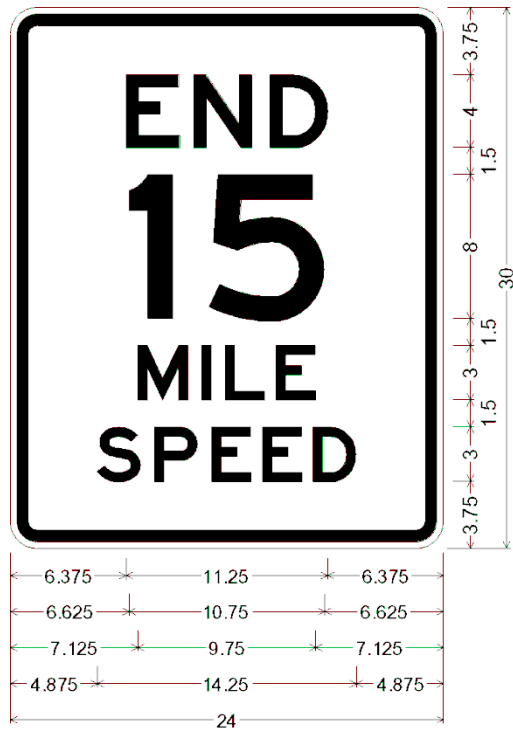
Section A
 Color: Legend and BorderBlack (non-Retroreflectorized)
 Background..... Fluorescent Yellow-green (Retroreflectorized)

Section B
 Color: Legend and BorderBlack (non-Retroreflectorized)
 Background..... White (Retroreflectorized)

Note: An internally illuminated blank-out speed indication is an approved alternate to the non-relectorized fixed message speed indication.

End XX Mile Speed Sign **(VOID)** (TN-9) will no longer be used and is to be replaced with MUTCD standard sign no. S5-3)

The END XX MILE SPEED sign is intended for use at the end of an authorized school zone speed limit to identify the point where the reduced speed limit for the school area ceases to be applicable.



0.625" Inner border Black. 1.500" Radius. 0.375" Outer border. White on White:
 "END" Black E; "15" Black E;
 "MILE" Black E; "SPEED" Black E;

**TN-9
 24" x 30"**


Specifications

Color: Legend and BorderBlack (non-Retroreflectorized)
 Background.....White (Retroreflectorized)

Stop for School Bus Sign (TN-10)

The STOP FOR SCHOOL BUS LOADING OR UNLOADING sign may be used to remind motorists that in accordance with section 55-8-151, Tennessee Code Annotated, they are prohibited from passing a school bus when the bus is loading or unloading school children.

Excessive use of this sign should be avoided. It is intended for use in advance of sections of highway where school buses are required to make frequent stops, and a general problem of motorists failing to stop has been identified. The SCHOOL BUS STOP AHEAD (MUTCD S3-1) should be used where similar problems have been identified at an isolated bus stop or where sight distance is a problem.



0.625" Inner border Black, 1.875" Radius, 0.375" Outer border, White on White;
 "STOP" Black E; "FOR" Black E;
 "SCHOOL" Black D; "BUS" Black E;
 "LOADING OR" Black E;
 "UNLOADING" Black E;

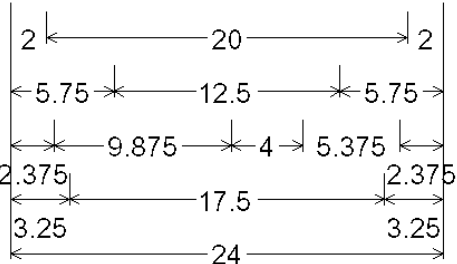
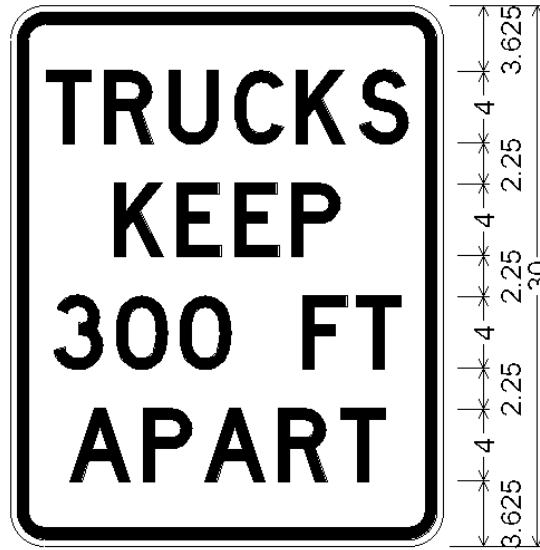
TN-10
24" x 30"

Specifications

Color: Legend and BorderBlack (non-Retroreflectorized)
 Background.....White (Retroreflectorized)

Trucks Keep 300 Feet Apart Sign (TN-11)

The TRUCKS KEEP 300 FEET APART sign is intended to remind truck traffic that Section 55-8-124, Tennessee Code Annotated, requires all trucks to keep 300 feet apart except when overtaking and passing. This sign may be erected on conventional highways where trucks have a tendency to tailgate.



- 0.625" Inner border Black, 1.875" Radius, 0.375" Outer border, White on White;
- "TRUCKS" Black D;
- "KEEP" Black D;
- "300 FT" Black D;
- "APART" Black D;

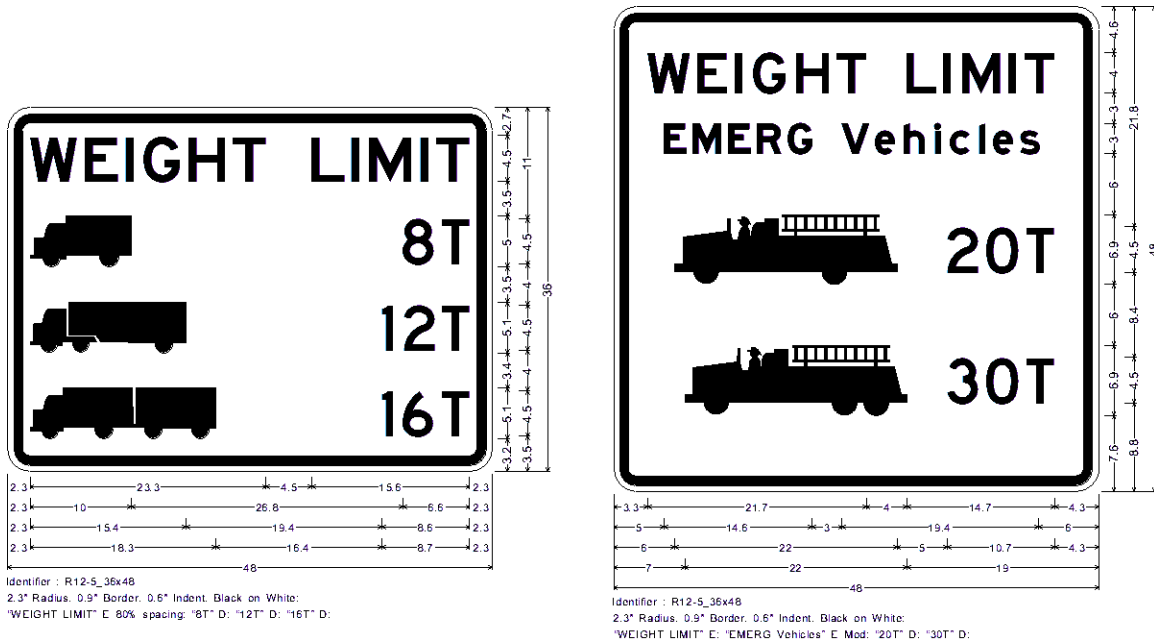
**TN-11
24" x 30"**

Specifications

Color: Legend and BorderBlack (non-Retroreflectorized)
 Background.....White (Retroreflectorized)

Weight Limit Sign (TN-12-Standard)

The WEIGHT LIMIT sign is intended for posting the appropriate specific load limits for bridges along conventional state routes as determined by the Structures Division of the Tennessee Department of Transportation. Signs may be adjusted by sign fabricator to show various combinations of truck types.



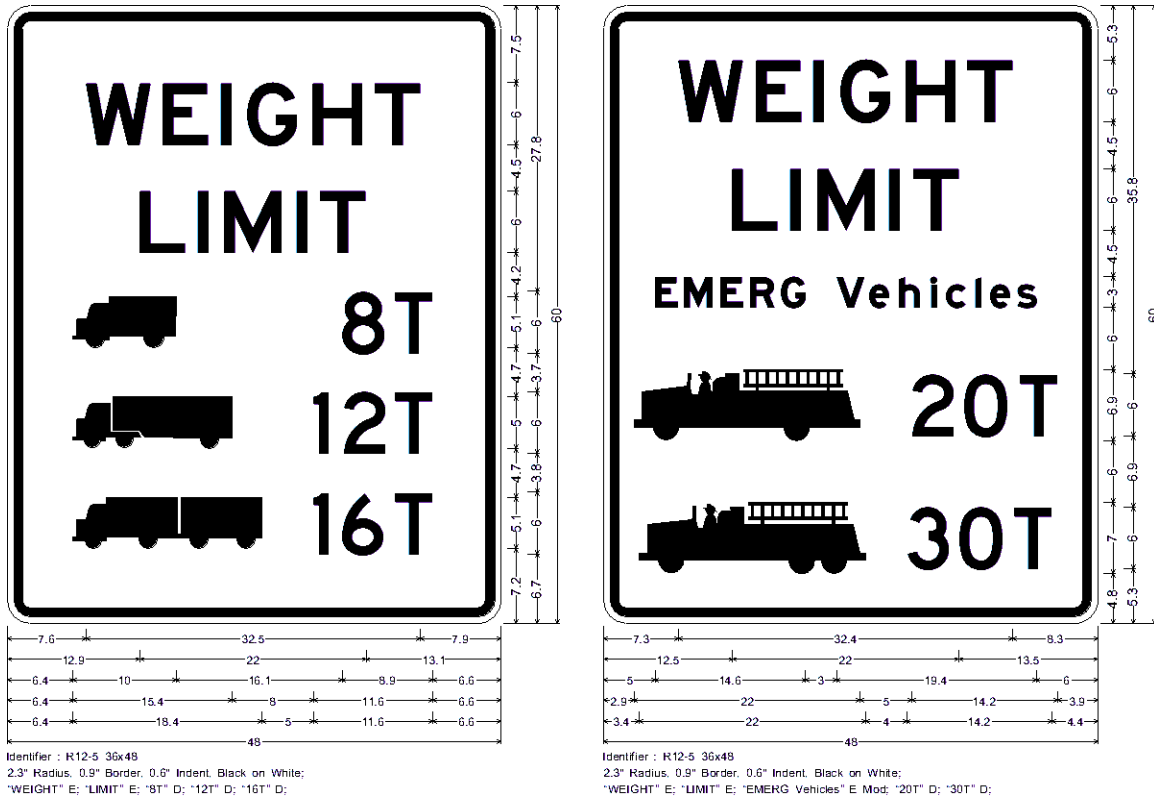
TN-12 -Standard
48" x 36"
48" x 48"

Specifications

Color: Legend and BorderBlack (non-Retroreflectorized)
 Background.....White (Retroreflectorized)

Weight Limit Sign (TN-12-Freeway and Expressway)

The WEIGHT LIMIT sign is intended for posting the appropriate specific load limits for bridges along Freeways and Expressways determined by the Structures Division of the Tennessee Department of Transportation. Signs may be adjusted by sign fabricator to show various combinations of truck types.



TN-12 -Expressway 48" x 60"

Specifications

Color: Legend and BorderBlack (non-Retroreflectorized)
 Background.....White (Retroreflectorized)

Littering Highway Sign (TN-13)

The LITTERING HIGHWAY sign may be erected at locations along a highway where motorists have a tendency to dump or throw trash. The sign shall display the maximum fine specified by law.



TN-13
24" x 30"

Specifications

Color: Legend and BorderBlack (non-Retroreflectorized)
Background.....White (Retroreflectorized)

Type 3 Object Marker (TN-14)

Now designated as a Standard MUTCD sign OM-3R and OM-3L

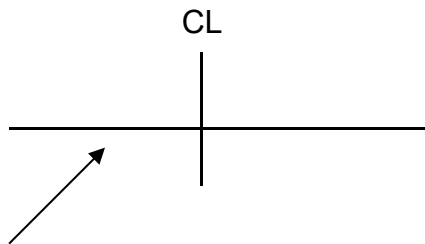
The TYPE 3 OBJECT MARKER will be installed under the general provisions of section 2C of the MUTCD. Typical applications include bridge ends, underpass abutments and other obstructions closely adjacent to the edges of the roadway. The inside edge of the marker shall be in line with the inside edge of the obstruction. It should be mounted on or immediately in front of the obstruction with the bottom of the sign at the height of four feet above the pavement.



OM-3L



OM-3R



Position signs relative to centerline (CL) of roadway as shown above

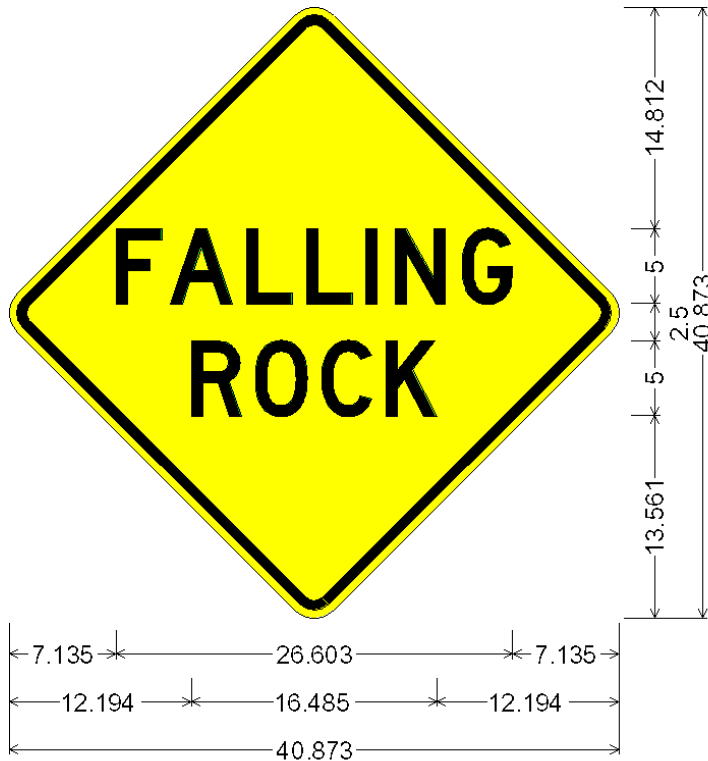
OM-3L and OM-3R
12" x 36"

Specifications

Color: StripesBlack (non-Retroreflectorized)
Background.....Yellow (Retroreflectorized)

Falling Rock sign (TN-15 VOID) – Conventional Highways – Sign TN-15 sign will no longer be used and is to be replaced with MUTCD standard sign no. W8-14.

The FALLING ROCK sign may be used in advance of rock cuts which have repeatedly experienced problems of rock falling onto the highway surface.



30.000" across sides 1.875" Radius, 0.675" Border, 0.500" Indent, Black on Yellow;
 "FALLING" D; "ROCK" D;

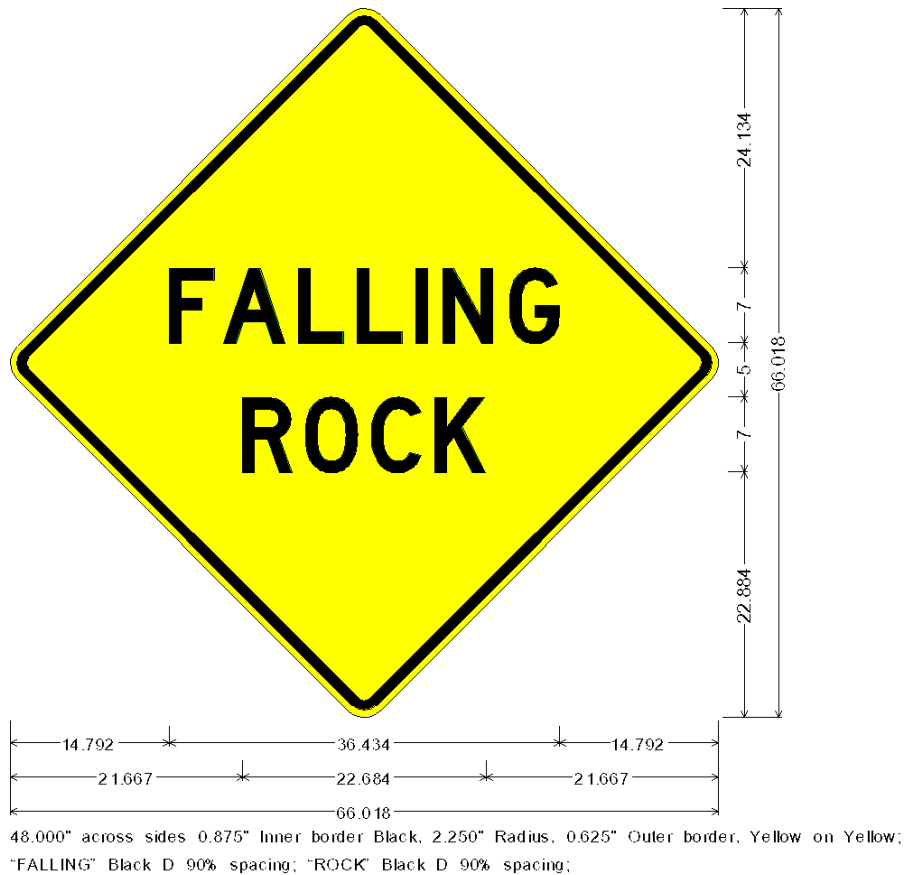
**TN-15
 Standard
 30" x 30"**

Specifications

Color: Legend and BorderBlack (non-Retroreflectorized)
 Background.....Yellow (Retroreflectorized)

Falling Rock sign (TN-15 VOID) – expressway/freeway – Sign TN-15 sign will no longer be used and is to be replaced with MUTCD standard sign no. W8-14.

The FALLING ROCK sign may be used in advance of rock cuts which have repeatedly experienced problems of rock falling onto the highway surface.



**TN-15
 Expressway/freeway
 48" x 48"**

Specifications

Color: Legend and BorderBlack (non-Retroreflectorized)
 Background.....Yellow (Retroreflectorized)

Lights On When Raining Sign (TN-16 same as MUTCD R16-6)

The LIGHTS ON WHEN RAINING sign is intended for use at rest areas, parking areas and welcome centers.



1.500" Radius, 0.625" Border, 0.375" Indent, Black on White;
 "LIGHTS" C; "ON" C;
 "WHEN" C; "RAINING" C;


**TN-16
 24" x 30"**

Specifications

Color: Legend and BorderBlack (non-Retroreflectorized)
 Background.....White (Retroreflectorized)

Log Mile Reference Marker (TN-17a and 17b)

The LOG MILE REFERENCE MARKER will be installed on all state routes. Markers will display log mile and State route number. On two lane roads, markers will be installed back to back. On four lane roads, markers will be mounted on each side of the highway facing traffic. Large number indicates mile point and small number indicates route.



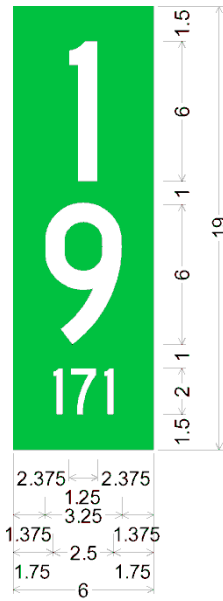
No border, Black on Green;
 "4" White C;
 "11" White C;

**TN-17a
 (1 digit)
 6" x 12"**

Specifications

Color: Legend and BorderWhite (Retroreflectorized)
 Background.....Green (Retroreflectorized)

Log Mile Reference Marker cont. (17b)



No border, Black on Green;
 "1" White C;
 "9" White C;
 "171" White C;

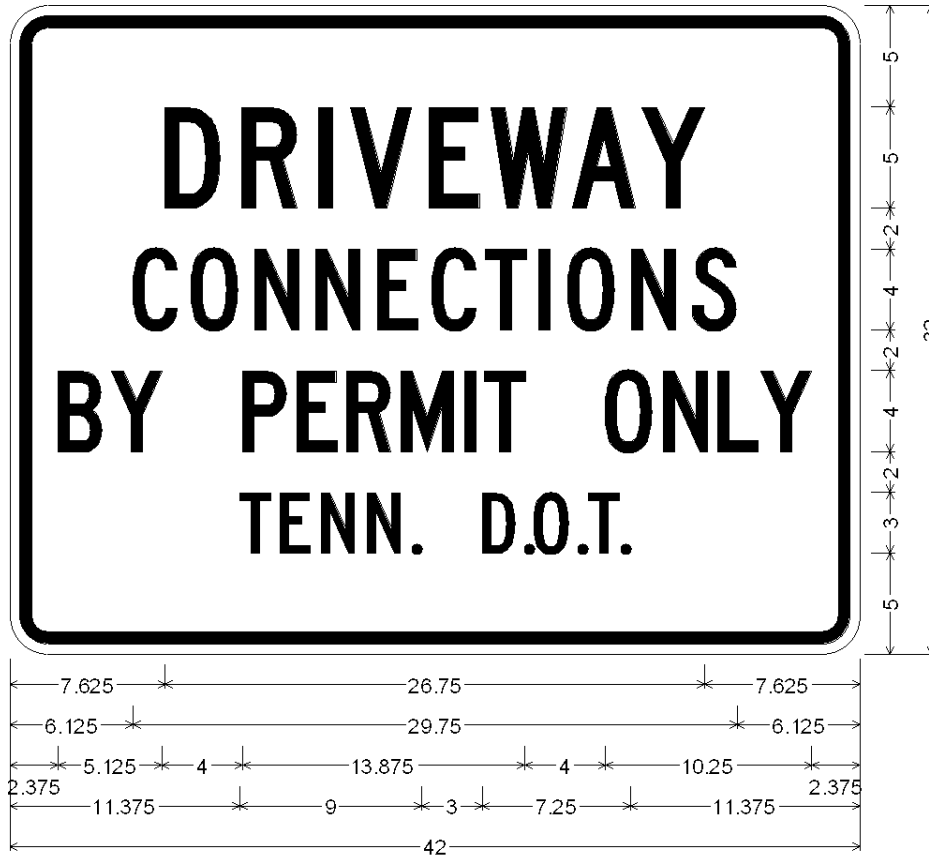
**TN-17b
 (2 digit)
 6" x 19"**

Specifications

Color: Legend and BorderWhite (Retroreflectorized)
 Background.....Green (Retroreflectorized)

Driveway Connections Sign (TN-18)

The DRIVEWAY CONNECTIONS sign may be erected on conventional state highways in areas where commercial driveway connections are likely to occur to remind the public that such entrances are allowed by permit only in accordance with Section 54-5-301, Tennessee Code Annotated.



1.875" Radius, 0.625" Border, 0.500" Indent, Black on White;
 "DRIVEWAY" C; "CONNECTIONS" C;
 "BY" C " " White C "PERMIT" C " " White C "ONLY" C 62% spacing;
 "TENN. D.O.T." C;

**TN-18
 42" x 32"**

Specifications

Color: Legend and BorderBlack (non-Retroreflectorized)
 Background.....White (Retroreflectorized)

No Dumping Allowed Sign (TN-19)

The NO DUMPING ALLOWED sign may be erected on the outer edge of the shoulder parallel with the roadway at all locations where the highway right-of-way or other publicly owned property is being used as a dumping ground for trash or garbage.



1.875" Radius, 0.375" Border, 0.375" Indent, Black on White;
 "NO" D; "DUMPING" D; "ALLOWED" D;

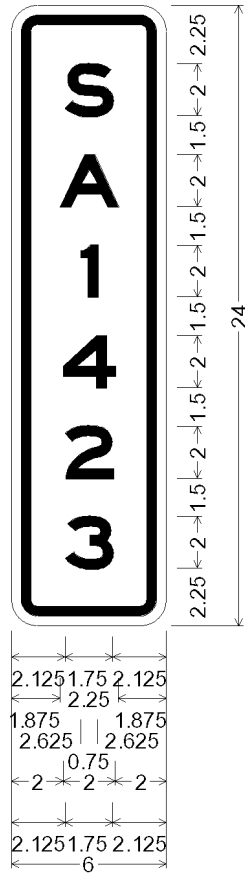
TN-19
24" x 18"

Specifications

Color: Legend and BorderBlack (non-Retroreflectorized)
 Background.....White (Retroreflectorized)

State Aid Project Marker (TN-20)

The STATE AID PROJECT MARKER is intended for use on State Aid projects to identify the beginning of the project. This sign is obsolete and is no longer used.



1.000" Radius, 0.375" Border, 0.375" Indent, Black on White;
 "S" F; "A" F;
 "1" F; "4" F;
 "2" F; "3" F;

**TN-20
 6" x 24"**

Specifications

Color: Legend and BorderBlack (non-Retroreflectorized)
 Background.....White (Retroreflectorized)

Pedestrians Prohibited Sign (TN-21)

The PEDESTRIANS PROHIBITED sign is intended for use on controlled-access highways in accordance with Section 55-8-127, Tennessee Code Annotated, and the general provisions of Section 2B-34 of the MUTCD.



1.875" Radius, 0.750" Border, 0.500" Indent, Black on White;
 "PEDESTRIANS" C; "NON-MOTORIZED TRAFFIC" B specified length;
 "MOTOR DRIVEN CYCLES" B specified length; "PROHIBITED" C;

TN-21
36" x 30"

Specifications

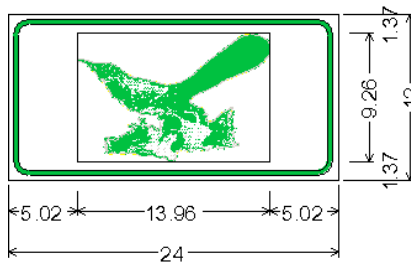
Color: Legend and BorderBlack (non-Retroreflectorized)
 Background.....White (Retroreflectorized)

Tennessee Scenic Parkway Signs (TN-22a and 22b)

The TENNESSEE SCENIC PARKWAY signs are intended to identify and mark routes designated as part of the Tennessee Parkway System, in accordance with Section 54-17-201 et. seq., Tennessee Code Annotated.

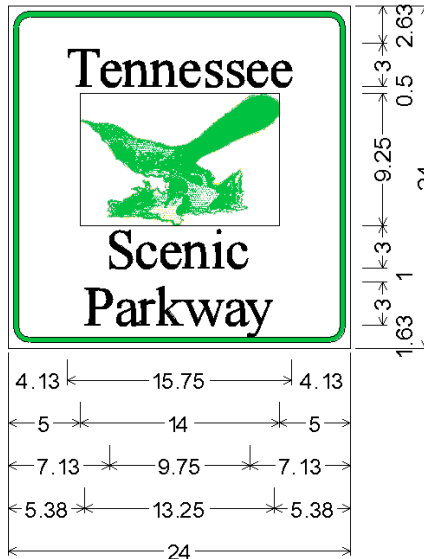
The Mockingbird without the legend sign (TN-22a) shall be installed above the applicable confirmation route marker assemblies along each Scenic Parkway route.

The Mockingbird with the legend sign (TN-22b) shall be installed above the applicable Advance turn and directional marker assemblies along each Scenic Parkway route. This sign shall also be installed on the applicable guide signs located on interstate highways or other Scenic Parkway routes which intersect the Scenic Parkway.



1.50" Radius, 0.38" Border, 0.38" Indent, Green on White;

TN-22a
24" x 12"



TN-22b
24" x 24"

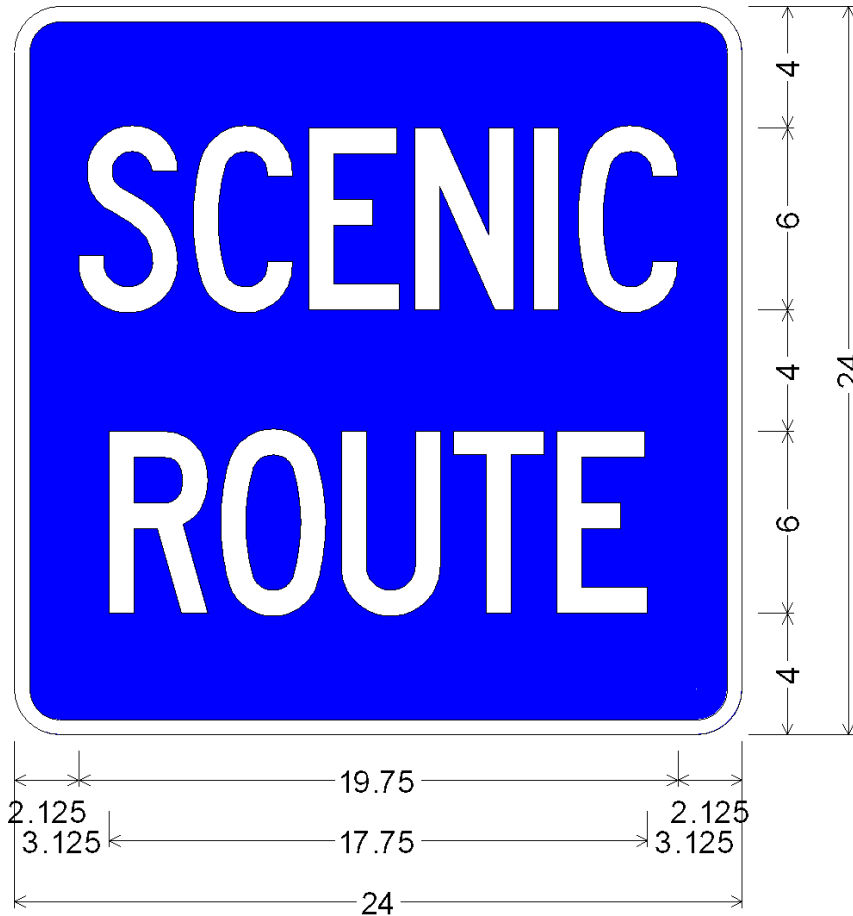
Note: TDOT sign shops can order this sign as a decal though statewide contract no. 126.

Specifications

Color: Legend and BorderGreen (Retroreflectorized)
Background.....White (Retroreflectorized)

Scenic Highway Sign (TN-23)

The SCENIC HIGHWAY sign is intended to identify sections of highway designated as part of the Scenic Highway System in accordance with Sections 54-17-101 et seq., Tennessee Code Annotated.



1.500" Radius, 0.500" Border, White on Blue;
 "SCENIC" C 50% spacing;
 "ROUTE" C 40% spacing;

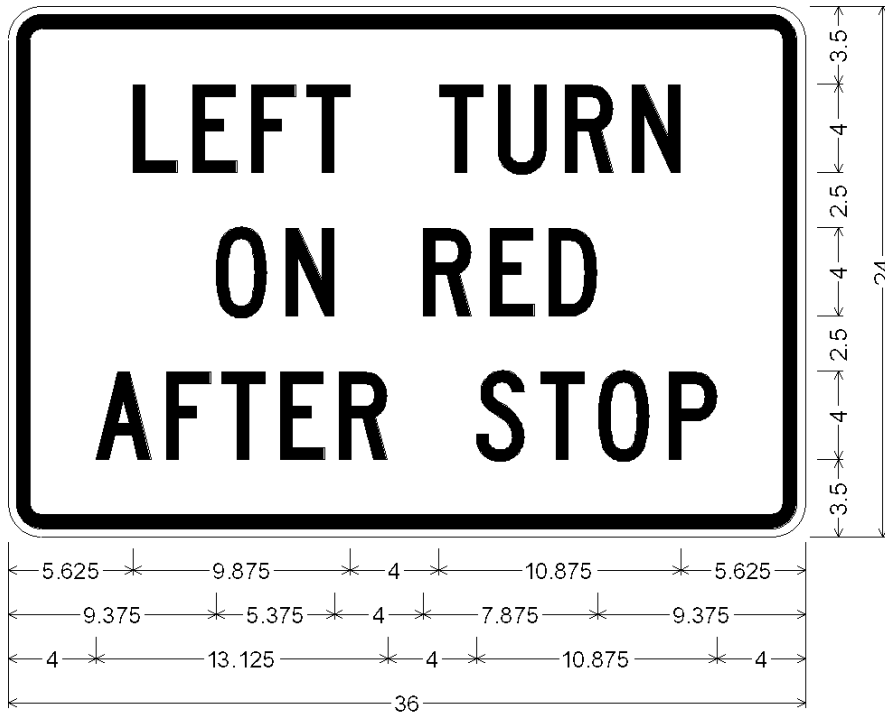
TN-23
24" x 24"

Specifications

Color: Legend and BorderWhite (Retroreflectorized)
 Background.....Blue (Retroreflectorized)

Left Turn on Red Sign (TN-24)

The LEFT TURN ON RED sign is intended for use at signalized intersections of one way streets for vehicles turning left after stopping on red from the left lane of a one way street onto a one way street whose traffic travels from right to left. This sign is no longer required by TCA (see section 55-8-11) for the action described above to be considered a legal maneuver.



0.625" Inner border Black, 1.500" Radius, 0.375" Outer border, White on White;
 "LEFT TURN" Black C; "ON RED" Black C; "AFTER STOP" Black C;

TN-24
36" x 24"

Specifications

Color: Legend and BorderBlack (non-Retroreflectorized)
 Background.....White (Retroreflectorized)

Hill Restricts View Sign (TN-25 **VOID) Sign TN-25 will no longer be used and is to be replaced with MUTCD standard sign no. W7-6.)**

The HILL RESTRICTS VIEW sign is intended for use at locations where a vertical curve restricts stopping sight distance due to a design exception on Federal-aid projects or where an engineering investigation warrants its installation.



30.000" across sides 0.750" Inner border Black, 1.875" Radius, 0.500" Outer border, Yellow on Yellow; "HILL" Black D; "RESTRICTS" Black D; "VIEW" Black D;

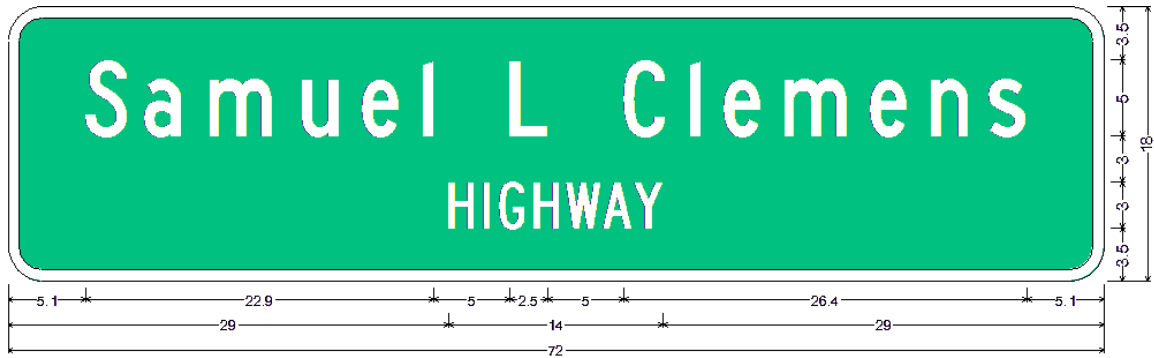
**TN-25
30" x 30"**

Specifications

Color: Legend and BorderBlack (non-Retroreflectorized)
Background.....Yellow (Retroreflectorized)

Commemorative Bridge or Highway Sign (TN-26)

The COMMEMORATIVE BRIDGE OR HIGHWAY sign is intended for use at locations commemorated by the Legislature. One sign will be installed at each of the location’s specified limits. To commemorate bridges on expressways/freeways, plaques attached to bridges will be utilized in lieu of signs. The use of additional descriptive or explanatory language is prohibited.



TN-26; 2.3" Radius, 0.8" Border, White on Green;
 "Samuel L Clemens" C 120% spacing; "HIGHWAY" C;

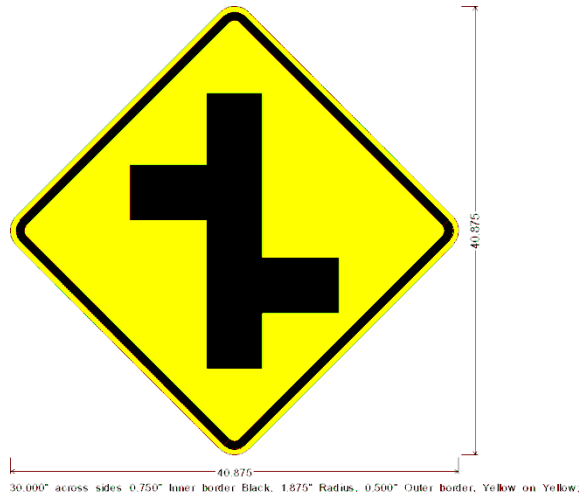
**TN-26
 Variable based on legend x 18"**

Specifications

- Color: Legend and BorderWhite (Retroreflectorized)
- Background.....Green (Retroreflectorized)

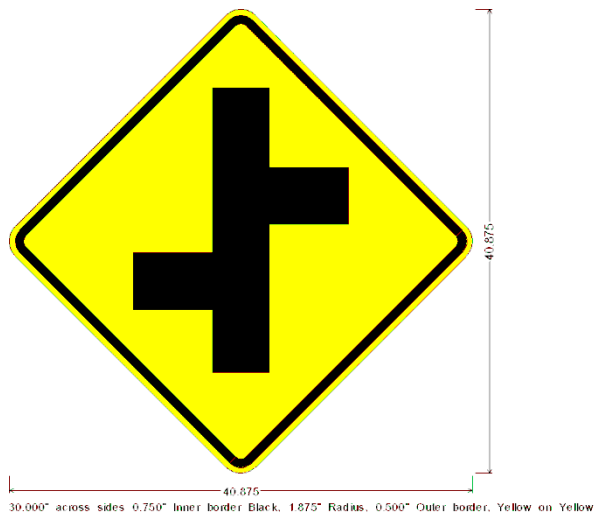
Offset Crossroad Sign (TN-27a and 27b same as MUTCD W2-7)

The OFFSET CROSSROAD sign is intended for use at obscured offset crossroad intersection configurations where the legs of the crossroad are between 50 and 400 feet apart. For distances less than 50 feet the standard crossroad sign (W2-1) shall be used and for distances greater than 400 feet road sign (W2-2) shall be used as needed.



line width 5"

**TN-27 a
30" x 30"**



line width 5"

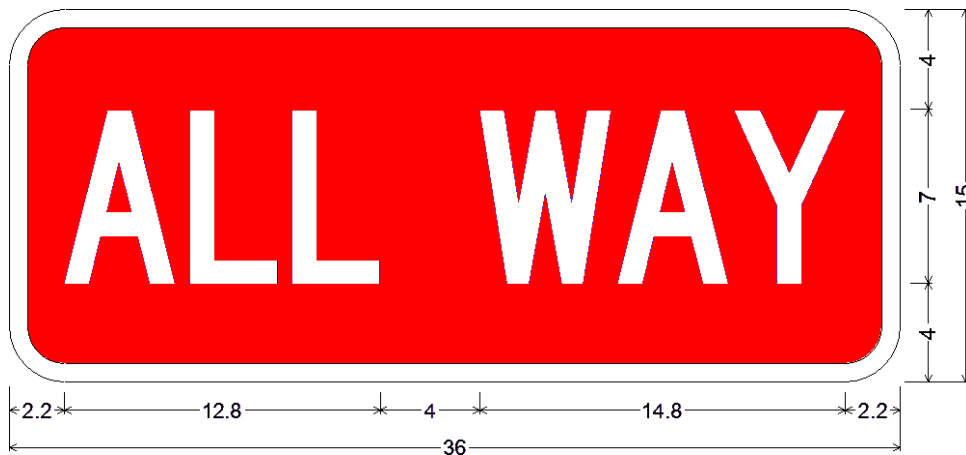
**TN-27 b
30" x 30"**

Specifications

Color: Legend and BorderBlack (non-Retroreflectorized)
 Background.....Yellow (Retroreflectorized)

All-Way Plaque (TN-28 same as MUTCD R1-3P)

The All-WAY Plaque sign is intended for use at 4-way stop intersections where 48" x 48" stop signs are utilized.



R1-4_36x15; 2.3" Radius, 0.8" Border, White on Red;
"ALL WAY" C 2K specified length;

TN-28
36" x 12"

Specifications

Color: Legend and BorderWhite (Retroreflectorized)
Background.....Red (Retroreflectorized)

Interstate Crossover Sign (TN-29 same as MUTCD R5-11)

The INTERSTATE CROSSOVER sign is intended for use at crossovers provided for maintenance and law enforcement use. Signs are to be installed at 45 degrees to both traffic for both directions of travel.



2.3" Radius, 0.9" Border, 0.6" Indent, Black on White;
 "AUTHORIZED" C; "VEHICLES" D; "ONLY" D;

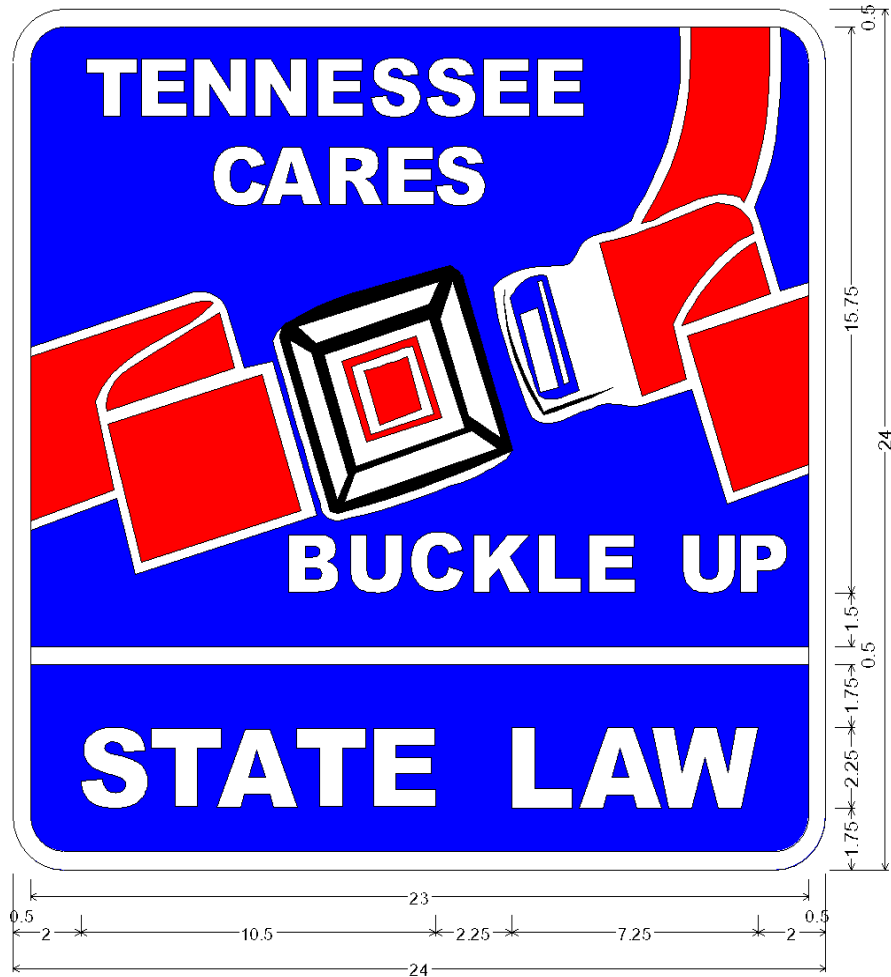
TN-29
48" x 36"

Specifications

Color: Legend and BorderBlack (non-Retroreflectorized)
 Background.....White (Retroreflectorized)

Buckle Up Signs (TN-30)

The BUCKLE UP sign is intended for use upon entering the state on Interstates, U.S. and State routes and at rest areas, parking areas and welcome centers.



TN-30; 1.500" Radius, 0.500" Border, White on Blue;

**TN-30
24" x 24"**

Note: TDOT sign shops can order this sign as a decal though statewide contract no. 126.

Specifications

- Color: Legend and BorderWhite (Retroreflectorized)
- Background.....Blue (Retroreflectorized)
- BuckleRed (Retroreflectorized)
- BuckleBlack (non-Retroreflectorized)

Anti-Litter Sign (TN-31 VOID)

The ANTI-LITTER sign now VOID and no longer used but is retained herein for inventory needs. Sign was intended for use on interstate highways upon entering the state, at rest areas, welcome centers and in the major urban areas.



TN-31; 3.0" Radius, 1.3" Border, 0.8" Indent, Green on White;

TN-31
48" x 60"

Note: TDOT sign shops can order this sign as a decal though statewide contract no. 126.

Specifications

- Color: Tree and Border.....Green (Retroreflectorized)
- Background.....White (Retroreflectorized)
- Man and Can.....Black (non-Retroreflectorized)

Do Not Pass On Shoulder Sign - std (TN-32 same as MUTCD R4-18)

The DO NOT PASS ON SHOULDER sign is intended for use where vehicles are passing to the right on wide-paved shoulders and creating hazardous situations.



TN-32-std
 Specifications

Color: Legend and BorderBlack (non-Retroreflectorized)
 Background.....White (Retroreflectorized)

Do Not Pass On Shoulder Sign –Freeway (TN-32 same as MUTCD R4-18)

The DO NOT PASS ON SHOULDER sign is intended for use where vehicles are passing to the right on wide-paved shoulders and creating hazardous situations.



2.250" Radius, 0.875" Border, 0.625" Indent, Black on White;
 "DO NOT" C; "PASS" C; "ON" C; "SHOULDER" B;

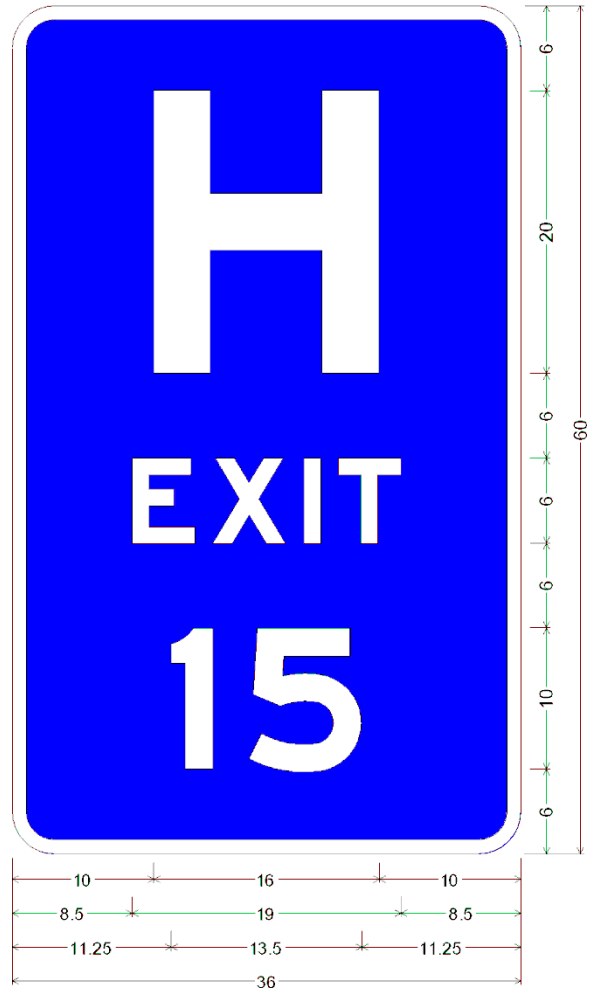
**TN-32- Expressway
 48" x 36"**

Specifications

Color: Legend and BorderBlack (non-Retroreflectorized)
 Background.....White (Retroreflectorized)

Interstate Hospital Service Sign (TN-33)

The INTERSTATE HOSPITAL SERVICE sign is intended for use where eligible hospital service is available and the specific service logo program is in place.



3.000" Radius, 1.000" Border, White on Blue;
 Symbol RM085; "EXIT" E Mod; "15" E Mod;

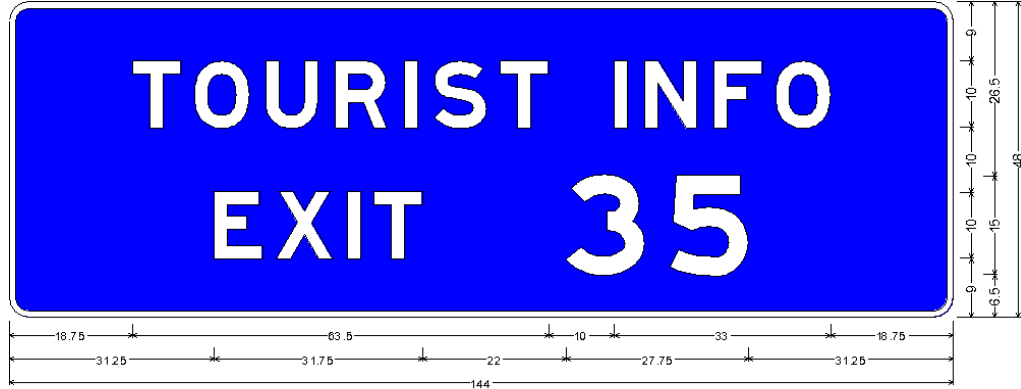
**TN-33
 36" x 60"**

Specifications

Color: Legend and BorderBlue (Retroreflectorized)
 Background.....White (Retroreflectorized)

Tourist Info Sign (TN-34a, 34b and 34c)

The TOURIST INFO SIGN is intended for use where qualifying tourist information centers are in operation.



3.000" Radius, 1.000" Border, White on Blue;
 "TOURIST INFO" E Mod; "EXIT" E Mod; "35" E Mod;

TN-34a
144" x 48"

Specifications

Color: Legend and BorderWhite (Retroreflectorized)
 Background.....Blue (Retroreflectorized)

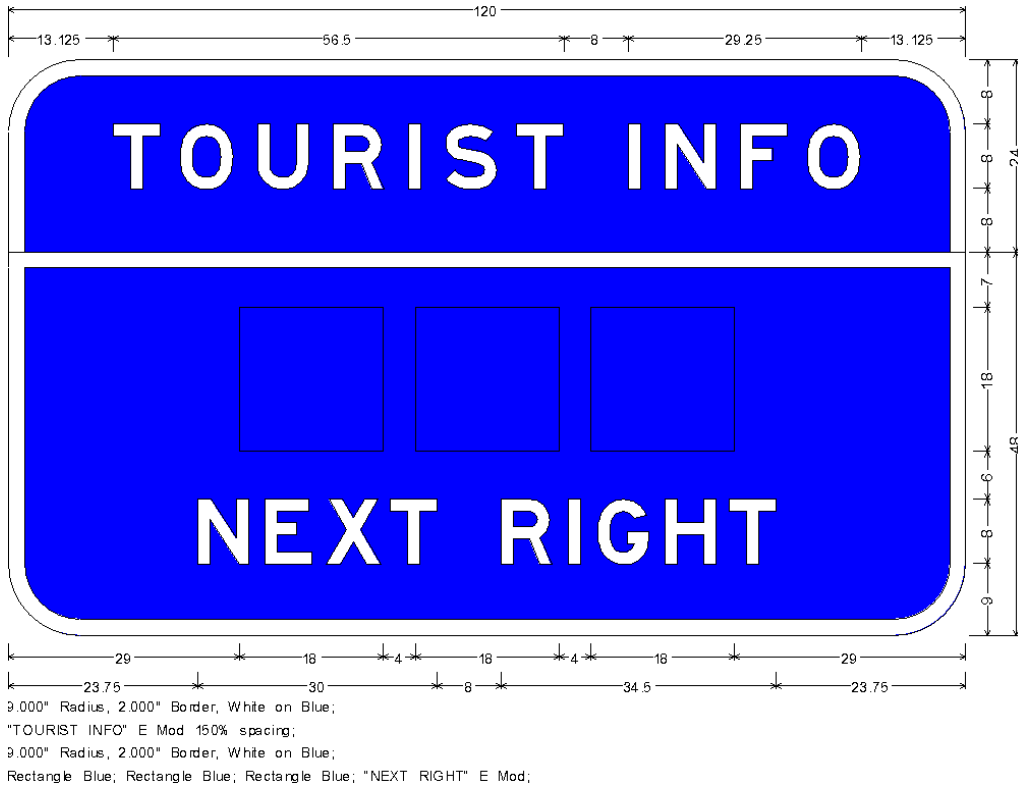


1.875" Radius, 0.750" Border, White on Blue;
 "TOURIST" C; "INFO" C;
 Down Arrow Custom - 9.000" 0°;

TN-34b
36" x 36"

Ramps and Conventional highways

Tourist Info Sign CONT. (TN-34a, 34b and 34c)



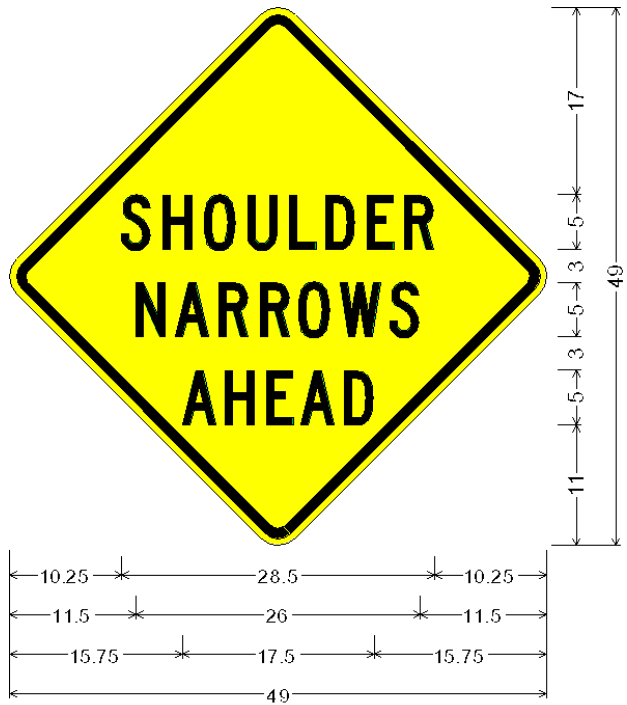
TN-34C
120" x 72"
 Interstate with existing motorist service signing

Specifications

Color: Legend and BorderWhite (Retroreflectorized)
 Background.....Blue (Retroreflectorized)

Shoulder Narrows Ahead Sign (TN-35)

The SHOULDER NARROWS AHEAD sign is intended for use at locations where upgraded sections of highway with full shoulders junction with existing sections of highway with narrow shoulders.



36.000" across sides 0.875" Inner border Black, 2.250" Radius, 0.625" Outer border, Yellow on Yellow;
 "SHOULDER" Black C; "NARROWS" Black C;
 "AHEAD" Black C;

TN-35
36" x 36"

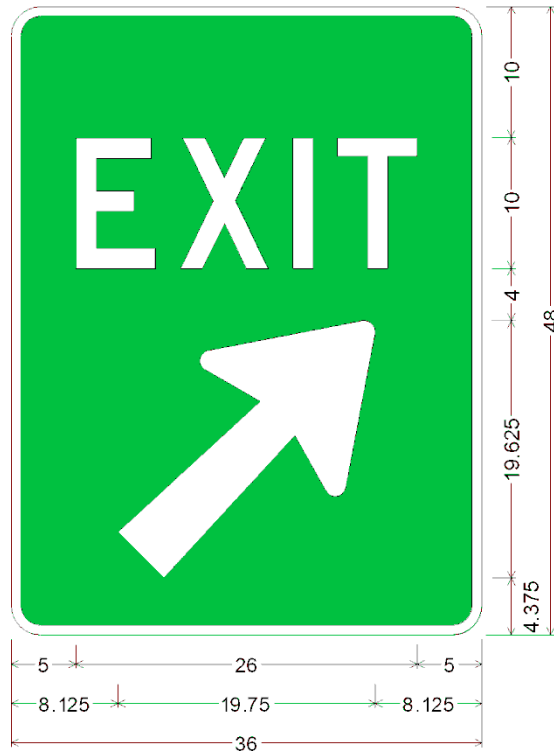
Specifications

Color: Legend and BorderBlack (non-Retroreflectorized)
 Background.....Yellow (Retroreflectorized)

Exit Gore Sign (TN-36)

The EXIT GORE (TN-36 VOID) – Conventional Highways – this sign will no longer be used but is retained here for inventory needs.

This sign was intended for use in special cases at locations where unnumbered interchanges are present on non-freeway or expressway sections of highway and guide signing is warranted.



2.250" Radius, 0.750" Border, White on Green;
 "EXIT" D; Arrow E - 25.000" 45°;

**TN-36
 36" x 48"**

Specifications

Color: Legend and BorderWhite (Retroreflectorized)
 Background.....Green (Retroreflectorized)
 Arrow Type "E" @ 45 degree.

Car – Vanpool Sign (TN-37)

The CAR VANPOOL sign is intended for use where qualifying rideshare programs are in place. The Department will approve the number of locations and physical placement of any such sign. Phone number should be verified prior to manufacture of sign.



2.250" Radius, 0.750" Border, White on Blue;
 "CAR-VANPOOL" C; "INFO" C; "741-2466" C;

**TN-37
 Std
 60" x 42"**



6.000" Radius, 1.000" Border, White on Blue;
 "CAR-VANPOOL" E Mod; "INFO" E Mod; "741-2466" E Mod;

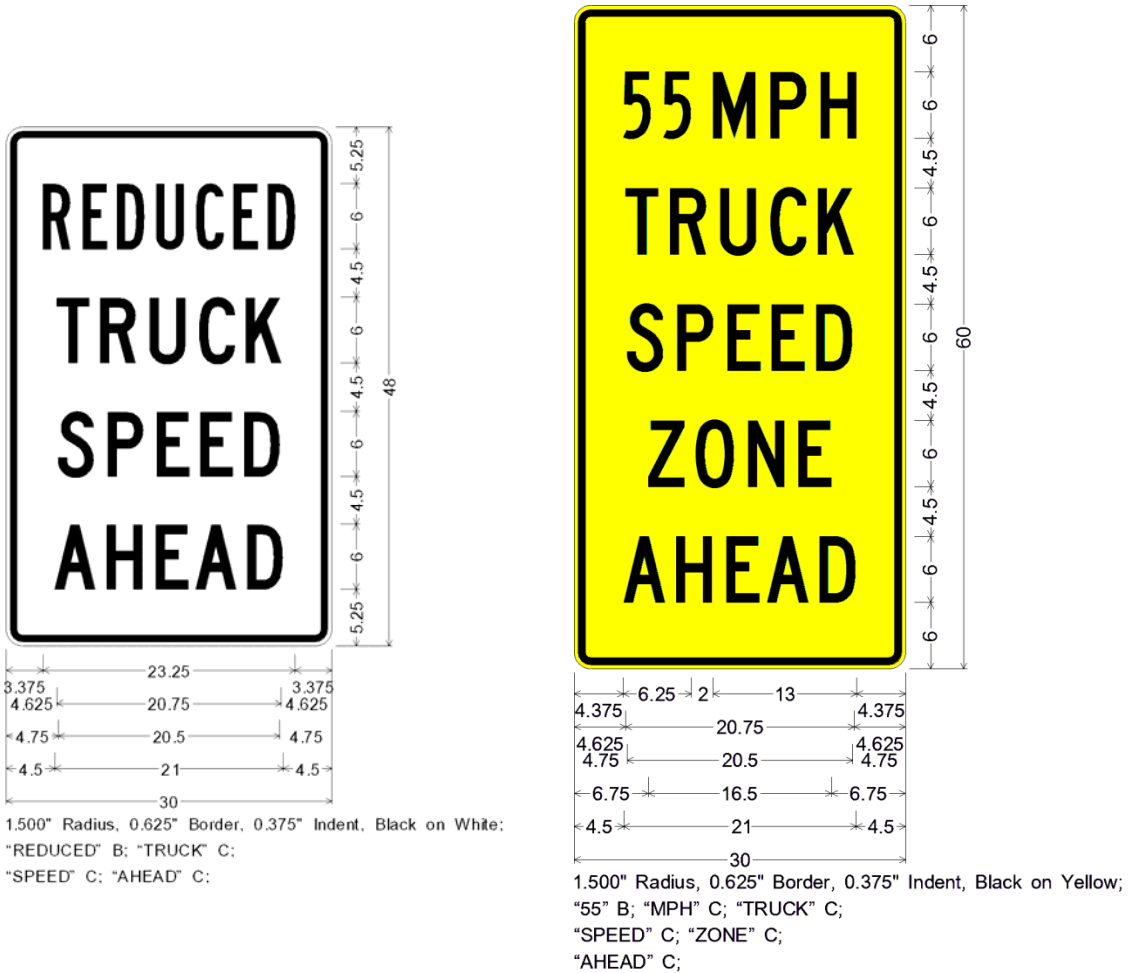
**TN-37
 Expressway/Freeway
 120" x 60"**

Specifications

Color: Legend and BorderWhite (Retroreflectorized)
 Background.....Blue (Retroreflectorized)

Reduced Truck Speed Ahead Sign (TN-38)

This design of the REDUCED TRUCK SPEED AHEAD sign is retained here in this manual for inventory purposes only. At such time as this sign is replaced the designer shall reference the current MUTCD for a standard sign. If no standard sign has been developed for this use then the alternative design shown on the right may be used and should be fabricated using a fluorescent yellow background. The sign is intended to be used in advance of special truck speed zones where automobile speed is not reduced. This note is current as of 3-11-15.



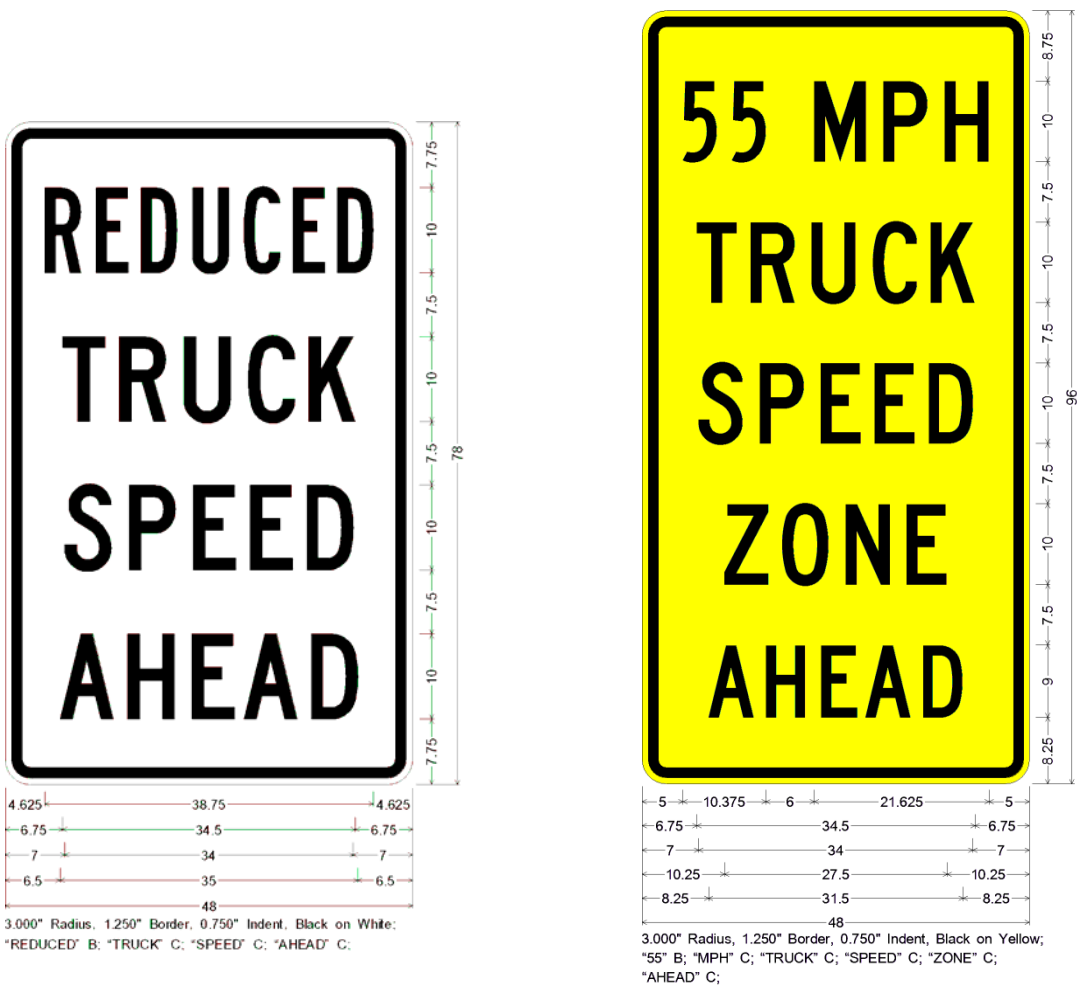
**TN-38
 Std
 30" x 48"**

Specifications

Color: Legend and BorderBlack (non-Retroreflectorized)
 Background.....White (Retroreflectorized)

Reduced Truck Speed Ahead Sign cont. (TN-38)

This design of the REDUCED TRUCK SPEED AHEAD sign is retained here in this manual for inventory purposes only. At such time as this sign is replaced the designer shall reference the current MUTCD for a standard sign. If no standard sign has been developed for this use then the alternative design shown on the right may be used and should be fabricated using a fluorescent yellow background. The sign is intended to be used in advance of special truck speed zones where automobile speed is not reduced. This note is current as of 3-11-15.



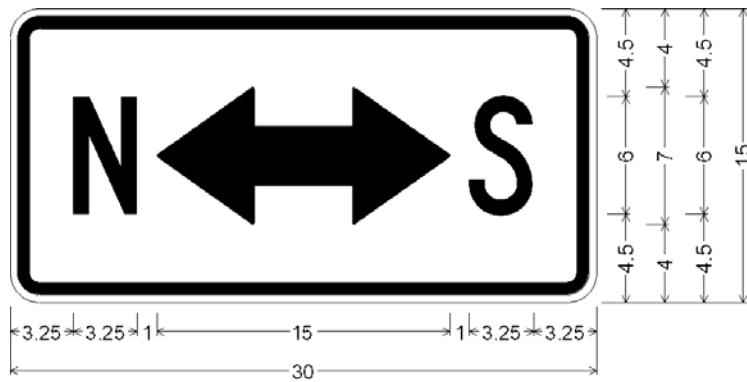
**TN-38
 Expressway/Freeway
 48" x 78"**

Specifications

Color: Legend and BorderBlack (non-Retroreflectorized)
 Background.....White (Retroreflectorized)

Cardinal Direction/Arrow Sign (VOID) (TN-39) will no longer be used and is to be replaced with MUTCD standard sign no. M6-4 during routine maintenance.

The CARDINAL DIRECTION sign is intended for use in special cases where the use of the normal cardinal direction and arrow sign at an intersecting route is not feasible due to physical restraints (lack of horizontal separation for dual post assemblies, too many signs for post to support, etc.) found in urban areas.



0.625" Inner border Black, 1.500" Radius, 0.375" Outer border, White on White;
 "N" Black C;
 Double Headed Arrow Custom - 15.000" 0° Black;
 "S" Black C;

**TN-39
 30" x 15"**


Specifications

Color: Legend and BorderBlack (non-Retroreflectorized)
 Background.....White (Retroreflectorized)

Note: Arrow to be centered horizontally and vertically

“Bee” Alert Sign (TN-40)

The BEE ALERT sign is intended to be used on interstate construction projects. This to be placed 1000’ in advance of the normal construction zone warning sign on the left and right for each mainline Interstate approach. This sign is obsolete and is no longer used.



TN-40; 2.5" Radius, 0.9" Border, 0.6" Indent, Red on White;
 "BEE" Georgia; "ALERT" Georgia; "ARRIVE" Georgia; "UNHURT" Georgia;

**TN-40
 60" x 36"**

Specifications

- Color: Legend and BorderRed (Retroreflectorized)
- Background.....White (Retroreflectorized)
- Bee.....Yellow & Orange (Retroreflectorized)
- Black (non-Retroreflectorized sign)

Reserved Parking Sign (TN-41)

The RESERVED PARKING sign is intended for use where handicap parking places have been provided. The Department may install these signs at rest areas, welcome centers and at other locations where Department maintains handicap parking places.



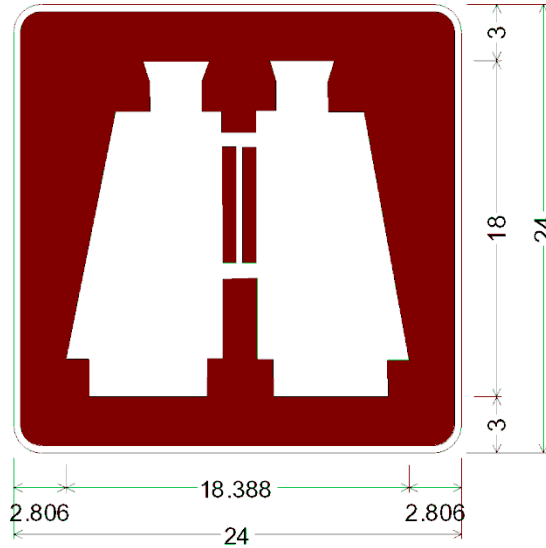
TN-41
12" x 18"

Specifications

Color: Legend and BorderGreen (Retroreflectorized sign)
 Background.....White (Retroreflectorized sign)
 Blue Retroreflectorized sign square around handicap symbol

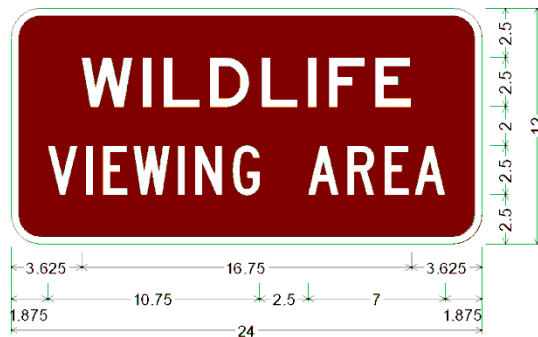
Wildlife Viewing Area Signs (TN-42a VOID and 42b) Sign TN-42a will no longer be used and is to be replaced with MUTCD standard sign no. RS-076)

The WILDLIFE VIEWING AREA signs are intended for use only at those locations approved by the Department in conjunction with the Wildlife Viewing program developed by the U. S. Forest Service.



TN-42A:
1.500" Radius, 0.375" Border, White on Brown:

TN-42a
24" x 24"



1.500" Radius, 0.375" Border, White on Brown:
"WILDLIFE" E: "VIEWING AREA" C:

TN-42b
24" x 12"

Specifications

Color: Legend and BorderWhite (Retroreflectorized)
Background.....Brown (Retroreflectorized)

Adopt A Highway Sign (TN-43)

The ADOPT A HIGHWAY sign is to be used on non-interstate routes where a group or organization has entered into an agreement with the Department to provide litter pickup services. The sign shall mark the limits of the litter pickup area for each direction of travel on the route.



TN-43
48" x 24"

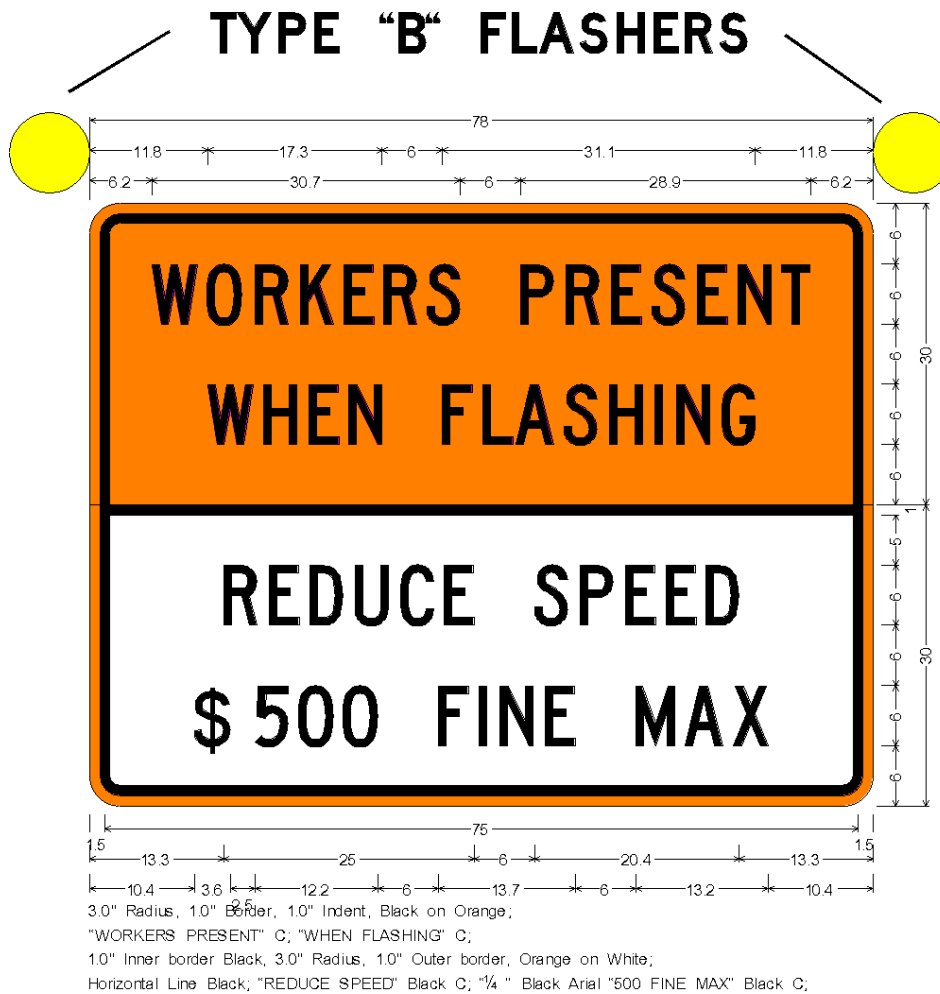
Note: TDOT sign shops can order this sign as a decal though statewide contract no. 126.

Specifications

Color: Legend and BorderGreen (Retroreflectorized)
Background.....White (Retroreflectorized)

Workers Present Sign (TN-44)

The WORKERS PRESENT sign is to be used on all interstate construction projects in the event that reduced speed limits are requested and established by the contractor. All reductions must be approved by the Department. This sign is to be placed 1000' in advance of the active construction work zone. These signs shall be located on the right side and on the median side of the roadway (except on concrete median barrier wall sections).




**TN-44
78" x 60"**

Specifications

- Color: Legend and BorderBlack (non-Retroreflectorized)
- Background.....White (Retroreflectorized)
- Background.....Orange (Retroreflectorized)

Emergency Reference Markers (TN-45a now D10-5)

The EMERGENCY REFERENCE MARKERS are to be used on all interstate highways in the four major cities in conjunction with TDOT’s motor assist program (HELP). These signs shall be located in the median and on the inside of ramps, either ground or barrier mounted.



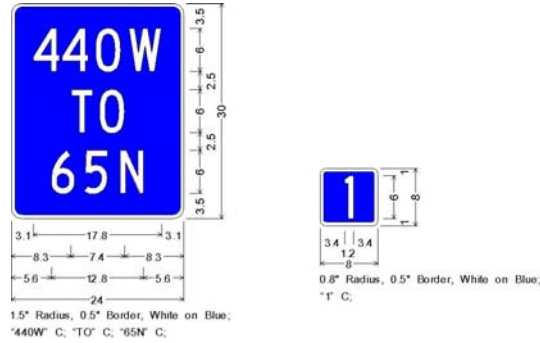
**TN-45a for inventory
Main Line Sign
18” x 60”**

Specifications

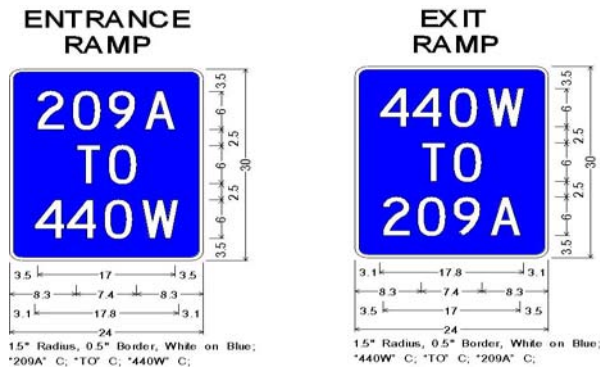
- Color: Legend and BorderWhite (Retroreflectorized)
- Background.....Blue (Retroreflectorized)
- Shield.....White, Blue & Red (Retroreflectorized)

Emergency Reference Markers (TN-45b, TN-45c, TN-45d)

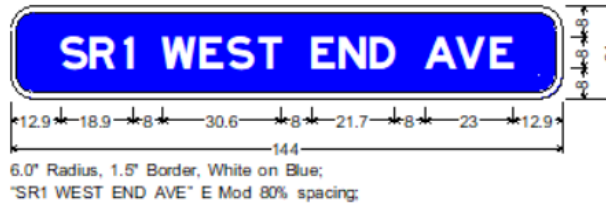
EMERGENCY REFERENCE MARKERS cont.



**Directional Ramp Sign
 TN-45b
 24" x 30"**



**TN-45d
 ERM Bridge Sign
 24" x varies"**

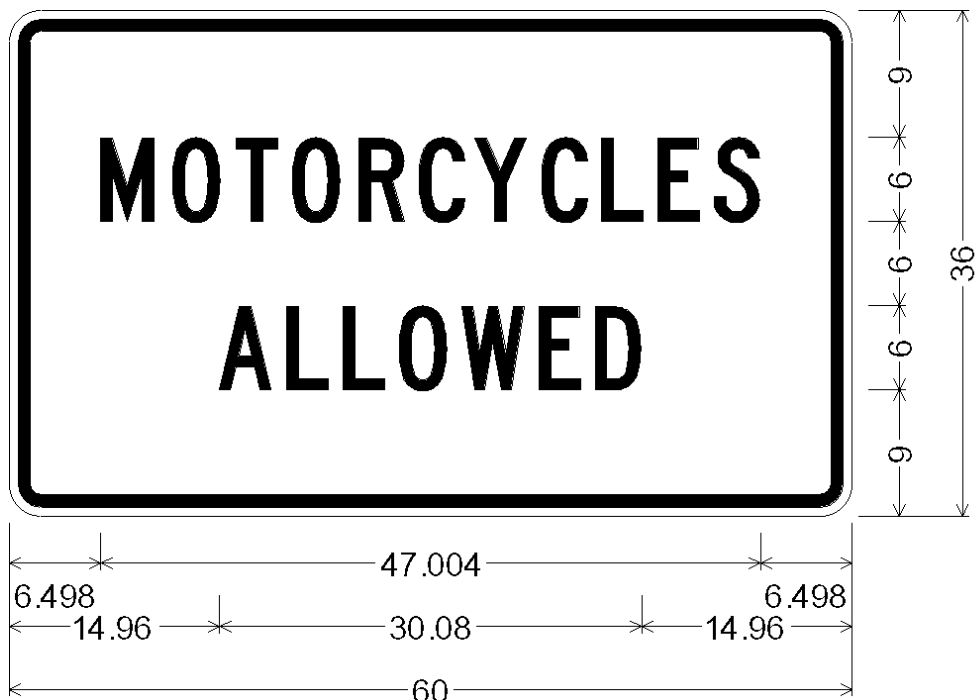


Specifications

Color: Legend and BorderWhite (Retroreflectorized)
 Background.....Blue (Retroreflectorized)

Motorcycles Allowed sign (TN-46 VOID)

This **MOTORCYCLES ALLOWED** sign is now **VOID** and will no longer be used but is retained in this manual for inventory needs. This sign is to be replaced with MUTCD standard plaque (R3-11p) when required.



2.250" Radius, 0.875" Border, 0.625" Indent, Black on White;
 "MOTORCYCLES" C; "ALLOWED" C;

TN-46
60" x 36"
Typical

Specifications

Color: Legend and BorderBlack (non-Retroreflectorized)
 Background.....White (Retroreflectorized)

Highway Emergency *847 state trooper (TN-47)

The HIGHWAY EMERGENCY * 847 is intended to advise cellular phone customers that in the event of an emergency they can reach the highway patrol by dialing *847. They are located along major freeways and at rest areas.



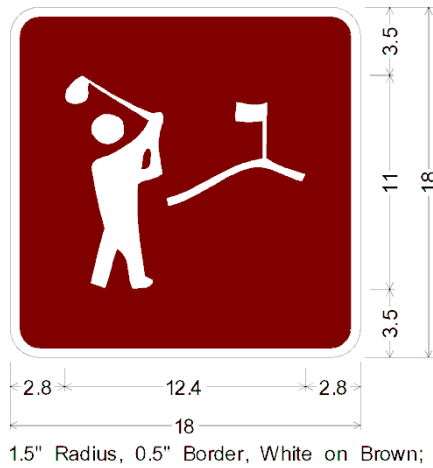
3.0" Radius, 1.0" Border, White on Blue;
 HIGHWAY E Mod; *EMERGENCY* E Mod; *%* Arial Black *847 CELLULAR* E Mod; *STATE TROOPER* E Mod;

TN-47
96" x 72"
Typical

Specifications

Color: Legend and BorderWhite (Retroreflectorized)
 Background.....Blue (Retroreflectorized)

Tennessee Golf Icon (TN-48 **VOID**) will no longer be used and is to be replaced with MUTCD standard sign no. RS-128



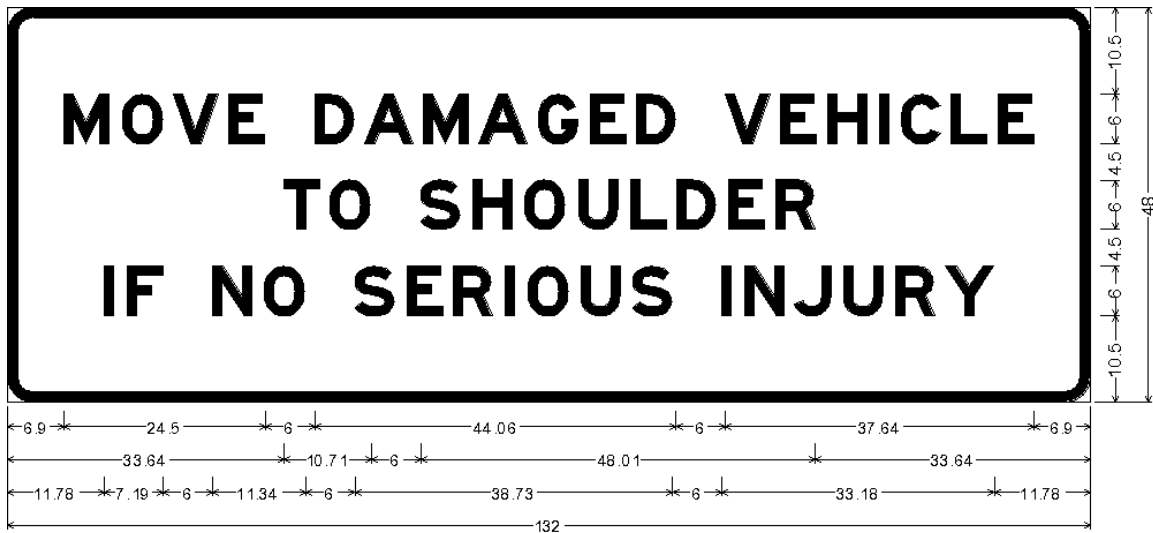
TN-48
18" x 18"
Typical

Specifications

Color: Legend and Border Silver-White (non-Retroreflectorized)
 Background.....Brown (Retroreflectorized)

Move Damaged Vehicle Sign (TN-49 VOID) will no longer be used and is to be replaced with MUTCD standard sign FENDER BENDER Sign (R16-4)

The MOVE DAMAGED VEHICLE sign is intended for use on urban freeways to advise motorists they should move their vehicle if no serious injury has occurred.



3.00" Radius, 1.25" Border, Black on White;
 "MOVE DAMAGED VEHICLE" E Mod; "TO SHOULDER" E Mod; "IF NO SERIOUS INJURY" E Mod;

**TN-49
 132" x 48"
 Typical**

Specifications

Color: Legend and BorderBlack (non-Retroreflectorized sign)
 Background..... Silver-White (Retroreflectorized sign)

Tennessee Welcomes You Sign (TN-50a and 50b)

The TENNESSEE WELCOMES YOU sign is intended for use on routes entering the state. The (TN-50a) is to be used on Freeways and Expressways. The (TN-50b) is to be used on Conventional highways.



TN-50a
28' x 10'
Freeway/Expressway

TN-50b
15' x 6'
Conventional highways

Specifications

Contact State Traffic Engineers Office for Specific Guidance in Fabricating this Sign

TDOT Facilities (TN-51A or 51B)

The TDOT Facilities Sign is provided here primarily for inventory purposes and is intended for use on conventional highways throughout the state to identify various TDOT facilities.

**TN-51
Varies**

Specifications

Color: Legend and BorderSilver-White (Retroreflectorized sign)
Background.....Green (Retroreflectorized sign)

Drivers Testing (TN-52)

The TDOT Facilities Sign is provided here primarily for inventory purposes and is intended for use on conventional highways throughout the state to identify Tennessee Department of Safety Driver Testing facilities.

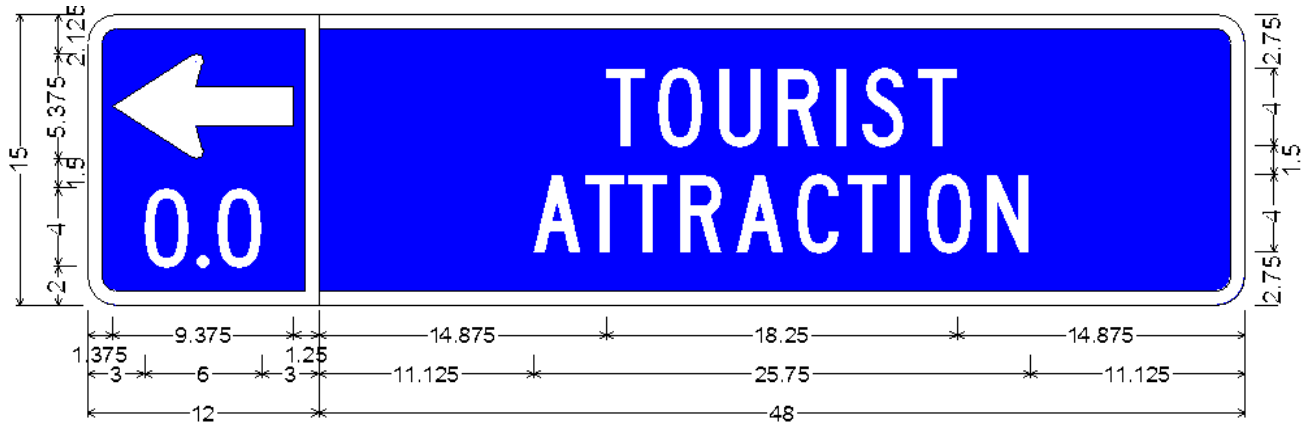
TN-52
Varies

Specifications

Color: Legend and BorderSilver-White (Retroreflectorized sign)
Background.....Blue (Retroreflectorized sign)

Tourist Oriented Directional Sign (TODS) (TN-53)

The TODS Sign is provided here primarily for inventory purposes and is intended for use on rural conventional highways in the state. See TODS Rules Chapter 1680-3-4 on file with the Secretary of State.



1.500" Radius, 0.750" Border, White on Blue;
 Standard Arrow Custom 9.375" X 5.375" 180°; "0.0" C;
 1.500" Radius, 0.750" Border, White on Blue;
 "TOURIST" C; "ATTRACTION" C;


TN-53

Specifications

Color: Legend and BorderSilver-White (Retroreflectorized sign)
 Background.....Blue (Retroreflectorized sign)

Bear Trace Golf Course (TN-54)

The BEAR TRACE Golf Course icon is intended for use along conventional highways in conjunction with standard state park directional signs as a trailblazing symbol.



2.25" Radius, 0.75" Border, 0.50" Indent, Black on White;
 Bear Trace; "Ross Creek Landing" D 80% spacing;

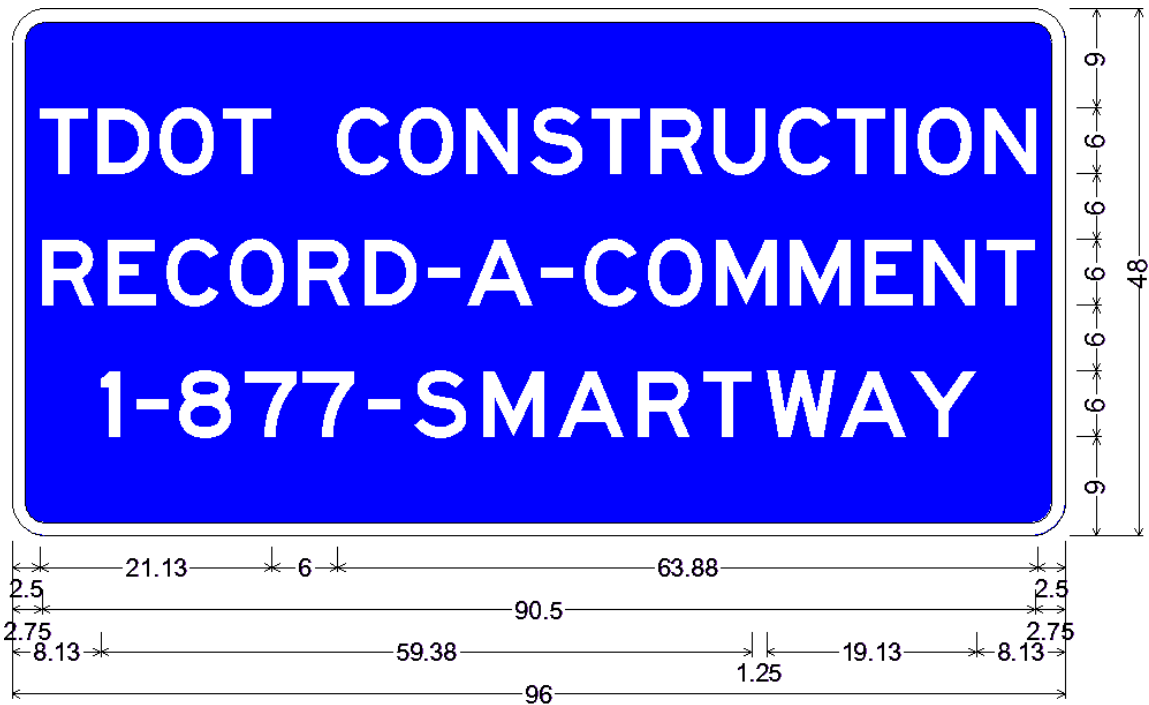
TN-54
72" x 36"
Standard

Specifications

Color: Legend and BorderAs shown (Retroreflectorized sign)
 Background..... Silver-White (Retroreflectorized sign)

Record-A-Comment Sign (TN-55a)

The RECORD-A-COMMENT sign intended to be used on all interstate construction projects. It should be placed approximately 1000' past the "END ROAD WORK" sign on the right side of the highway.



3.00" Radius, 1.25" Border, White on Blue;
 "TDOT CONSTRUCTION" E 70% spacing; "RECORD-A-COMMENT" E 80% spacing;
 "1-877-SMART" E; "WAY" E;

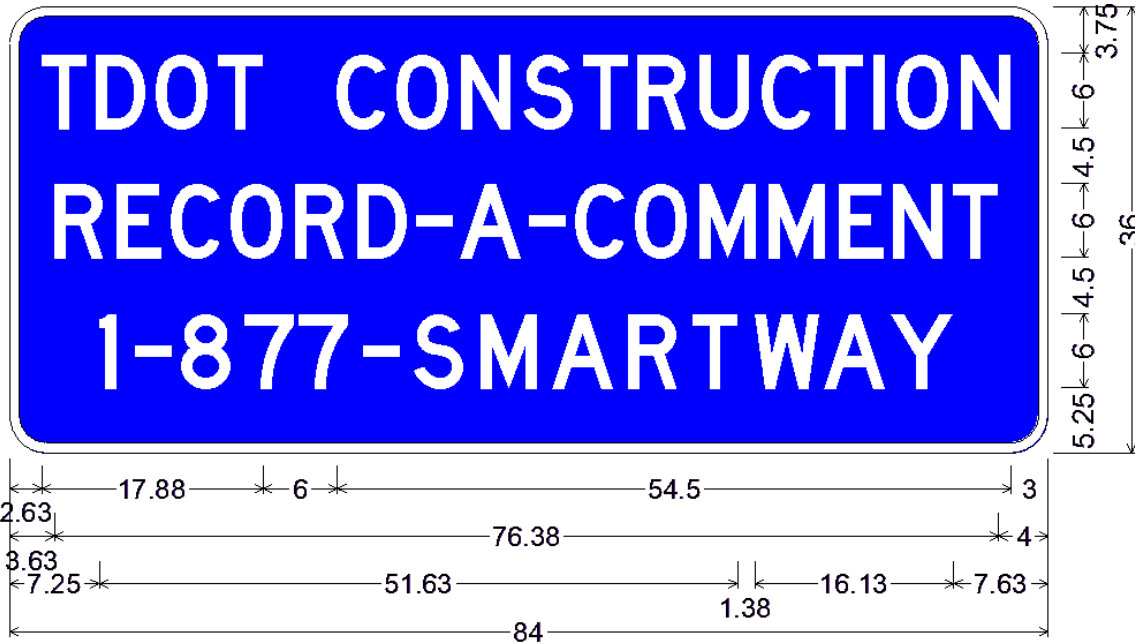
TN-55a
96" x 48"
Standard

Specifications

Color: Legend and BorderSilver-White (Retroreflectorized sign)
 Background.....Blue (Retroreflectorized sign)

Record-A-Comment Sign (TN-55b Conventional Highways)

The RECORD-A-COMMENT sign intended to be used on all state route construction projects. It should be placed approximately 500' to 1000' past the "END ROAD WORK" sign on the right side of the highway.



3.00" Radius, 0.75" Border, White on Blue;
 "TDOT CONSTRUCTION" D 70% spacing;
 "RECORD-A-COMMENT" D 70% spacing; "1-877-SMART" D; "WAY" D;

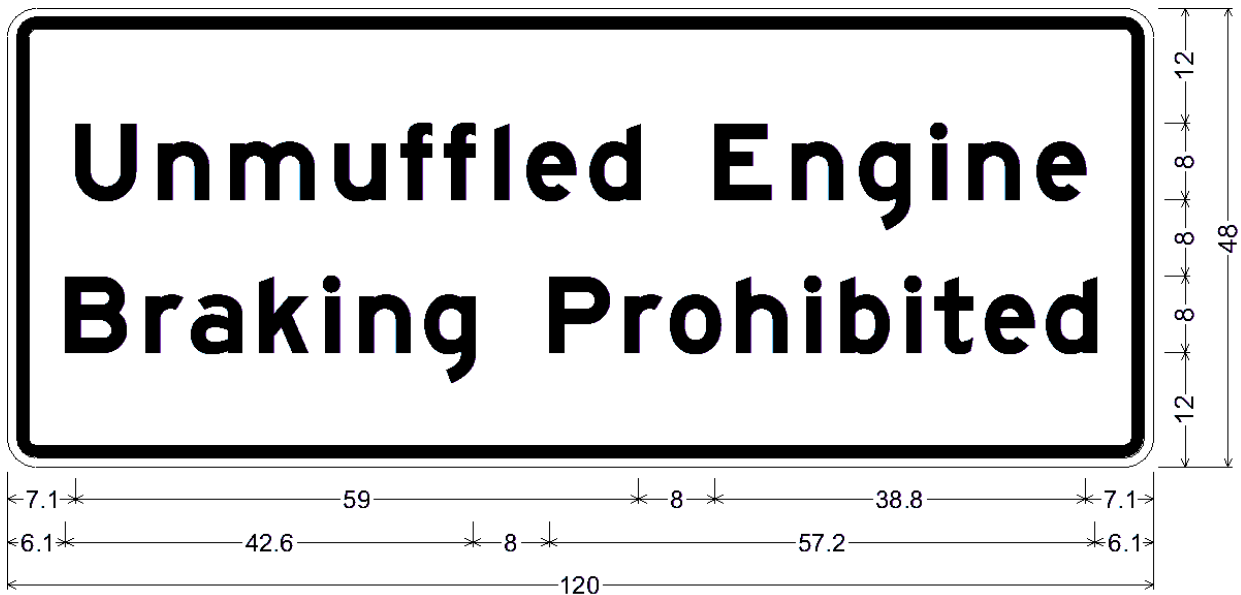
**TN-55b
 84" x 36"
 Standard**

Specifications

Color: Legend and BorderSilver-White (Retroreflectorized sign)
 Background.....Blue (Retroreflectorized sign)

Unmuffled Engine Braking Prohibited Sign (TN-58A)

The UNMUFFLED ENGINE BRAKING PROHIBITED sign is intended for use on Freeways and Expressway where TDOT has determined its use is justified. This sign is intended to be used along those sections of freeways or expressways highway in compliance with Public Chapter 405.



3.0" Radius, 1.3" Border, 0.9" Indent, Black on White;
 "Unmuffled Engine" E Mod 80% spacing; "Braking Prohibited" E Mod 70% spacing;

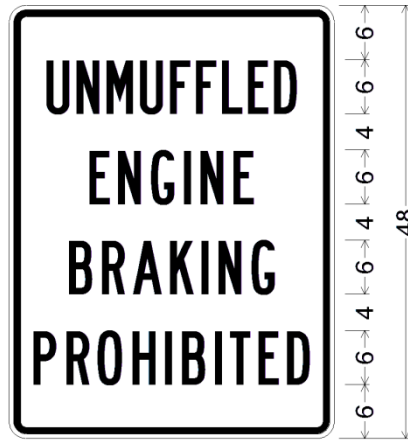
**TN-58A
 120" x 48"
 Standard**

Specifications

Color: Legend and BorderBlack (Retroreflectorized sign)
 Background.....White (Retroreflectorized sign)

Unmuffled Engine Braking Prohibited Sign (TN-58b)

The UNMUFFLED ENGINE BRAKING PROHIBITED sign is intended for use on **conventional highways** where TDOT has determined its use is justified. This sign is intended to be used along those sections of conventional highways in compliance with Public Chapter 405.



1.9" Radius, 0.8" Border, 0.5" Indent, Black on White;
 "UNMUFFLED" B 70% spacing;
 "ENGINE" B; "BRAKING" B;
 "PROHIBITED" B;

TN-58b
36" x 48"
Standard

Specifications

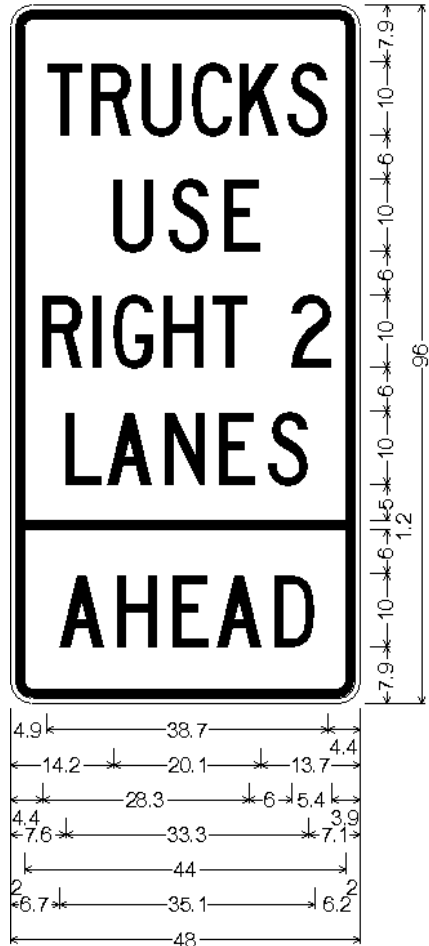
Color: Legend and BorderBlack (Retroreflectorized sign)
 Background.....White (Retroreflectorized sign)

Reserved – (TN-59)

**TN-59
Reserved**

Restricted Truck Lane Signs (TN-60A-F)

The Restricted Truck Lane sign is intended for advanced notification on freeways with three (3) or more lanes where it had been determined by the Department that such highway section shall restrict trucks to the right two (2) lanes. Trucks are defined for the purposes of the use of this sign as those vehicles that fit the category of "Commercial Motor Vehicle" as described by T.C.A. 55-50-102 section 12.



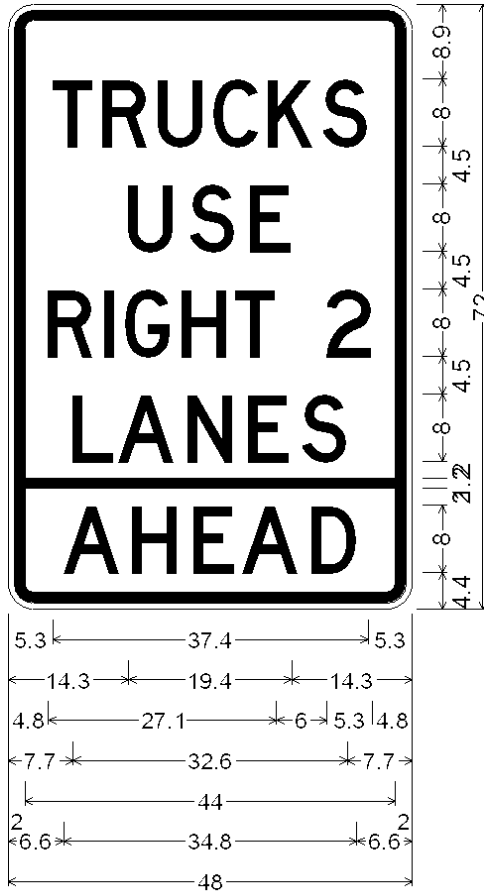
3.0" Radius, 1.3" Border, 0.8" Indent, Black on White;
 "TRUCKS" C 68% spacing;
 "USE" C; "RIGHT" C 68% spacing;
 "2" C; "LANES" C; "AHEAD" C;

TN-60A
48" x 96
Advance Shoulder Sign

Specifications

Color: Legend and BorderBlack (non-Retroreflectorized sign)
 Background.....White (Retroreflectorized sign)

Restricted Truck Lane Signs (TN-60B)



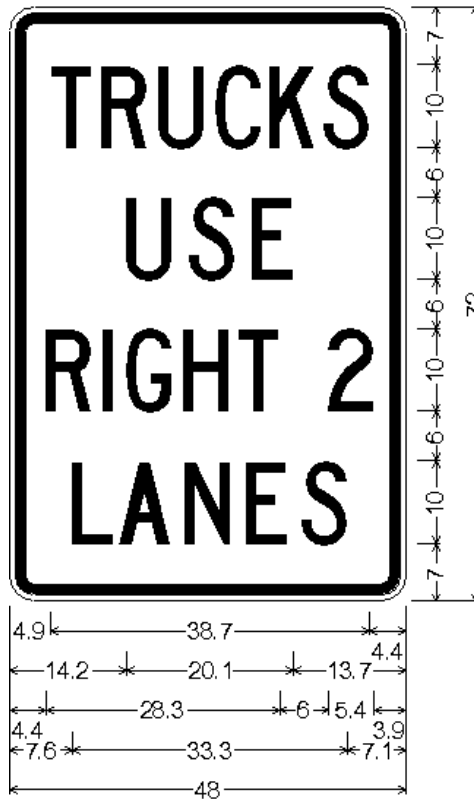
3.0" Radius. 1.3" Border. 0.8" Indent. Black on White:
 "TRUCKS" D 68% spacing:
 "USE" D: "RIGHT" D 68% spacing:
 "2" D: "LANES" D: "AHEAD" D:

TN-60B
48" x 72
Advance Median-Barrier Mounted Sign

Specifications

Color: Legend and BorderBlack (non-Retroreflectorized sign)
 Background.....White (Retroreflectorized sign)

Restricted Truck Lane Signs (TN-60C)



3.0" Radius, 1.3" Border, 0.8" Indent, Black on White;
 "TRUCKS" C 68% spacing;
 "USE" C; "RIGHT" C 68% spacing;
 "2" C; "LANES" C;

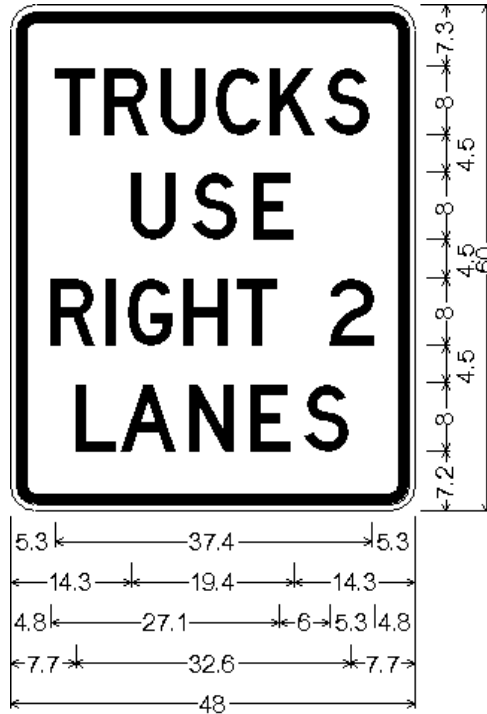
TN-60C
48" x 72
Begin/Confirm Shoulder Sign

Specifications

Color: Legend and BorderBlack (non-Retroreflectorized sign)
 Background..... Silver-White (Retroreflectorized

sign)

Restricted Truck Lane Signs (TN-60D)



3.0" Radius, 1.3" Border, 0.8" Indent, Black on White;
 "TRUCKS" D 68% spacing;
 "USE" D; "RIGHT" D 68% spacing;
 "2" D; "LANES" D;

**TN-60D
 48" x 60
 Begin/Confirm Median-Barrier Mounted Sign**

Specifications

Color: Legend and BorderBlack (non-Retroreflectorized sign)
 Background.....White (Retroreflectorized sign)

Restricted Truck Lane Signs (TN-60E)



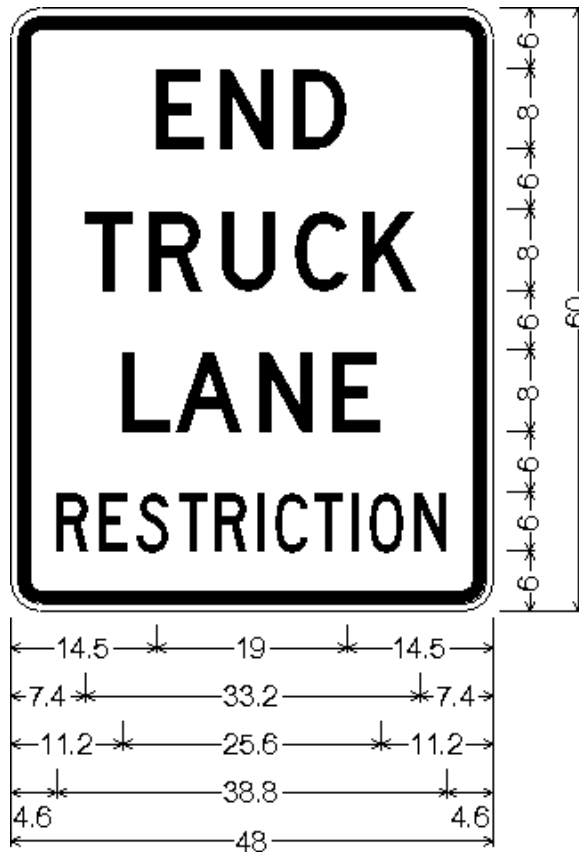
3.0" Radius, 1.3" Border, 0.8" Indent, Black on White;
 END TRUCK E Mod; *LANE* E Mod; *RESTRICTION* E Mod;

TN-60E
96" x 48
End Shoulder Sign

Specifications

Color: Legend and BorderBlack (non-Retroreflectorized sign)
 Background.....White (Retroreflectorized sign)

Restricted Truck Lane Signs (TN-60F)



3.0" Radius, 1.3" Border, 0.8" Indent, Black on White;
 "END" D; "TRUCK" D; "LANE" D;
 "RESTRICTION" C 75% spacing;

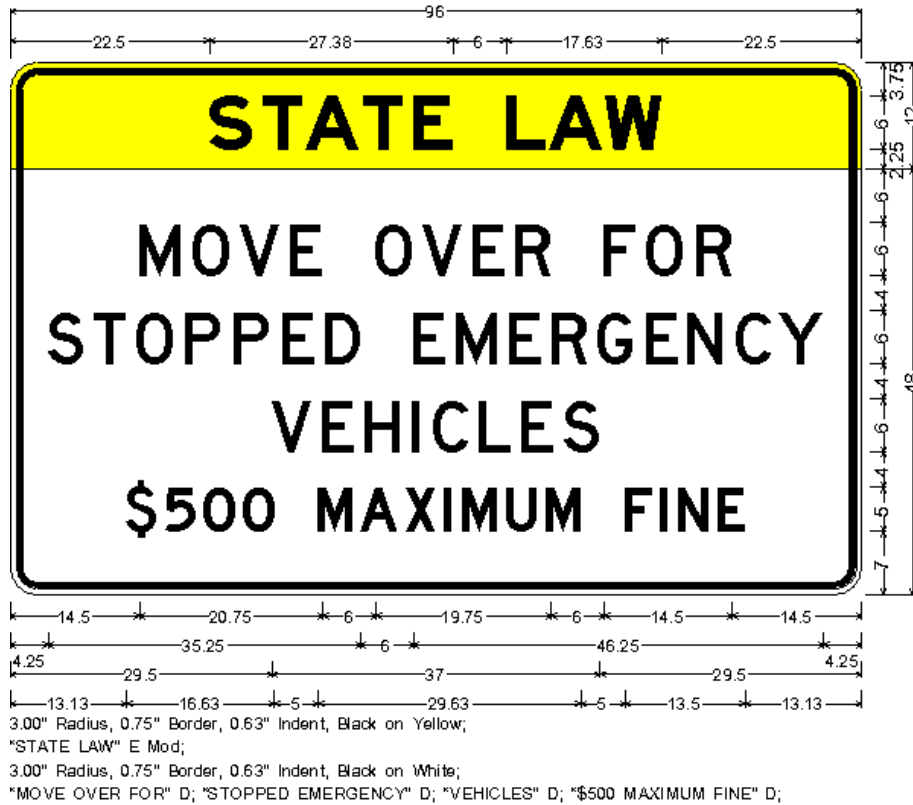
TN-60F
48" x 60
End Median-Barrier Mounted Sign

Specifications

Color: Legend and BorderBlack (non-Retroreflectorized sign)
 Background.....White (Retroreflectorized sign)

Move Over Sign (TN-61)

The MOVE OVER sign is intended for advanced notification on freeways to inform motorist of the requirement to move over when encountering stationary emergency vehicles consistent with T.C.A. 55-8-132 and the TDOT Move-Over Signing Guidelines.



**TN-61
 60" x 96
 Advance Shoulder Sign**

Specifications

Color: Legend and BorderBlack (non-Retroreflectorized sign)
 Background.....White (Retroreflectorized sign)

511 Travel Info Sign (TN-62-A will no longer be used and is to be replaced by MUTCD standard D12-5)

The 511 Travel Info Sign is intended to advise drivers of the availability of the Departments 511 Travel Information System along the primary interstate system.



3.0" Radius, 1.0" Border, White on Blue;
 "TRAVEL" E; "INFO" E; "CALL 511" E 90% spacing;

**TN-62-a
 72" x 96"
 511 Travel Info Sign**

Specifications

Color: Legend and BorderWhite (Retroreflectorized)
 Background.....Blue (Retroreflectorized)

511 Travel Info Sign (TN-62-B will no longer be used and is to be replaced by MUTCD standard D12-5)

The 511 Travel Info Sign is intended to advise drivers of the availability of the Departments 511 Travel Information System along the US Highways, SR's and Rest Areas



**TN-62b
60" 72"
Shoulder Sign**

Specifications

Color: Legend and BorderWhite (-Retroreflectorized
Background.....Blue (Retroreflectorized)


Reserved (TN-63)

**TN-63
Reserved**

Specifications N/A

Grooved Pavement Sign (TN-64) The Grooved Pavement (TN-64 VOID) will no longer be used and is to be replaced by MUTCD Standard sign W8-15 and W8-15P Motorcycle Plaque Sign. The sign was intended to advise motorcyclist of temporary uneven and/or milled pavement surfaces in construction work zones.

TN-64



W21-1 MIN;

48.0" across sides 3.0" Radius, 1.3" Border, 0.8" Indent, Black on Orange;

"GROOVED" C 72% spacing; "PAVEMENT" C;

**TN-64
48" x 48"
Standard**

Specifications

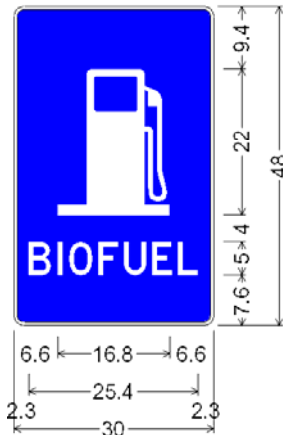
Color: Legend and BorderBlack (non-Retroreflectorized sign)
Background.....Orange (Retroreflectorized sign)

Biofuel Sign (TN-65)

The BIOFUEL sign is intended to advise motorists of the availability of Biofuel at a particular interstate interchange. The Biofuel sign will be installed at those locations where the Specific Service Sign Program for Gas is present and the service provider is qualified under the current regulations of the Specific Service Sign Program and elects to participate in the program. The sign is to be installed only when B20 or E85 biofuels are available and the service provider has properly displayed such fuels on their business logo panel. The sign will be installed on the top left of mainline interstate signs and the top of the ramp sign on the side nearest the ramp.

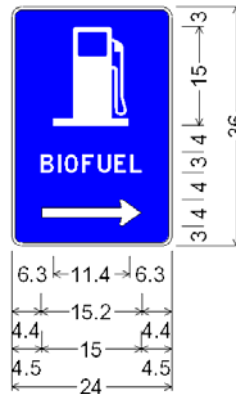
TN-65

Mainline



D9-7 MIN;
 1.5" Radius, 0.5" Border, White on Blue;
 Symbol RM060;
 "BIOFUEL" D 80% spacing;

ramp



D9-7 MIN;
 1.5" Radius, 0.5" Border, White on Blue;
 Symbol RM060;
 "BIOFUEL" D 80% spacing;
 Standard Arrow Custom 15.0" X 8.1" 0°;

TN-65
ML: 48" x 30"
ramp: 36" x 24"

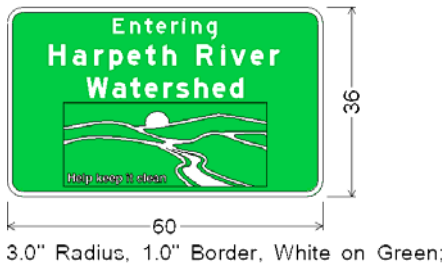
Specifications

Color: Legend and Border Silver-White (Retroreflectorized sign)
 Background.....Blue (Retroreflectorized sign)

Watershed Sign (TN-66A&B)

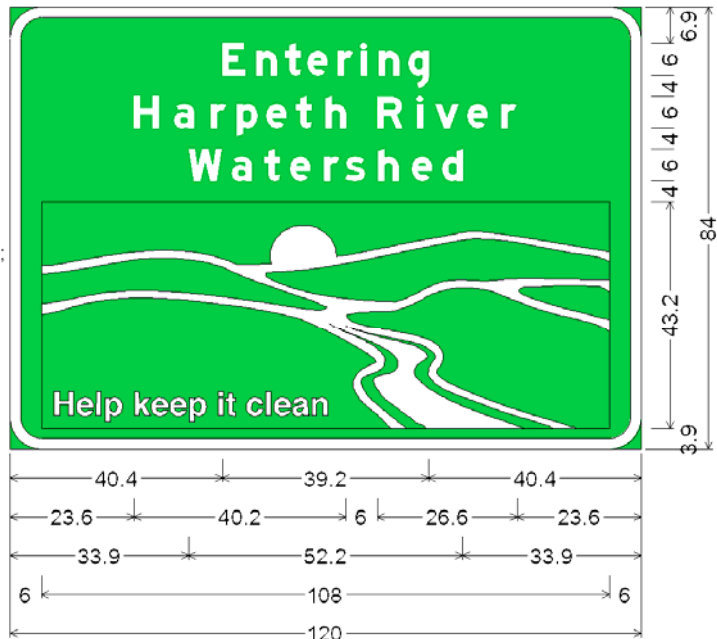
The Watershed sign is intended to advise motorist that they are entering a designated watershed area. And is classified as a MUTCD compliant General Information Sign (I-series)

State Route



3.0" Radius, 1.0" Border, White on Green;

Freeway



6.0" Radius, 2.0" Border, White on Green;
 "Entering" E Mod; "Harpeth River" E Mod 140% spacing;
 "Watershed" E Mod 140% spacing;

TN-66

ML: varies by on copy

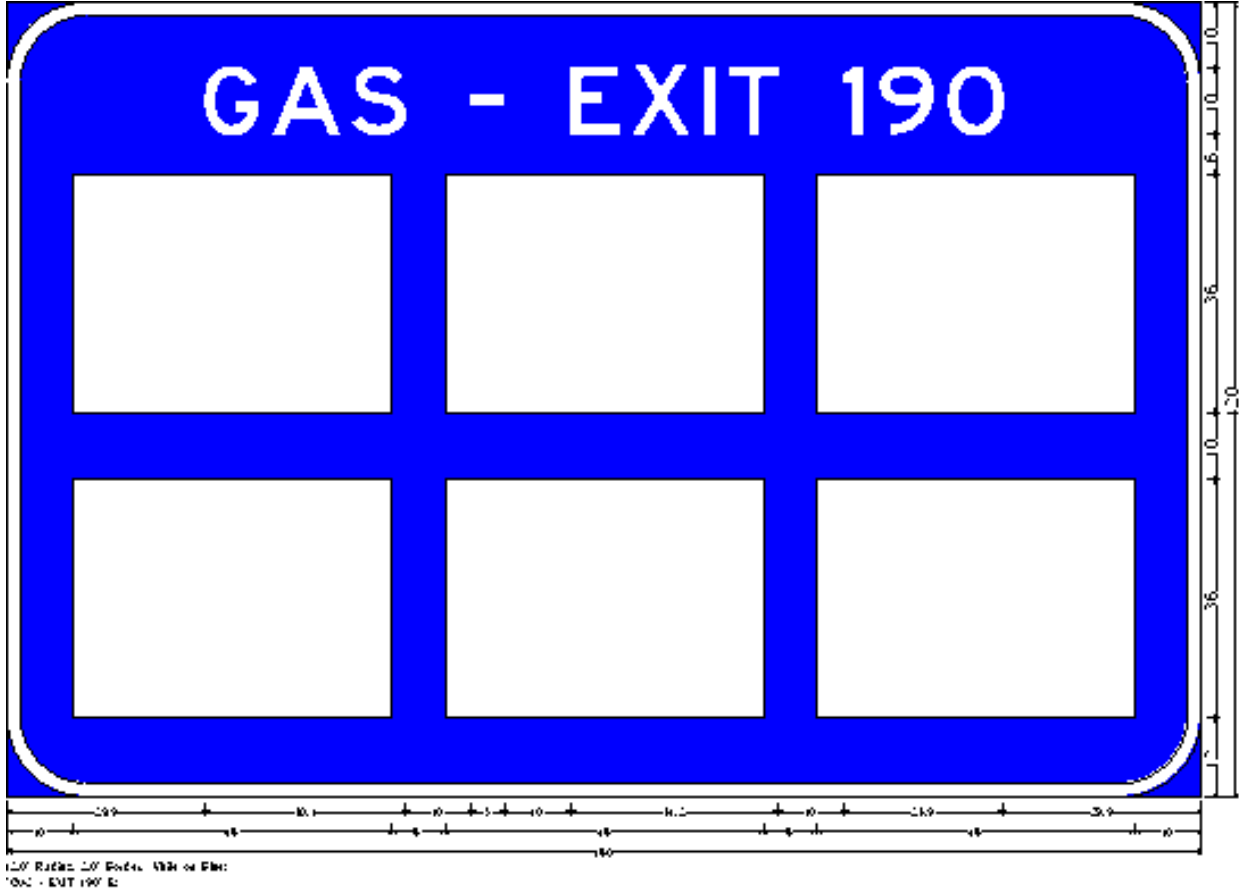
ramp: varies based on copy

Specifications

- Color: Legend and Border Silver-White (Retroreflectorized sign)
- Background.....Green (Retroreflectorized sign)

Tennessee LOGO Signs (TN-67-A, B, C)

The Logo Sign or Specific Service sign is to direct motorist to locations off the interstate for gas, food, lodging, camping, or attractions. There are several variations in this design for the mainline signs (A) and ramps (B). Trailblazer (C) signs are where the logo is on a post without a background board.



TN-67-A,B,C

- A- Mainline: varies based number of panels**
- B- ramp: varies based number of panels**
- C- trailblazer varies based number of panels**

Specifications

Color: Legend and Border Silver-White (Retroreflectorized sign)
 Background.....Blue (Retroreflectorized sign)

Civil War Trails (TN-68)

The Tennessee Civil war Trail Sign is intended to notify motorist who are following a designated TN Civil Trail they are nearing a civil war site. These signs are part of the TN. Dept of Tourism’s Civil war Trail System and are fabricated by Tourism and installed by TDOT. TDOT sign shops are to charge all associated cost to the MMS special Civil War Trail Code.



**TN-68
18” x 48”
Standard**

Specifications

Color: Legend and Border Blue (Retroreflectorized sign)
Background.....Silver-White (Retroreflectorized sign)

Trail Signs (TN-68A-f)

This section is intended to aid with inventory collection and provides a TN sign reference for various trail type signs. These type signs are generally designed and fabricated by outside entities and installed under TDOT authority. Specific designs must be obtained from the entities which provided the sign. Example photos are included.

Trail of Tears – TN-68A



TN Discovery Trails – TN-68B



Purple Heart Trail – technically not a trail sign – inventory as TN-26 memorial sign.



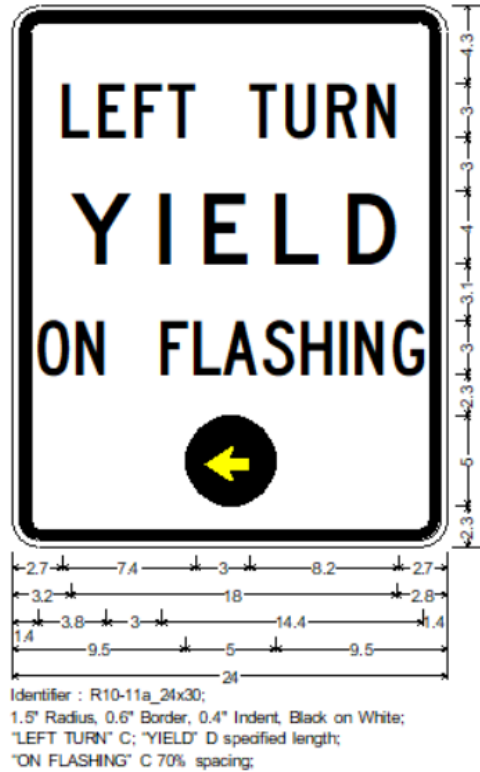
TN Overhill Mountain Trail – TN-68D – TYP Brown type sign – no photos found

TN Birding Trail – pending placeholder – TN-68E

Music Pathway Trail – pending placeholder – TN-68F

Left Turn Yield on Flashing Yellow Sign (TN-69A)

This sign is intended for use when a flashing yellow signal is used.



TN-69A
24" x 30"
Standard

Specifications

Color: Legend and Border Black (Retroreflectorized sign)
Background.....Silver-White (Retroreflectorized sign)

No Turn on Red Arrow Sign (TN-69 B)

This sign is intended for use when a turn on red arrow is prohibited.



R10-11a_24x30;
 1.5" Radius, 0.6" Border, 0.4" Indent, Black on White;
 *NO" E 2K; *TURN" D 2K specified length;
 *ON" D 2K specified length; *RED" D 2K specified length;
 *ARROW" E 80% spacing;

TN-69B
24" x 36"
Standard

Specifications

Color: Legend and Border Black (Retroreflectorized sign)
 Background.....Silver-White (Retroreflectorized sign)

HAWK Signal Sign (TN-70)

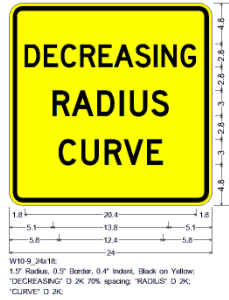
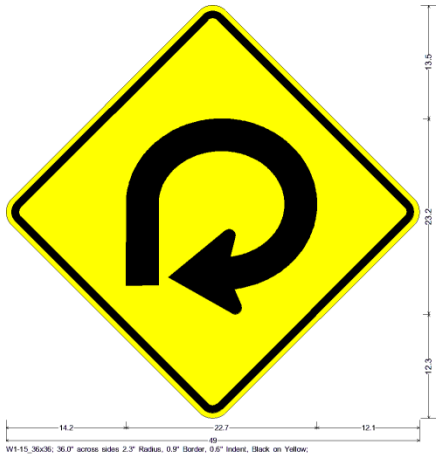
This placeholder is intended for to be used when FHWA approve a final design for the HAWK signal design.

TN-70

Specifications - pending

TN-71 Decreasing Radius Curve Sign

This sign is intended for use where a decreasing radius curve has been identified and where added warning to motorcycles users is desired.



TN-71
36" x 36"
Standard
Plaque 24" x 24"

Specifications

Color: Legend and BorderBlack (non-Retroreflectorized)
Background.....Fluorescent Yellow (Retroreflectorized)

TN-72 Free Standing Emergency Rooms

This sign is intended for use where a facility is eligible under TDOT rules for hospital emergency room signing but is a non-traditional free standing emergency room.

mainline

ramp



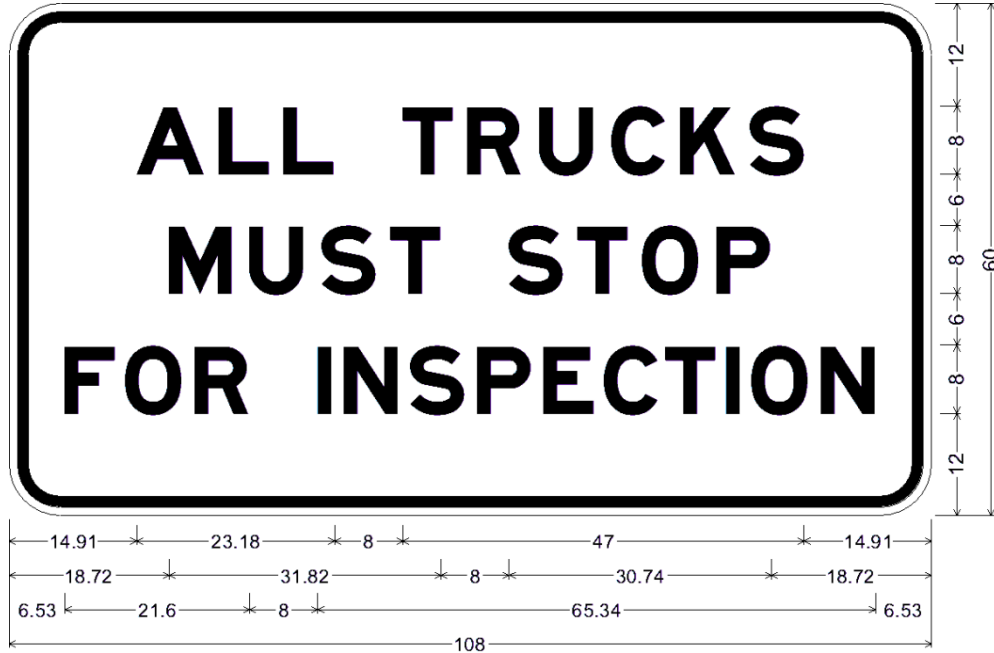
TN-72 freeway

Specifications

Color: Legend and Border White (-Retroreflectorized)
Background.....Blue (Retroreflectorized)

TN-73 All Trucks Must Stop for Inspection

This sign is intended for use in advance of location where TRUCKS must stop for inspections.



Identifier : TN-49

6.00" Radius, 1.25" Border, 1.00" Indent, Black on White;

"ALL TRUCKS" E Mod; "MUST STOP" E Mod; "FOR INSPECTION" E Mod 70% spacing;


TN-73
60" x 108"
freeway

Specifications

Color: Legend and BorderBlack (non-Retroreflectorized)
 Background.....Fluorescent Yellow (Retroreflectorized)

TN-73A Bypass Ramp When Full

This added plaque sign is intended for use along with various Truck Weigh and Inspections locations to indicate Trucks should bypass when the exit ramp is full.




**TN-73A
 36" x varies"
 Freeway Plaque**

Specifications

Color: Legend and BorderBlack (non-Retroreflectorized)
 Background.....Fluorescent Yellow (Retroreflectorized)

TN Share the Road Sign (TN-74)

The TN-74 sign is intended to be used when there is a need to advise drivers that under TN State Law they must give a minimum three (3)ft. clearance with bicycles.



Identifier : R4-11_30x30
 1.9" Radius, 0.8" Border, 0.5" Indent, Black on White;
 Symbol RG025 Black; "MOTORISTS" C;
 "SHALL GIVE" C; "3 FT" C; "CLEARANCE" C;

**TN-74
 36" x 48"
 Standard**

Specifications

Color: Legend and Border Black (Retroreflectorized sign)
 Background.....Silver-White (Retroreflectorized sign)

HAND HELD CELL PHONE USE PROHIBITED (TN-75)

This added plaque sign is intended for use in school zones to remind motorists that current state law (TCA 55-8-207) prohibits the use of hand held cell phones in school zones.



3.0" Radius, 0.8" Border, 0.5" Indent, Black on White;
 HAND-HELD C 70% spacing; *CELL PHONE* C 70% spacing; *USE* C; *PROHIBITED* C 70% spacing;

**TN-75
 36" x 24
 Standard**

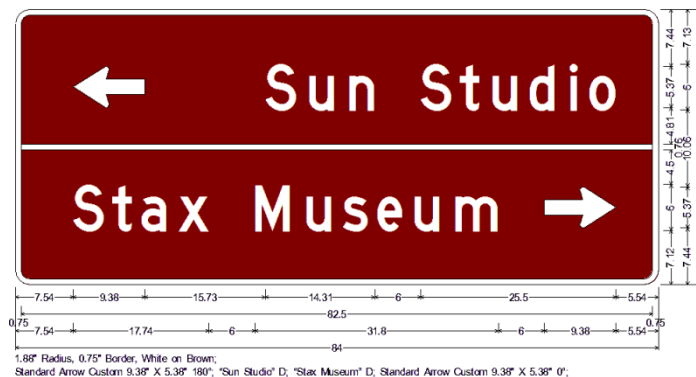
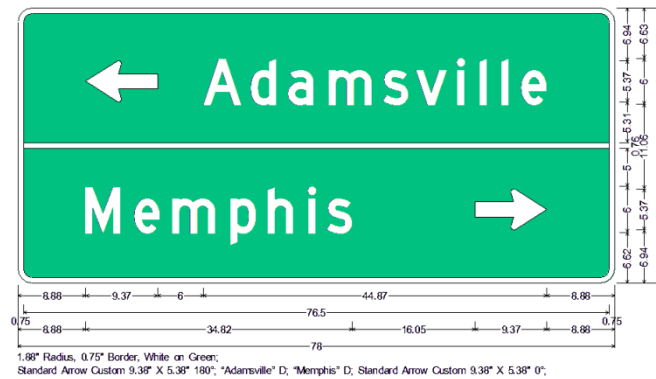
Specifications

Color: Legend and BorderBlack (non-Retroreflectorized sign)
 Background.....White (Retroreflectorized sign)

Destination Signs on Conventional Highways-(design guide)

The DESTINATION sign is intended to carry the name of an incorporated city or other traffic generator located along a conventional highway were such signs qualify under the department’s Rules for Supplemental Rules for Guide Signs on Freeways, Expressways and Conventional Highways; Chapter 1680-3-2.

Such signs are typically to be sized using a 6”, standard “D” highway font, with all initial upper case lettering followed by lower case. Directional arrows for such signs shall be a Type 2 (signcad), 9.375” in length.



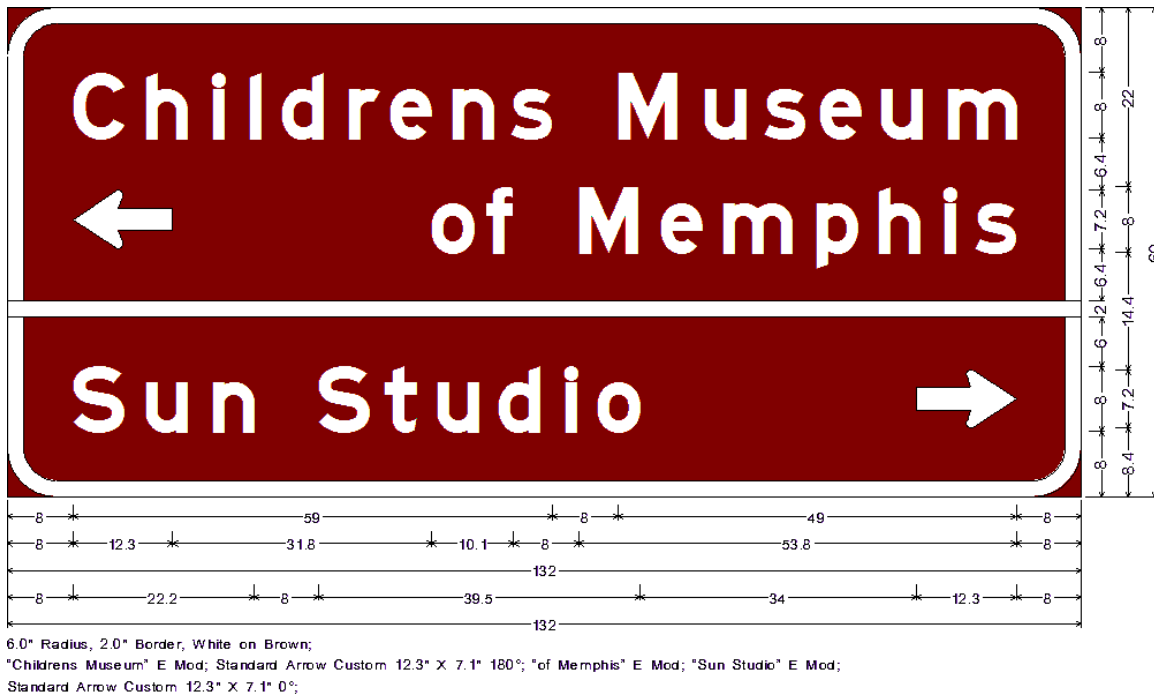
Design Guide

Specifications

Color: Legend and BorderSilver-White (Retroreflectorized sign)
Background.....Green (Retroreflectorized sign)

Interstate Ramp Signs (design guide)

The INTERSTATE RAMP SIGN is intended to be used along the off-ramps of the interstate system in conjunction with supplemental interstate guide signs. Such signs are integral with the mainline interstate signs, and as such, should not be installed without the placement of the mainline signs. Ramp sign should be fabricated using 8” uppercase and 6” lowercase with E modified fonts.



Design Guide

Specifications

Color: Legend and BorderSilver-White (Retroreflectorized sign)
 Background.....Green/Brown (Retroreflectorized sign)

Supplemental Interstate Guide Signs (design guide)

The SUPPLEMENTAL INTERSTATE GUIDE SIGN is intended to be used along the mainline of the interstate system when certain special traffic generators qualify for such signs. Signs should be fabricated using 13.3” uppercase and corresponding 10” lowercase with E modified fonts.

Mainline exit panel widths should be 7’ for 1 digit, 8’ for 2 digits and 9’ for 3 digits and 30” in height.



620 "EXIT 30" E Mod; "WHISKEY" E Mod;
"EXIT 30" E Mod; "WHISKEY" E Mod; "of Memphis" E Mod; "Sun Studio" E Mod;
12.9" Radius, 2.9" Border, White on Brown;
"Childrens Museum" E Mod; "of Memphis" E Mod; "Sun Studio" E Mod;

Design Guide

Specifications

Color: Legend and BorderSilver-White (Retroreflectorized sign)
Background.....Green/Brown (Retroreflectorized sign)

Last Page