

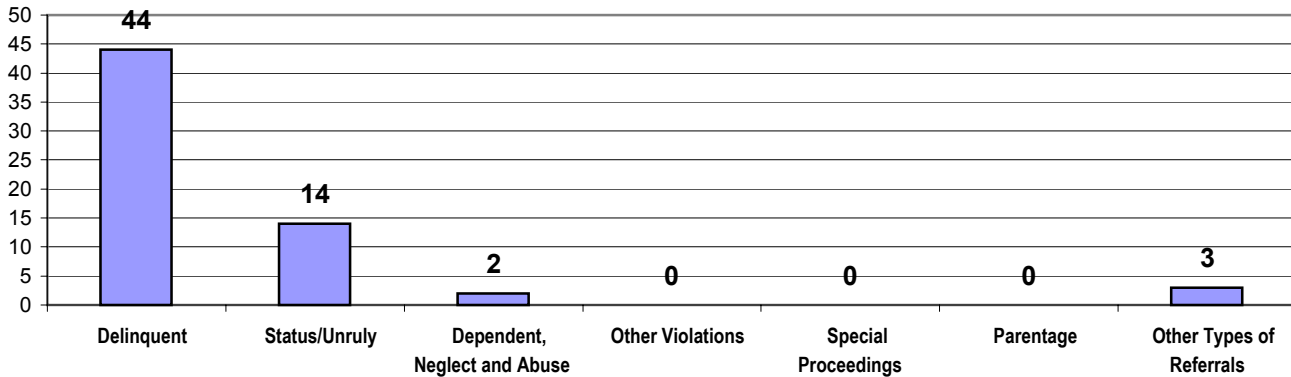
**Tennessee Council of Juvenile and Family Court Judges  
 First Quarter Summary Report  
 Based On Number of Reported Cases  
 January - March 2003**

Juvenile Court **Henry**  
 Court Number **40**

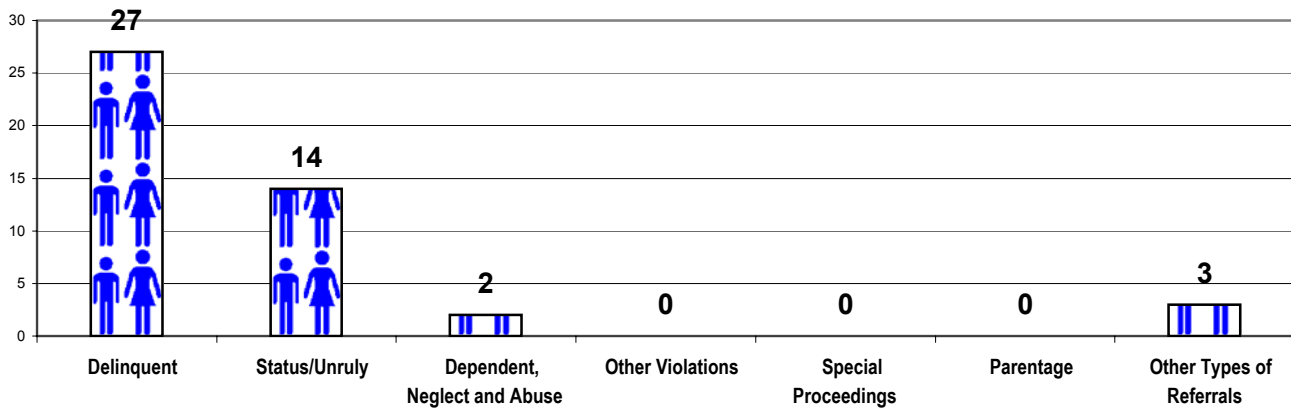
Northwest Region

Affecting **49 Cases** Were Disposed Of Or Adjusted  
**43 Children** Who had **63 Referrals**

**Number of Referrals January - March 2003 Henry**



**Individual Children January - March 2003 Henry**



Referrals	Individual Children	(NOTE: Children can appear in multiple categories)
44	27	<b>Delinquent</b>
14	14	<b>Status/Unruly</b>
2	2	<b>Dependent, Neglect and Abuse</b>
0	0	<b>Other Violations</b>
0	0	<b>Special Proceedings</b>
0	0	<b>Parentage</b>
3	3	<b>Other Types of Referrals</b>
<b>63</b>		<b>Total</b>

Of the 49 Cases Disposed Of Or Adjusted January - March 2003

General Characteristics Of These Cases Follow:

**Referral Reasons** Each Case May Include Up To 5 Referral Reasons. Therefore The Number Of Total Referral Reasons, Referral Sources, Intake Actions, Formal/Informal Actions, And Person Executing the Action may be greater than the Total Number of Cases

At Time of Referral to Juvenile Court	
0	0.00%
0	0.00%
0	0.00%
0	0.00%
0	0.00%
0	0.00%
0	0.00%
0	0.00%
0	0.00%
0	0.00%
0	0.00%
0	0.00%
1	1.59%
0	0.00%
0	0.00%
0	0.00%
0	0.00%
0	0.00%
0	0.00%
2	3.17%
0	0.00%
0	0.00%
0	0.00%
0	0.00%
4	6.35%
0	0.00%
0	0.00%
0	0.00%
0	0.00%
2	3.17%
8	12.70%
0	0.00%
0	0.00%
0	0.00%
5	7.94%
0	0.00%
0	0.00%
0	0.00%
2	3.17%
2	0.00%
0	0.00%
0	0.00%
0	0.00%
0	0.00%

Referral Adjudicated by Juvenile Court	
0	0.00%
0	0.00%
0	0.00%
0	0.00%
0	0.00%
0	0.00%
0	0.00%
0	0.00%
0	0.00%
0	0.00%
0	0.00%
0	0.00%
1	1.59%
0	0.00%
0	0.00%
0	0.00%
0	0.00%
0	0.00%
0	0.00%
0	0.00%
0	0.00%
2	3.17%
0	0.00%
0	0.00%
0	0.00%
0	0.00%
4	6.35%
0	0.00%
0	0.00%
0	0.00%
0	0.00%
2	3.17%
8	12.70%
0	0.00%
0	0.00%
0	0.00%
0	0.00%
5	7.94%
0	0.00%
0	0.00%
0	0.00%
3	0.00%
1	0.00%
0	0.00%
0	0.00%
0	0.00%
0	0.00%
0	0.00%

- Criminal Homicide
- 1st Degree Murder
- 2nd Degree Murder
- Aggravated Rape
- Rape of a Child
- Aggravated Vehicular Homicide
- Esp. Aggravated Robbery
- Esp. Aggravated Kidnapping
- Aggravated Robbery
- Aggravated Kidnapping
- Aggravated Child Abuse/Neglect
- Aggravated Sexual Battery
- Rape
- Voluntary Manslaughter
- Vehicular Homicide
- Sexual Abuse of a Child
- Other Sexual Offenses
- Aggravated Assault
- Robbery
- Criminally Negligent Homicide
- Attempt to Commit a Crime Against Person
- Assault
- Reckless Endangerment
- Aggravated Arson
- Arson
- Aggravated Burglary
- Theft of Property
- Vandalism
- Forgery
- Worthless Checks
- Illegal Poss./Fraudulent Use of Credit/Debit Cards
- Burglary
- Unauthorized use of a Vehicle
- Cruelty to Animals
- Sale of Controlled Substances
- Other Drug Offenses
- Possession of Controlled Substances
- Criminal Attempt
- Carrying Weapons on School Property
- Unlawful Carrying/Possession of a Weapon
- Evading Arrest



Of the **49 Cases, There Were**  
**63 Referral Sources**

**Referral Source**

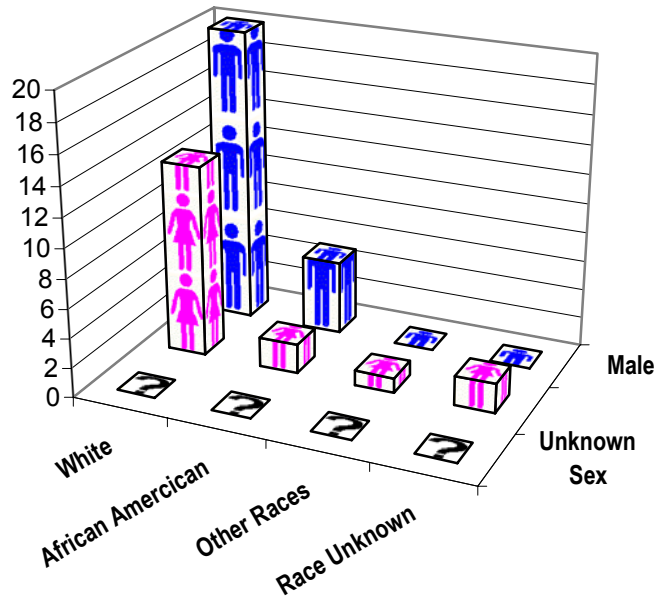
39	61.9%	Were Referred By Law Enforcement
2	3.2%	Were Referred By Parents
3	4.8%	Were Referred By Relatives
5	7.9%	Were Referred By Self
10	15.9%	Were Referred By School
0	0.0%	Were Referred By CSA
2	3.2%	Were Referred By DCS
0	0.0%	Were Referred By Other State Departments
0	0.0%	Were Referred By District Attorney's Office
1	1.6%	Were Referred By Court Staff
0	0.0%	Were Referred By Social Agency
0	0.0%	Were Referred By Other Court
0	0.0%	Were Referred By Victim
0	0.0%	Were Referred By Child & Parent
0	0.0%	Were Referred By Hospital
0	0.0%	Were Unknown
1	1.6%	Other
<b>63</b>	<b>100.0%</b>	<b>Total</b>

Of the **49 Cases, There Were**  
**63 Intake Actions**

**Intake Actions**

63	100.0%	Petition Filed
0	0.0%	Motion Filed
0	0.0%	Citation Processed
0	0.0%	Notification of Acknowledgement of Paternity Processed
0	0.0%	Scheduling of Judicial Review
0	0.0%	Scheduling of Administrative Review
0	0.0%	Scheduling of Foster Care Review
0	0.0%	Other
0	0.0%	Unknown
0	0.0%	Does Not Apply
<b>63</b>	<b>100.0%</b>	<b>Total</b>

Number of Children by Sex and Race January - March 2003 Henry



Male	% of Male Children	Female	% of Female Children	Unknown Sex	% of Unknown Sex		Total by Race	% of Race
20	80.00%	13	72.22%	0	0.00%	White	33	76.74%
5	20.00%	2	11.11%	0	0.00%	African American	7	16.28%
0	0.00%	1	5.56%	0	0.00%	Other Races	1	2.33%
0	0.00%	2	11.11%	0	0.00%	Race Unknown	2	4.65%
<b>25</b>	<b>100.00%</b>	<b>18</b>	<b>100.0%</b>	<b>0</b>	<b>0.00%</b>	<b>Total by Sex</b>		
<b>25</b>	<b>58.14%</b>	<b>18</b>	<b>41.86%</b>	<b>0</b>	<b>0.00%</b>	<b>% of Total Children</b>		

**43 Total**

(NOTE: Higher number of Children when counting by Sex and Race indicates records sent to TCJFCJ had conflicting demographic information)

Age of Child At Referral

5	11.6%	Birth Through Age 10
1	2.3%	Ages 11 Through 12
10	23.3%	Ages 13 Through 14
16	37.2%	Ages 15 Through 16
11	25.6%	Age 17 Through 18
0	0.0%	Age 19 And Over
0	0.0%	Unknown/Not Reported
<b>43</b>	<b>100.0%</b>	<b>Total</b>

Of the **43 Children Referred**  
Hispanic Origin  
1 2.3% Were Of Hispanic Origin

**Living Arrangement of Child At Time of Referral**

5	11.6%	Living With Both Biological Parents
1	2.3%	Living With Father And Stepmother
0	0.0%	Living With Mother And Stepfather
12	27.9%	Living With Mother
2	4.7%	Living With Father
1	2.3%	Living With Relatives
0	0.0%	Living With Adoptive Parents
1	2.3%	Living With Foster Family
1	2.3%	Living In A Group Home
0	0.0%	Living In A Residential Center
0	0.0%	Living In An Institution
1	2.3%	Living Independently
19	44.2%	Unknown
0	0.0%	Other
<b>43</b>	<b>100.0%</b>	<b>Total</b>

**Type Of Detention**

47	95.9%	Non-Secure Placement
2	4.1%	Juvenile Detention Facility
0	0.0%	Jail - Complete Separation
0	0.0%	Jail - Partial Separation
0	0.0%	Jail - No Separation
0	0.0%	Psychiatric Hospital
0	0.0%	Unknown
0	0.0%	Does Not Apply
0	0.0%	Other
<b>49</b>	<b>100.0%</b>	<b>Total</b>

**Placement After Secure Detention Hearing**

49	100.0%	Returned To Prior Living Arrangement
0	0.0%	Juvenile Detention Facility
0	0.0%	Jail
0	0.0%	Shelter Facility/Group Home
0	0.0%	Foster Family
0	0.0%	Psychiatric Hospital
0	0.0%	Unknown
0	0.0%	Does Not Apply
0	0.0%	Other
<b>49</b>	<b>100.0%</b>	<b>Total</b>

**School Enrollment of Child**

21	48.8%	Were Enrolled In School
4	9.3%	Were Not Enrolled In School
18	41.9%	Unknown
<b>43</b>	<b>100.0%</b>	<b>Total</b>

**Last Grade Completed By Child**

0	0.0%	Too Young For School
0	0.0%	Pre-School
0	0.0%	Finished Kindergarten
0	0.0%	Finished Grade 1
0	0.0%	Finished Grade 2
0	0.0%	Finished Grade 3
0	0.0%	Finished Grade 4
0	0.0%	Finished Grade 5
0	0.0%	Finished Grade 6
2	4.7%	Finished Grade 7
2	4.7%	Finished Grade 8
2	4.7%	Finished Grade 9
9	20.9%	Finished Grade 10
0	0.0%	Finished Grade 11
0	0.0%	Finished Grade 12
0	0.0%	Non-graded Special Education
0	0.0%	GED
0	0.0%	Graduated
1	2.3%	Never Been In School
27	62.8%	Unknown
<b>43</b>	<b>100.0%</b>	<b>Total</b>

**Enrolled In Special Education**

1	2.3%	Were Enrolled In Special Education
18	41.9%	Not Enrolled In Special Education
24	55.8%	Unknown
<b>43</b>	<b>100.0%</b>	<b>Total</b>

**NOTE:** In 2002 the Case Outcomes data was created so that each Juvenile is only counted "One time per Disposition Date with that particular Outcome". This will result in lower totals than past years (if comparing to previous Summaries and Reports), however this will reflect a more accurate number of Outcomes that were ordered per Court Hearing (Disposition Date).

The Following Are The		179	Specific Case Outcomes
1	0.56%		Case Dismissed
13	7.26%		Case Retired or <i>Nolle Prosequi</i>
6	3.35%		Warned/Counseled
1	0.56%		Held Open For Review
14	7.82%		Supervision/Probation To Juvenile Court
0	0.00%		Probation To Parents
1	0.56%		Referral To Another Entity For Supervision/Service
6	3.35%		Referred For Mental Health Counseling
5	2.79%		Referred For Alcohol and Drug Counseling
3	1.68%		Referred To Alternative School
0	0.00%		Referred To Private Child Agency
0	0.00%		Referred To Defensive Driving School
0	0.00%		Referred To Alcohol Safety School
8	4.47%		Referred To Juvenile Court Education-Based Program
4	2.23%		Driver's License Held Informally
0	0.00%		Voluntary Placement With DMHMR
1	0.56%		Private Mental Health Placement
0	0.00%		Private Mental Retardation Placement
0	0.00%		Placement with City/County/Agency/Facility
0	0.00%		Placement with Relative/Other Individual
0	0.00%		Fine
24	13.41%		Public Service
7	3.91%		Restitution
0	0.00%		Runaway Returned
9	5.03%		No Contact Order
0	0.00%		Injunction Other Than No Contact Order
2	1.12%		House Arrest
20	11.17%		Court Defined Curfew
0	0.00%		Dismissed From Informal Adjustment
0	0.00%		Dismissed From Pretrial Diversion
0	0.00%		Released From Probation
0	0.00%		Transferred To Adult Court
0	0.00%		DMHMR Involuntary Commitment
0	0.00%		DCS Commitment - Determinate
0	0.00%		DCS Commitment/Custody
2	1.12%		DCS Commitment - Suspended
0	0.00%		DCS Intensive Probation
2	1.12%		Other Intensive Probation
0	0.00%		DCS Probation
0	0.00%		Placed Under a Valid Court Order
0	0.00%		Supervision By DCS
0	0.00%		Transferred To Another Juvenile Court For Disposition
1	0.56%		Parental Rights Terminated
0	0.00%		Parental Rights Not Terminated
0	0.00%		Order of Reference To DCS
22	12.29%		Court Costs
0	0.00%		Foster Care Terminated
0	0.00%		Foster Care Continued

Henry

The Following Are The		179	Specific Case Outcomes (Continued)
0	0.00%		Custody Changed
0	0.00%		Custody Unchanged
0	0.00%		Visitation Changed
0	0.00%		Visitation Unchanged
0	0.00%		Voluntary Acknowledgment of Paternity
0	0.00%		Paternity Determined/Child Legitimated
0	0.00%		Paternity Not Determined/Child Not Legitimated
0	0.00%		Child Support Granted
0	0.00%		Child Support Amended
0	0.00%		Child Support Denied
0	0.00%		Child Support Terminated
1	0.56%		Request For Medical Treatment Granted
0	0.00%		Request For Medical Treatment Denied
0	0.00%		Consent To Marry Granted
0	0.00%		Consent To Marry Denied
26	14.53%		Other
<b>179</b>	<b>100.00%</b>		<b>Total</b>

Disposed By		63	Referral Reasons Disposed, There Were
Of the			
62	98.4%		Disposed By The Judge
1	1.6%		Disposed By The Referee
0	0.0%		Disposed By The YSO
0	0.0%		Other
<b>63</b>	<b>100.0%</b>		<b>Total</b>

Of The		49	Cases Disposed
The Action Used To Dispose/Adjust Each Of The		63	Referral Reasons Was:
1	1.6%		Dismissed
14	22.2%		Retired or <i>Nolle Prosequi</i>
37	58.7%		Complaint Substantiated Delinquent
0	0.0%		Complaint Substantiated Status Offender
2	3.2%		Complaint Substantiated Dependent/Neglected
0	0.0%		Complaint Substantiated Abused
0	0.0%		Complaint Substantiated Mentally Ill
8	12.7%		Informal Adjustment
0	0.0%		Pretrial Diversion
0	0.0%		Transfer To Adult Court Hearing
0	0.0%		Charges Cleared By Transfer To Adult Court
0	0.0%		Special Proceeding
0	0.0%		Review Concluded
0	0.0%		Case Held Open
1	1.6%		Other
<b>63</b>	<b>100.0%</b>		<b>Total</b>