

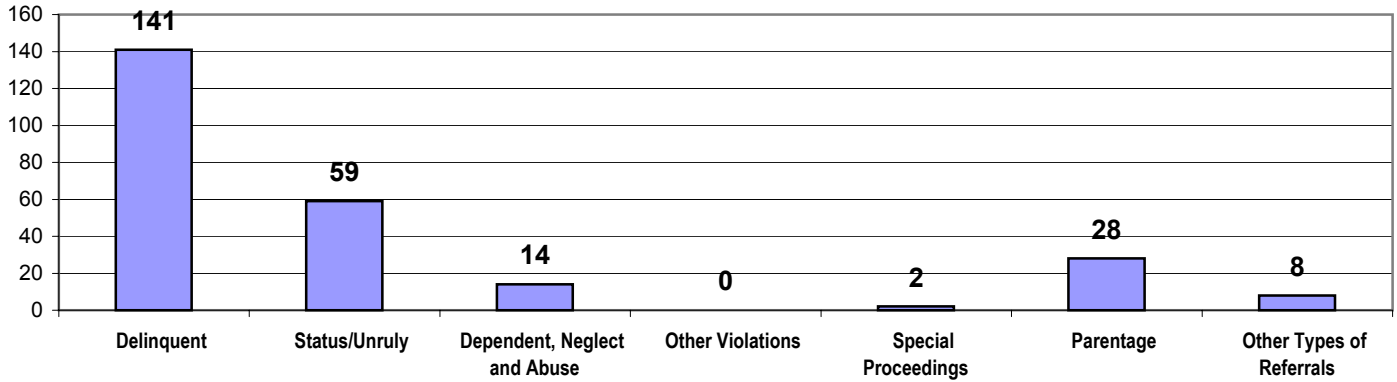
**Tennessee Council of Juvenile and Family Court Judges
 Second Quarter Summary Report
 Based On Number of Reported Cases
 April - June 2003**

Juvenile Court **Bristol**
 Court Number **97**

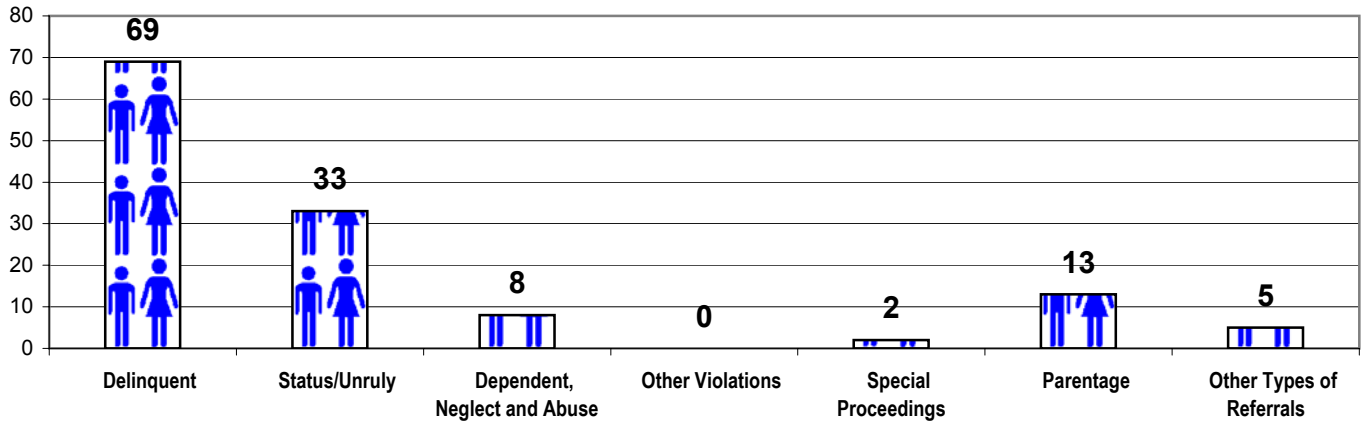
Northeast Region

199 Cases Were Disposed Of Or Adjusted
 Affecting **117 Children** Who had **252 Referrals**

Number of Referrals April - June 2003 Bristol



Individual Children April - June 2003 Bristol



Referrals	Individual Children	(NOTE: Children can appear in multiple categories)
141	69	Delinquent
59	33	Status/Unruly
14	8	Dependent, Neglect and Abuse
0	0	Other Violations
2	2	Special Proceedings
28	13	Parentage
8	5	Other Types of Referrals
252		Total

General Characteristics Of These Cases Follow:

Referral Reasons

Each Case May Include Up To 5 Referral Reasons. Therefore The Number Of Total Referral Reasons, Referral Sources, Intake Actions, Formal/Informal Actions, And Person Executing The Action May Be Greater Than The Total Number of Cases

At Time of Referral to Juvenile Court	
0	0.00%
0	0.00%
0	0.00%
0	0.00%
1	0.40%
0	0.00%
0	0.00%
0	0.00%
0	0.00%
0	0.00%
0	0.00%
0	0.00%
0	0.00%
0	0.00%
0	0.00%
0	0.00%
0	0.00%
0	0.00%
0	0.00%
0	0.00%
0	0.00%
0	0.00%
0	0.00%
0	0.00%
0	0.00%
8	3.17%
0	0.00%
1	0.40%
0	0.00%
0	0.00%
7	2.78%
5	1.98%
0	0.00%
0	0.00%
0	0.00%
0	0.00%
0	0.00%
0	0.00%
0	0.00%
0	0.00%
4	1.59%
4	0.00%
0	0.00%
0	0.00%
6	0.00%
0	0.00%

Referral Adjudicated by Juvenile Court	
0	0.00%
0	0.00%
0	0.00%
0	0.00%
1	0.40%
0	0.00%
0	0.00%
0	0.00%
0	0.00%
0	0.00%
0	0.00%
0	0.00%
0	0.00%
0	0.00%
0	0.00%
0	0.00%
0	0.00%
0	0.00%
0	0.00%
0	0.00%
0	0.00%
0	0.00%
0	0.00%
0	0.00%
0	0.00%
0	0.00%
8	3.17%
0	0.00%
1	0.40%
0	0.00%
0	0.00%
7	2.78%
5	1.98%
0	0.00%
0	0.00%
0	0.00%
0	0.00%
0	0.00%
0	0.00%
0	0.00%
0	0.00%
0	0.00%
0	0.00%
0	0.00%
4	0.00%
4	0.00%
0	0.00%
0	0.00%
6	0.00%
0	0.00%

- Criminal Homicide
- 1st Degree Murder
- 2nd Degree Murder
- Aggravated Rape
- Rape of a Child
- Aggravated Vehicular Homicide
- Esp. Aggravated Robbery
- Esp. Aggravated Kidnapping
- Aggravated Robbery
- Aggravated Kidnapping
- Aggravated Child Abuse/Neglect
- Aggravated Sexual Battery
- Rape
- Voluntary Manslaughter
- Vehicular Homicide
- Sexual Abuse of a Child
- Other Sexual Offenses
- Aggravated Assault
- Robbery
- Criminally Negligent Homicide
- Attempt to Commit a Crime Against Person
- Assault
- Reckless Endangerment
- Aggravated Arson
- Arson
- Aggravated Burglary
- Theft of Property
- Vandalism
- Forgery
- Worthless Checks
- Illegal Poss./Fraudulent Use of Credit/Debit Cards
- Burglary
- Unauthorized use of a Vehicle
- Cruelty to Animals
- Sale of Controlled Substances
- Other Drug Offenses
- Possession of Controlled Substances
- Criminal Attempt
- Carrying Weapons on School Property
- Unlawful Carrying/Possession of a Weapon
- Evading Arrest

General Characteristics (Continued)

At Time of Referral to Juvenile Court	
0	0.00%
1	0.00%
10	0.00%
2	0.00%
0	0.00%
4	0.00%
0	0.00%
0	0.00%
1	0.00%
0	0.00%
4	0.00%
0	0.00%
0	0.00%
77	0.00%
0	0.00%
0	0.00%
1	0.00%
3	0.00%
2	0.00%
8	0.00%
7	0.00%
13	0.00%
0	0.00%
15	0.00%
0	0.00%
16	0.00%
0	0.00%
0	0.00%
14	0.00%
0	0.00%
0	0.00%
0	0.00%
0	0.00%
0	0.00%
2	0.00%
16	0.00%
4	0.00%
4	0.00%
4	0.00%
0	0.00%
0	0.00%
8	0.00%
252	0.00%

Referral Adjudicated by Juvenile Court		
0	0.00%	Escape
1	0.00%	Driving Under Influence (DUI)
10	0.00%	Possession/Consumption of Alcohol
2	0.00%	Resisting Stop, Frisk, Halt, Arrest or Search
0	0.00%	Aggravated Criminal Trespass
4	0.00%	Harassment
0	0.00%	Failure to Appear
0	0.00%	Filing a False Police Report
1	0.00%	Criminal Impersonation
0	0.00%	Disorderly Conduct
4	0.00%	Criminal Trespass
0	0.00%	Public Intoxication
0	0.00%	Gambling
77	0.00%	Traffic
0	0.00%	Local Ordinances
0	0.00%	Violation of Wildlife Regulations
1	0.00%	Contempt of Court
3	0.00%	Violation of Probation
2	0.00%	Violation of Aftercare
8	0.00%	Unruly Behavior
7	0.00%	Truancy
13	0.00%	In-State Runaway
0	0.00%	Out-of-State Runaway
15	0.00%	Possession of Tobacco Products
0	0.00%	Violation of a Valid Court Order
16	0.00%	Violation of Curfew
0	0.00%	Sexually Abused Child
0	0.00%	Physically Abused Child
14	0.00%	Dependency/Neglect
0	0.00%	Termination of Parental Rights
0	0.00%	Violation of Pretrial Diversion
0	0.00%	Violation of Informal Adjustment
0	0.00%	Judicial Review
0	0.00%	Administrative Review
2	0.00%	Foster Care Review
16	0.00%	Custody
4	0.00%	Visitation
4	0.00%	Paternity/Legitimation
4	0.00%	Child Support
0	0.00%	Request for Medical Treatment
0	0.00%	Consent to Marry
8	0.00%	Other
252	0.00%	Total

Of the **199 Cases, There Were**
252 Referral Sources

Referral Source

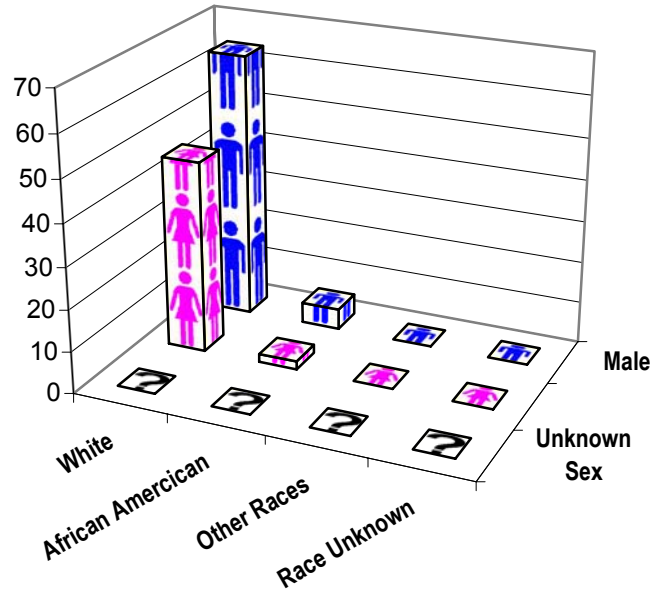
186	73.8%	Were Referred By Law Enforcement
18	7.1%	Were Referred By Parents
15	6.0%	Were Referred By Relatives
1	0.4%	Were Referred By Self
5	2.0%	Were Referred By School
0	0.0%	Were Referred By CSA
15	6.0%	Were Referred By DCS
0	0.0%	Were Referred By Other State Departments
0	0.0%	Were Referred By District Attorney's Office
4	1.6%	Were Referred By Court Staff
0	0.0%	Were Referred By Social Agency
1	0.4%	Were Referred By Other Court
2	0.8%	Were Referred By Victim
0	0.0%	Were Referred By Child & Parent
0	0.0%	Were Referred By Hospital
0	0.0%	Were Unknown
5	2.0%	Other
252	100.0%	Total

Of the **199 Cases, There Were**
252 Intake Actions

Intake Actions

88	34.9%	Petition Filed
8	3.2%	Motion Filed
72	28.6%	Citation Processed
0	0.0%	Notification of Acknowledgement of Paternity Processed
0	0.0%	Scheduling of Judicial Review
0	0.0%	Scheduling of Administrative Review
1	0.4%	Scheduling of Foster Care Review
0	0.0%	Other
0	0.0%	Unknown
83	32.9%	Does Not Apply
252	100.0%	Total

Number of Children by Sex and Race April - June 2003 Bristol



Male	% of Male Children	Female	% of Female Children	Unknown Sex	% of Unknown Sex		Total by Race	% of Race
64	92.75%	46	95.83%	0	0.00%	White	110	94.02%
5	7.25%	2	4.17%	0	0.00%	African American	7	5.98%
0	0.00%	0	0.00%	0	0.00%	Other Races	0	0.00%
0	0.00%	0	0.00%	0	0.00%	Race Unknown	0	0.00%
69	100.00%	48	100.00%	0	0.00%	Total by Sex		
69	58.97%	48	41.03%	0	0.00%	% of Total Children		
117 Total								

(NOTE: Higher number of Children when counting by Sex and Race indicates records sent to TCJFCJ had conflicting demographic information)

Age of Child At Referral

15	12.8%	Birth Through Age 10
4	3.4%	Ages 11 Through 12
11	9.4%	Ages 13 Through 14
56	47.9%	Ages 15 Through 16
30	25.6%	Age 17 Through 18
0	0.0%	Age 19 And Over
1	0.9%	Unknown/Not Reported
117	100.0%	Total

Of the Hispanic Origin	117 Children Referred	
1	0.9%	Were Of Hispanic Origin

Living Arrangement of Child At Time of Referral

39	33.3%	Living With Both Biological Parents
0	0.0%	Living With Father And Stepmother
4	3.4%	Living With Mother And Stepfather
43	36.8%	Living With Mother
9	7.7%	Living With Father
8	6.8%	Living With Relatives
0	0.0%	Living With Adoptive Parents
8	6.8%	Living With Foster Family
1	0.9%	Living In A Group Home
1	0.9%	Living In A Residential Center
1	0.9%	Living In An Institution
1	0.9%	Living Independently
0	0.0%	Unknown
2	1.7%	Other
117	100.0%	Total

Type Of Detention

0	0.0%	Non-Secure Placement
1	0.5%	Juvenile Detention Facility
0	0.0%	Jail - Complete Separation
0	0.0%	Jail - Partial Separation
0	0.0%	Jail - No Separation
0	0.0%	Psychiatric Hospital
0	0.0%	Unknown
198	99.5%	Does Not Apply
0	0.0%	Other
199	100.0%	Total

Placement After Secure Detention Hearing

0	0.0%	Returned To Prior Living Arrangement
1	0.5%	Juvenile Detention Facility
0	0.0%	Jail
0	0.0%	Shelter Facility/Group Home
0	0.0%	Foster Family
0	0.0%	Psychiatric Hospital
0	0.0%	Unknown
198	99.5%	Does Not Apply
0	0.0%	Other
199	100.0%	Total

School Enrollment of Child

107	91.5%	Were Enrolled In School
10	8.5%	Were Not Enrolled In School
0	0.0%	Unknown
117	100.0%	Total

Last Grade Completed By Child

7	6.0%	Too Young For School
0	0.0%	Pre-School
2	1.7%	Finished Kindergarten
0	0.0%	Finished Grade 1
1	0.9%	Finished Grade 2
2	1.7%	Finished Grade 3
1	0.9%	Finished Grade 4
1	0.9%	Finished Grade 5
4	3.4%	Finished Grade 6
2	1.7%	Finished Grade 7
17	14.5%	Finished Grade 8
22	18.8%	Finished Grade 9
27	23.1%	Finished Grade 10
19	16.2%	Finished Grade 11
0	0.0%	Finished Grade 12
0	0.0%	Non-graded Special Education
3	2.6%	GED
0	0.0%	Graduated
0	0.0%	Never Been In School
9	7.7%	Unknown
117	100.0%	Total

Enrolled In Special Education

1	0.9%	Were Enrolled In Special Education
116	99.1%	Not Enrolled In Special Education
0	0.0%	Unknown
117	100.0%	Total

NOTE: In 2002 the Case Outcomes data was created so that each Juvenile is only counted "One time per Disposition Date with that particular Outcome". This will result in lower totals than past years (if comparing to previous Summaries and Reports), however this will reflect a more accurate number of Outcomes that were ordered per Court Hearing (Disposition Date).

The Following Are The	252	Specific Case Outcomes
12	4.76%	Case Dismissed
0	0.00%	Case Retired or <i>Nolle Prosequi</i>
36	14.29%	Warned/Counseled
1	0.40%	Held Open For Review
31	12.30%	Supervision/Probation To Juvenile Court
0	0.00%	Probation To Parents
12	4.76%	Referral To Another Entity For Supervision/Service
5	1.98%	Referred For Mental Health Counseling
10	3.97%	Referred For Alcohol and Drug Counseling
0	0.00%	Referred To Alternative School
0	0.00%	Referred To Private Child Agency
40	15.87%	Referred To Defensive Driving School
0	0.00%	Referred To Alcohol Safety School
18	7.14%	Referred To Juvenile Court Education-Based Program
24	9.52%	Driver's License Held Informally
0	0.00%	Voluntary Placement With DMHMR
0	0.00%	Private Mental Health Placement
0	0.00%	Private Mental Retardation Placement
0	0.00%	Placement with City/County/Agency/Facility
0	0.00%	Placement with Relative/Other Individual
0	0.00%	Fine
0	0.00%	Public Service
0	0.00%	Restitution
9	3.57%	Runaway Returned
0	0.00%	No Contact Order
0	0.00%	Injunction Other Than No Contact Order
0	0.00%	House Arrest
0	0.00%	Court Defined Curfew
0	0.00%	Dismissed From Informal Adjustment
0	0.00%	Dismissed From Pretrial Diversion
0	0.00%	Released From Probation
0	0.00%	Transferred To Adult Court
0	0.00%	DMHMR Involuntary Commitment
0	0.00%	DCS Commitment - Determinate
13	5.16%	DCS Commitment/Custody
0	0.00%	DCS Commitment - Suspended
0	0.00%	DCS Intensive Probation
0	0.00%	Other Intensive Probation
3	1.19%	DCS Probation
0	0.00%	Placed Under a Valid Court Order
0	0.00%	Supervision By DCS
1	0.40%	Transferred To Another Juvenile Court For Disposition
0	0.00%	Parental Rights Terminated
0	0.00%	Parental Rights Not Terminated
0	0.00%	Order of Reference To DCS
0	0.00%	Court Costs
0	0.00%	Foster Care Terminated
2	0.79%	Foster Care Continued

The Following Are The		252	Specific Case Outcomes (Continued)
8	3.17%		Custody Changed
1	0.40%		Custody Unchanged
2	0.79%		Visitation Changed
1	0.40%		Visitation Unchanged
0	0.00%		Voluntary Acknowledgment of Paternity
3	1.19%		Paternity Determined/Child Legitimated
0	0.00%		Paternity Not Determined/Child Not Legitimated
3	1.19%		Child Support Granted
1	0.40%		Child Support Amended
0	0.00%		Child Support Denied
0	0.00%		Child Support Terminated
0	0.00%		Request For Medical Treatment Granted
0	0.00%		Request For Medical Treatment Denied
0	0.00%		Consent To Marry Granted
0	0.00%		Consent To Marry Denied
16	6.35%		Other
252	100.00%		Total

Disposed By	Of the	252 Referral Reasons Disposed, There Were
96	38.1%	Disposed By The Judge
0	0.0%	Disposed By The Referee
156	61.9%	Disposed By The YSO
0	0.0%	Other
252	100.0%	Total

Of The	199	Cases Disposed
The Action Used To Dispose/Adjust Each Of The	252	Referral Reasons Was:
15	6.0%	Dismissed
0	0.0%	Retired or <i>Nolle Prosequi</i>
22	8.7%	Complaint Substantiated Delinquent
8	3.2%	Complaint Substantiated Status Offender
15	6.0%	Complaint Substantiated Dependent/Neglected
0	0.0%	Complaint Substantiated Abused
0	0.0%	Complaint Substantiated Mentally Ill
156	61.9%	Informal Adjustment
11	4.4%	Pretrial Diversion
0	0.0%	Transfer To Adult Court Hearing
0	0.0%	Charges Cleared By Transfer To Adult Court
23	9.1%	Special Proceeding
2	0.8%	Review Concluded
0	0.0%	Case Held Open
0	0.0%	Other
252	100.0%	Total