

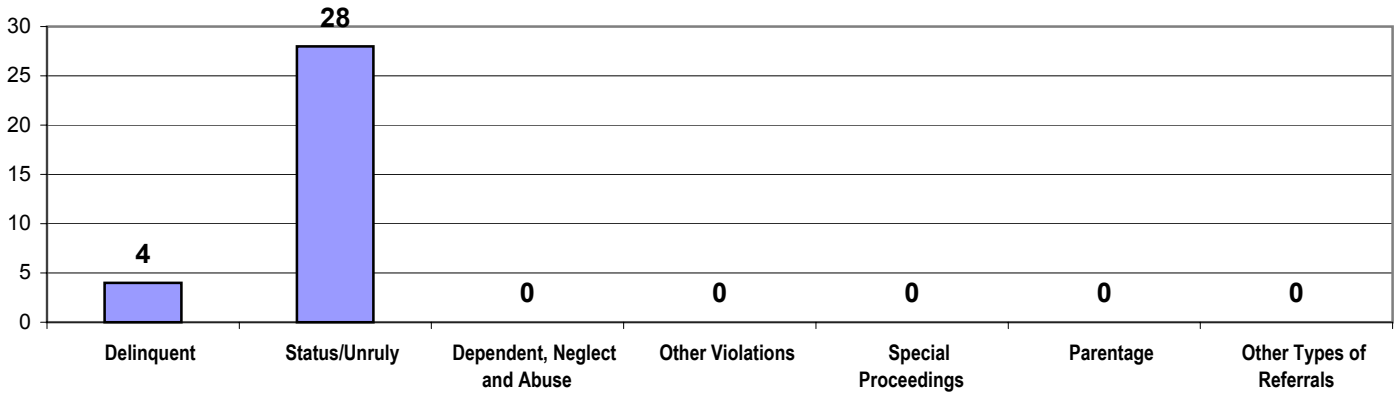
**Tennessee Council of Juvenile and Family Court Judges
 Second Quarter Summary Report
 Based On Number of Reported Cases
 April - June 2003**

Juvenile Court **Hancock**
 Court Number **34**

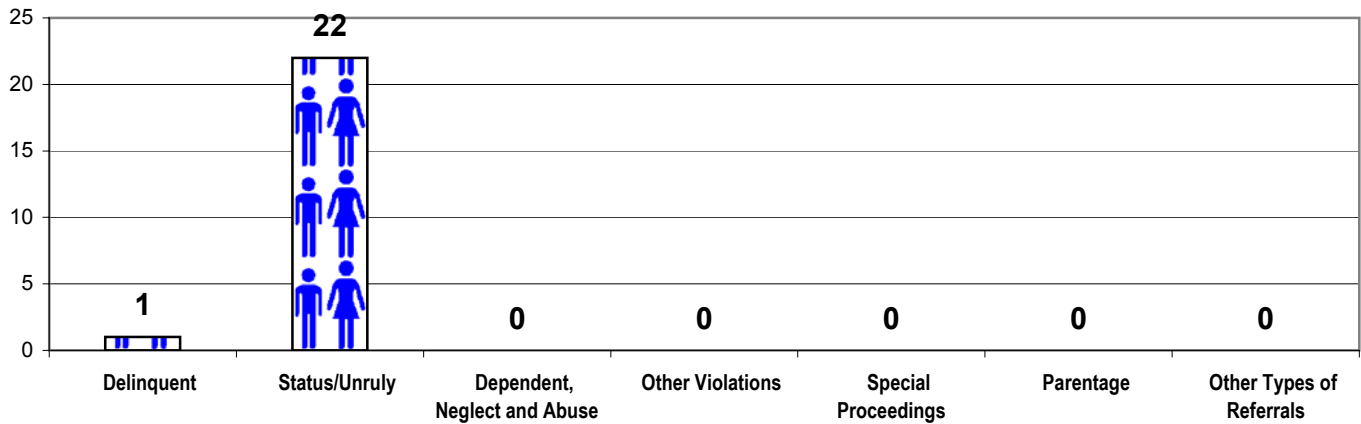
Northeast Region

Affecting **32 Cases** Were Disposed Of Or Adjusted
22 Children Who had **32 Referrals**

Number of Referrals April - June 2003 Hancock



Individual Children April - June 2003 Hancock



Referrals	Individual Children	(NOTE: Children can appear in multiple categories)
4	1	Delinquent
28	22	Status/Unruly
0	0	Dependent, Neglect and Abuse
0	0	Other Violations
0	0	Special Proceedings
0	0	Parentage
0	0	Other Types of Referrals
32		Total

Of the **32 Cases, There Were**
32 Referral Sources

Referral Source

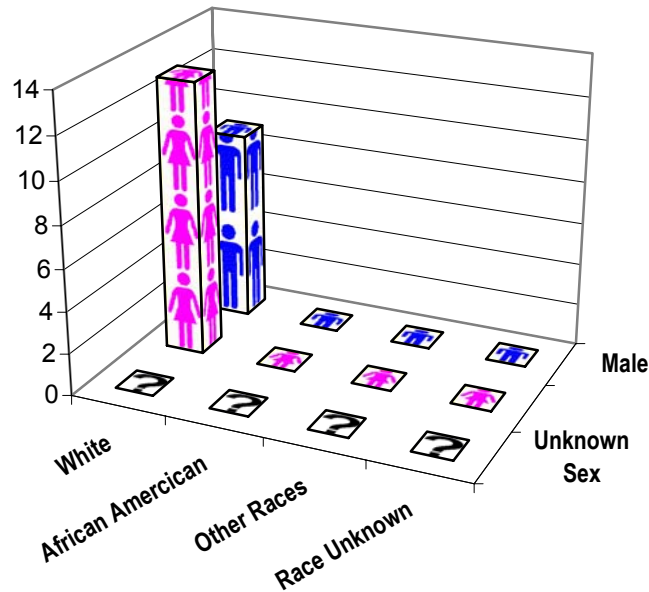
3	9.4%	Were Referred By Law Enforcement
2	6.3%	Were Referred By Parents
0	0.0%	Were Referred By Relatives
0	0.0%	Were Referred By Self
26	81.3%	Were Referred By School
0	0.0%	Were Referred By CSA
0	0.0%	Were Referred By DCS
0	0.0%	Were Referred By Other State Departments
0	0.0%	Were Referred By District Attorney's Office
1	3.1%	Were Referred By Court Staff
0	0.0%	Were Referred By Social Agency
0	0.0%	Were Referred By Other Court
0	0.0%	Were Referred By Victim
0	0.0%	Were Referred By Child & Parent
0	0.0%	Were Referred By Hospital
0	0.0%	Were Unknown
0	0.0%	Other
32	100.0%	Total

Of the **32 Cases, There Were**
32 Intake Actions

Intake Actions

10	31.3%	Petition Filed
0	0.0%	Motion Filed
22	68.8%	Citation Processed
0	0.0%	Notification of Acknowledgement of Paternity Processed
0	0.0%	Scheduling of Judicial Review
0	0.0%	Scheduling of Administrative Review
0	0.0%	Scheduling of Foster Care Review
0	0.0%	Other
0	0.0%	Unknown
0	0.0%	Does Not Apply
32	100.0%	Total

Number of Children by Sex and Race April - June 2003 Hancock



Male	% of Male Children	Female	% of Female Children	Unknown Sex	% of Unknown Sex		Total by Race	% of Race
9	100.00%	13	100.00%	0	0.00%	White	22	100.00%
0	0.00%	0	0.00%	0	0.00%	African American	0	0.00%
0	0.00%	0	0.00%	0	0.00%	Other Races	0	0.00%
0	0.00%	0	0.00%	0	0.00%	Race Unknown	0	0.00%
9	100.00%	13	100.0%	0	0.00%	Total by Sex		
9	40.91%	13	59.09%	0	0.00%	% of Total Children		
22 Total								

(NOTE: Higher number of Children when counting by Sex and Race indicates records sent to TCJFCJ had conflicting demographic information)

Age of Child At Referral

0	0.0%	Birth Through Age 10
0	0.0%	Ages 11 Through 12
6	27.3%	Ages 13 Through 14
14	63.6%	Ages 15 Through 16
2	9.1%	Age 17 Through 18
0	0.0%	Age 19 And Over
0	0.0%	Unknown/Not Reported
22	100.0%	Total

Of the Hispanic Origin	22 Children Referred	
0	0.0%	Were Of Hispanic Origin

Living Arrangement of Child At Time of Referral

4	18.2%	Living With Both Biological Parents
0	0.0%	Living With Father And Stepmother
1	4.5%	Living With Mother And Stepfather
16	72.7%	Living With Mother
1	4.5%	Living With Father
0	0.0%	Living With Relatives
0	0.0%	Living With Adoptive Parents
0	0.0%	Living With Foster Family
0	0.0%	Living In A Group Home
0	0.0%	Living In A Residential Center
0	0.0%	Living In An Institution
0	0.0%	Living Independently
0	0.0%	Unknown
0	0.0%	Other
22	100.0%	Total

Type Of Detention

0	0.0%	Non-Secure Placement
0	0.0%	Juvenile Detention Facility
0	0.0%	Jail - Complete Separation
0	0.0%	Jail - Partial Separation
0	0.0%	Jail - No Separation
0	0.0%	Psychiatric Hospital
0	0.0%	Unknown
32	100.0%	Does Not Apply
0	0.0%	Other
32	100.0%	Total

Placement After Secure Detention Hearing

0	0.0%	Returned To Prior Living Arrangement
0	0.0%	Juvenile Detention Facility
0	0.0%	Jail
0	0.0%	Shelter Facility/Group Home
0	0.0%	Foster Family
0	0.0%	Psychiatric Hospital
0	0.0%	Unknown
32	100.0%	Does Not Apply
0	0.0%	Other
32	100.0%	Total

School Enrollment of Child

22	100.0%	Were Enrolled In School
0	0.0%	Were Not Enrolled In School
0	0.0%	Unknown
22	100.0%	Total

Last Grade Completed By Child

0	0.0%	Too Young For School
0	0.0%	Pre-School
0	0.0%	Finished Kindergarten
0	0.0%	Finished Grade 1
0	0.0%	Finished Grade 2
0	0.0%	Finished Grade 3
0	0.0%	Finished Grade 4
1	4.5%	Finished Grade 5
1	4.5%	Finished Grade 6
4	18.2%	Finished Grade 7
6	27.3%	Finished Grade 8
5	22.7%	Finished Grade 9
5	22.7%	Finished Grade 10
0	0.0%	Finished Grade 11
0	0.0%	Finished Grade 12
0	0.0%	Non-graded Special Education
0	0.0%	GED
0	0.0%	Graduated
0	0.0%	Never Been In School
0	0.0%	Unknown
22	100.0%	Total

Enrolled In Special Education

1	4.5%	Were Enrolled In Special Education
21	95.5%	Not Enrolled In Special Education
0	0.0%	Unknown
22	100.0%	Total

NOTE: In 2002 the Case Outcomes data was created so that each Juvenile is only counted "One time per Disposition Date with that particular Outcome". This will result in lower totals than past years (if comparing to previous Summaries and Reports), however this will reflect a more accurate number of Outcomes that were ordered per Court Hearing (Disposition Date).

The Following Are The		58	Specific Case Outcomes
2	3.45%		Case Dismissed
0	0.00%		Case Retired or <i>Nolle Prosequi</i>
0	0.00%		Warned/Counseled
1	1.72%		Held Open For Review
0	0.00%		Supervision/Probation To Juvenile Court
0	0.00%		Probation To Parents
1	1.72%		Referral To Another Entity For Supervision/Service
0	0.00%		Referred For Mental Health Counseling
0	0.00%		Referred For Alcohol and Drug Counseling
0	0.00%		Referred To Alternative School
0	0.00%		Referred To Private Child Agency
0	0.00%		Referred To Defensive Driving School
0	0.00%		Referred To Alcohol Safety School
0	0.00%		Referred To Juvenile Court Education-Based Program
0	0.00%		Driver's License Held Informally
0	0.00%		Voluntary Placement With DMHMR
0	0.00%		Private Mental Health Placement
0	0.00%		Private Mental Retardation Placement
0	0.00%		Placement with City/County/Agency/Facility
0	0.00%		Placement with Relative/Other Individual
19	32.76%		Fine
1	1.72%		Public Service
1	1.72%		Restitution
0	0.00%		Runaway Returned
0	0.00%		No Contact Order
0	0.00%		Injunction Other Than No Contact Order
0	0.00%		House Arrest
0	0.00%		Court Defined Curfew
0	0.00%		Dismissed From Informal Adjustment
0	0.00%		Dismissed From Pretrial Diversion
0	0.00%		Released From Probation
0	0.00%		Transferred To Adult Court
0	0.00%		DMHMR Involuntary Commitment
0	0.00%		DCS Commitment - Determinate
6	10.34%		DCS Commitment/Custody
0	0.00%		DCS Commitment - Suspended
0	0.00%		DCS Intensive Probation
0	0.00%		Other Intensive Probation
0	0.00%		DCS Probation
4	6.90%		Placed Under a Valid Court Order
0	0.00%		Supervision By DCS
0	0.00%		Transferred To Another Juvenile Court For Disposition
0	0.00%		Parental Rights Terminated
0	0.00%		Parental Rights Not Terminated
0	0.00%		Order of Reference To DCS
23	39.66%		Court Costs
0	0.00%		Foster Care Terminated
0	0.00%		Foster Care Continued

The Following Are The		58	Specific Case Outcomes (Continued)
0	0.00%		Custody Changed
0	0.00%		Custody Unchanged
0	0.00%		Visitation Changed
0	0.00%		Visitation Unchanged
0	0.00%		Voluntary Acknowledgment of Paternity
0	0.00%		Paternity Determined/Child Legitimated
0	0.00%		Paternity Not Determined/Child Not Legitimated
0	0.00%		Child Support Granted
0	0.00%		Child Support Amended
0	0.00%		Child Support Denied
0	0.00%		Child Support Terminated
0	0.00%		Request For Medical Treatment Granted
0	0.00%		Request For Medical Treatment Denied
0	0.00%		Consent To Marry Granted
0	0.00%		Consent To Marry Denied
0	0.00%		Other
58	100.00%		Total

Disposed By		32	Referral Reasons Disposed, There Were
Of the			
32	100.0%		Disposed By The Judge
0	0.0%		Disposed By The Referee
0	0.0%		Disposed By The YSO
0	0.0%		Other
32	100.0%		Total

Of The	32	Cases Disposed
The Action Used To Dispose/Adjust Each Of The	32	Referral Reasons Was:
3	9.4%	Dismissed
0	0.0%	Retired or <i>Nolle Prosequi</i>
8	25.0%	Complaint Substantiated Delinquent
21	65.6%	Complaint Substantiated Status Offender
0	0.0%	Complaint Substantiated Dependent/Neglected
0	0.0%	Complaint Substantiated Abused
0	0.0%	Complaint Substantiated Mentally Ill
0	0.0%	Informal Adjustment
0	0.0%	Pretrial Diversion
0	0.0%	Transfer To Adult Court Hearing
0	0.0%	Charges Cleared By Transfer To Adult Court
0	0.0%	Special Proceeding
0	0.0%	Review Concluded
0	0.0%	Case Held Open
0	0.0%	Other
32	100.0%	Total