

TENNESSEE COUNCIL OF JUVENILE AND FAMILY COURT JUDGES 2008 ANNUAL JUVENILE COURT STATISTICAL REPORT

REFERRAL INFORMATION BY RACE, SEX, AND CLASS OF REFERRAL/OFFENSE - 2008

Information regarding 178,614 referrals disposed by Tennessee juvenile courts and reported to the AOC in 2008 included 77,754 or 43.5% of the total referral reasons that fell into the category of alleged Delinquent offenses. Status offenses represented 26,438 or 14.8% of the total referral reasons disposed by the juvenile court, and 74,422 non-offense referral reasons comprised 41.7% of the remaining referral reasons disposed.

For reporting, the broad categories of referrals/offenses: Delinquent, Status, and Non-offense, were broken into the following classes of referrals/offenses:

Offenses Against Persons – Delinquent offenses such as criminal homicide, assault, rape, etc., that were committed against persons.

Offenses Against Property – Delinquent offenses such as burglary, arson, vandalism, etc., that were committed against property.

Illegal Conduct – Delinquent offenses such as possession or sale of controlled substances, disorderly conduct, criminal trespass, etc.

Status Offenses – Offenses committed by a child that, if committed by an adult, would not be considered an offense or unlawful act. These can include such actions as runaway, truancy, unruly behavior, etc.

Dependency/Neglect – Issues that affect the safety and well being of the referred child, such as abuse, dependency, neglect, termination of parental rights, etc. This is a non-offense category as the referred child is the victim and is not the offender.

Parentage – Issues that affect custody of the child, visitation, determining parentage and child support.

Other Violation Proceedings – Violation of pretrial diversion and violation of informal adjustment.

Special Proceedings – Judicial reviews, administrative reviews, and foster care reviews that are conducted by the court. This is also a Non-offense category.

The Class of Referrals by Race and Sex for CY 2008 chart indicates the reported classes of referral reasons for each race and sex in descending order of occurrence. The summary of the three most often reported classes of referral/offense by race and sex are detailed below.

The two most commonly reported classes of referral/offense among White males were “Illegal Conduct” at 22,221 or 32.8% of the total referrals reported for White males and “Status Offenses” at 10,944 or 16.2% of the total referrals reported for White males. “Special Proceedings” at 10,217 or 15.1% of the total referrals represented the third most reported class of referral/offense for White males.

**TENNESSEE COUNCIL OF JUVENILE AND FAMILY COURT JUDGES
2008 ANNUAL JUVENILE COURT STATISTICAL REPORT**

The most commonly reported class of referral/offense among African American males was “Illegal Conduct” at 11,696 or 31.9% of the total referrals reported for African American males. The second and third most reported classes of referral/offense for African American males were “Offenses Against Property” at 4,355 or 11.9% followed by “Offenses Against Persons” at 4,306 or 11.7% of the total referrals reported.

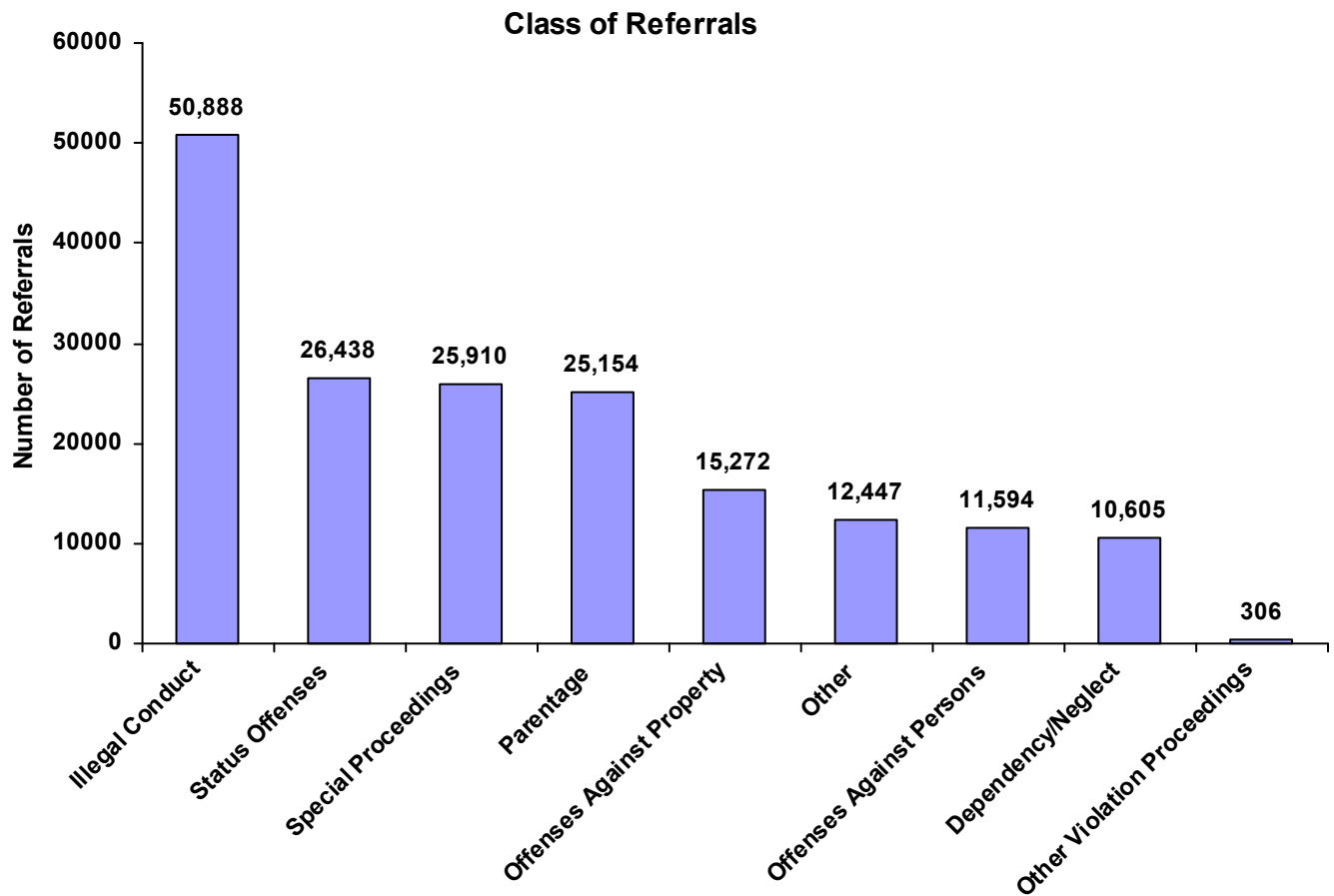
The two most commonly reported classes of referral/offense among White females were “Illegal Conduct” at 10,054 or 24.6% of the total referrals reported for White females and “Status Offenses” at 7,416 or 18.1%. The third most reported class of referral/offense for White females was “Special Proceedings” at 7,120 or 17.4% of the total referrals reported for White females.

The first and second most often reported class of referral/offense among African American females were “Illegal Conduct” at 4,460 or 22.6% of the total referrals reported for African American females and “Parentage” at 3,367 or 17.0%. The third most reported class of referral/offense for African American females was “Status Offenses” at 2,673 or 13.5% of the total referrals reported for African American females.

**TENNESSEE COUNCIL OF JUVENILE AND FAMILY COURT JUDGES
2008 ANNUAL JUVENILE COURT STATISTICAL REPORT**

Class of Referrals by Race and Sex for CY 2008

	White Male	African American Male	Other Race Male	White Female	African American Female	Other Race Female	Unknown Race or Sex	Total	% of Total Referrals
Offenses Against Persons	3,435	4,306	162	1,302	2,116	64	209	11,594	6.49%
Offenses Against Property	6,078	4,355	240	2,535	1,695	89	280	15,272	8.55%
Illegal Conduct	22,221	11,696	623	10,054	4,460	337	1,497	50,888	28.49%
Status Offenses	10,944	3,920	368	7,416	2,673	293	824	26,438	14.80%
Dependency/Neglect	3,160	1,610	171	3,188	1,582	151	743	10,605	5.94%
Other Violation Proceedings	179	11	1	107	5	0	3	306	0.17%
Parentage	7,296	4,101	365	6,426	3,367	360	3,239	25,154	14.08%
Special Proceedings	10,217	4,247	365	7,120	2,336	277	1,348	25,910	14.51%
Other	4,190	2,441	237	2,781	1,517	194	1,087	12,447	6.97%
Totals	67,720	36,687	2,532	40,929	19,751	1,765	9,230	178,614	



**TENNESSEE COUNCIL OF JUVENILE AND FAMILY COURT JUDGES
2008 ANNUAL JUVENILE COURT STATISTICAL REPORT**

Referrals by Class and Type Of Offense by Race and Sex for CY 2008

	White Male	African American Male	Other Race Male	White Female	African American Female	Other Race Female	Unknown Race or Sex	Total
<u>Offenses Against Persons</u>								
Assault	2,256	2,633	100	1,089	1,801	52	110	8,041
Aggravated Assault	413	543	24	102	177	5	39	1,303
Aggravated Robbery	34	401	12	3	26	1	11	488
Reckless Endangerment	181	162	7	45	22	0	10	427
Other Sexual Offenses	142	90	4	6	51	4	6	303
Rape of a Child	142	81	5	10	1	0	9	248
Robbery	34	165	6	4	20	2	4	235
Aggravated Sexual Battery	104	47	1	7	2	0	6	167
Attempted Crime Against a Person	16	58	1	4	5	0	4	88
Rape	34	40	1	0	3	0	5	83
Esp. Aggravated Robbery	12	17	0	2	0	0	2	33
Sexual Abuse of a Child	13	8	0	10	0	0	1	32
Esp. Aggravated Kidnapping	9	10	0	6	0	0	0	25
Aggravated Child Abuse / Neglect	11	4	0	6	4	0	0	25
1st Degree Murder	7	14	0	1	1	0	0	23
Criminal Homicide	9	8	1	1	0	0	2	21
Aggravated Rape	4	12	0	0	0	0	0	16
Aggravated Kidnapping	2	9	0	2	2	0	0	15
2nd Degree Murder	5	2	0	2	1	0	0	10
Vehicular Homicide	4	1	0	1	0	0	0	6
Aggravated Vehicular Homicide	1	0	0	1	0	0	0	2
Voluntary Manslaughter	1	1	0	0	0	0	0	2
Criminally Negligent Homicide	1	0	0	0	0	0	0	1
Totals	3,435	4,306	162	1,302	2,116	64	209	11,594
<u>Offenses Against Property</u>								
Theft of Property	2,652	2,137	93	1,894	1,363	65	139	8,343
Vandalism	1,817	915	61	357	207	13	64	3,434
Aggravated Burglary	427	762	44	79	33	3	33	1,381
Burglary	829	393	30	63	16	0	20	1,351
Unauthorized Use of a Vehicle	120	48	6	61	29	6	4	274
Forgery	52	30	1	19	23	2	5	132
Illegal Poss/Use of Credit/Debit Cards	65	18	2	25	14	0	5	129
Arson	69	24	3	14	1	0	4	115
Aggravated Arson	15	15	0	11	5	0	4	50
Cruelty to Animals	28	13	0	1	1	0	1	44
Worthless Checks	4	0	0	11	3	0	1	19
Totals	6,078	4,355	240	2,535	1,695	89	280	15,272

**TENNESSEE COUNCIL OF JUVENILE AND FAMILY COURT JUDGES
2008 ANNUAL JUVENILE COURT STATISTICAL REPORT**

Referrals by Class and Type Of Offense by Race and Sex for CY 2008

	White Male	African American Male	Other Race Male	White Female	African American Female	Other Race Female	Unknown Race or Sex	Total
<u>Illegal Conduct</u>								
Traffic	9,073	1,944	186	4,693	713	114	559	17,282
Disorderly Conduct	1,227	2,744	62	612	2,070	41	142	6,898
Violation of Probation	2,707	1,174	101	1,104	435	55	81	5,657
Possession of Controlled Substances	1,873	1,118	60	577	128	13	91	3,860
Possession/Consumption of Alcohol	1,874	178	25	912	39	17	56	3,101
Contempt of Court	1,018	292	38	944	233	42	271	2,838
Criminal Trespass	538	984	23	102	216	5	35	1,903
Other Drug Offenses	1,167	190	35	332	29	9	42	1,804
Unlawful Carrying / Poss of a Weapon	236	611	11	21	38	0	57	974
Evading Arrest	280	489	15	45	43	8	17	897
Resist Stop/Frisk/Halt/Arrest/Search	264	354	10	73	139	5	15	860
Public Intoxication	367	235	10	141	28	5	17	803
Sale of Controlled Substances	160	287	6	39	21	0	9	522
Carrying Weapons on School Property	203	182	6	35	79	2	13	520
Failure to Appear	108	179	4	41	76	4	36	448
Harassment	174	38	6	108	38	2	8	374
Criminal Impersonation	107	91	7	58	55	4	11	333
Violation of Aftercare	135	121	2	36	26	1	2	323
Driving Under Influence (DUI)	199	11	10	46	4	3	19	292
Local Ordinances	160	62	1	21	8	3	3	258
Filing a False Police Report	101	38	3	80	22	3	3	250
Criminal Attempt	16	172	1	5	7	0	6	207
Violation of Wildlife Regulations	176	3	0	6	0	0	1	186
Gambling	0	112	0	1	6	0	0	119
Aggravated Criminal Trespass	24	60	0	10	5	1	2	102
Escape	34	27	1	12	2	0	1	77
Totals	22,221	11,696	623	10,054	4,460	337	1,497	50,888
<u>Status Offenses</u>								
Truancy	3,677	1,153	137	3,260	1,091	106	400	9,824
Unruly Behavior	2,101	722	68	1,513	480	62	151	5,097
Possession of Tobacco Products	2,545	439	40	752	64	18	85	3,943
Violation of Curfew	1,092	923	54	529	385	28	85	3,096
In-State Runaway	835	479	41	909	503	58	44	2,869
Violation of a Valid Court Order	681	198	28	434	144	21	54	1,560
Out-of-State Runaway	13	6	0	19	6	0	5	49
Totals	10,944	3,920	368	7,416	2,673	293	824	26,438
<u>Dependency/Neglect</u>								
Dependency / Neglect	2,820	1,449	155	2,824	1,425	134	609	9,416
Termination of Parental Rights	313	149	16	319	140	17	127	1,081
Physically Abused Child	18	12	0	28	17	0	6	81
Sexually Abused Child	9	0	0	17	0	0	1	27
Totals	3,160	1,610	171	3,188	1,582	151	743	10,605

**TENNESSEE COUNCIL OF JUVENILE AND FAMILY COURT JUDGES
2008 ANNUAL JUVENILE COURT STATISTICAL REPORT**

Referrals by Class and Type Of Offense by Race and Sex for CY 2008

	White Male	African American Male	Other Race Male	White Female	African American Female	Other Race Female	Unknown Race or Sex	Total
<u>Other Violation Proceedings</u>								
Violation of Pretrial Diversion	139	11	1	81	3	0	0	235
Violation of Informal Adjustment	40	0	0	26	2	0	3	71
Totals	179	11	1	107	5	0	3	306
<u>Parentage</u>								
Child Support	3,682	2,408	164	2,923	1,813	153	2,146	13,289
Custody	2,576	1,055	143	2,628	984	157	590	8,133
Paternity / Legitimation	558	356	39	402	292	30	326	2,003
Visitation	480	282	19	473	278	20	177	1,729
Totals	7,296	4,101	365	6,426	3,367	360	3,239	25,154
<u>Special Proceedings</u>								
Judicial Review	6,028	793	206	4,256	436	156	623	12,498
Administrative Review	2,825	3,132	112	1,704	1,706	66	479	10,024
Foster Care Review	1,231	313	47	1,075	189	55	242	3,152
Request for Medical Treatment	133	9	0	82	5	0	4	233
Consent to Marry	0	0	0	3	0	0	0	3
Totals	10,217	4,247	365	7,120	2,336	277	1,348	25,910
<u>Other</u>								
Other	4,190	2,441	237	2,781	1,517	194	1,087	12,447
Totals	4,190	2,441	237	2,781	1,517	194	1,087	12,447
All Referral Totals	67,720	36,687	2,532	40,929	19,751	1,765	9,230	178,614

TENNESSEE COUNCIL OF JUVENILE AND FAMILY COURT JUDGES 2008 ANNUAL JUVENILE COURT STATISTICAL REPORT

REFERRAL REASONS BY TYPE OF OFFENSE BY RACE AND SEX - 2008

The tables on the following pages depict referral reasons by type of offense, race and sex. Since this data was spread between 83 potential referral reasons, many of the statistics presented were small.

The 2008 data showed the most commonly reported delinquent referral reasons were "Traffic" at 17,282, "Theft of Property" at 8,343, "Assault" at 8,041, "Disorderly Conduct" at 6,898, "Violation of Probation" at 5,657, and "Possession of Controlled Substances" at 3,860.

The most often reported status offense referral reasons were "Truancy" at 9,824, "Unruly Behavior" at 5,097, "Possession of Tobacco Products" at 3,943, "Violation of Curfew" at 3,096, "In-state Runaway" at 2,869, and "Violation of a Valid Court Order" at 1,560.

"Child Support" at 13,289, "Judicial Review" at 12,498, "Administrative Review" at 10,024, "Dependency and Neglect" at 9,416, and "Custody" at 8,133 were the most prevalent within the non-offense category.

The top four referral reasons of the total reported for White males in 2008 were "Traffic" at 9,073 or 13.4%, "Judicial Review" at 6,028 or 8.9%, "Other" at 4,190 or 6.2%, and "Child Support" at 3,682 at 5.4%.

The top four referral reasons of the total reported for African American males in 2008 were "Administrative Review" at 3,132 or 8.5%, "Disorderly Conduct" at 2,744 or 7.5%, "Assault" at 2,633 or 7.2%, and "Other" at 2,441 or 6.7%.

The top four referral reasons of the total reported for White females in 2008 were "Traffic" at 4,693 or 11.5%, "Judicial Review" at 4,256 or 10.4%, "Truancy" at 3,260 or 8.0% and "Child Support" 2,923 or 7.1%.

The top four referral reasons of the total reported for African American females in 2008 were "Disorderly Conduct" at 2,070 or 10.5%, "Child Support" at 1,813 or 9.2%, "Assault" at 1,801 or 9.1%, and "Administrative Reviews" at 1,706 or 8.6%.

**TENNESSEE COUNCIL OF JUVENILE AND FAMILY COURT JUDGES
2008 ANNUAL JUVENILE COURT STATISTICAL REPORT**

Referral Reasons by Type of Offense, Race and Sex for CY 2008

	White Male	African American Male	Other Race Male	White Female	African American Female	Other Race Female	Unknown Race or Sex	Total
Delinquent								
Traffic	9,073	1,944	186	4,693	713	114	559	17,282
Theft of Property	2,652	2,137	93	1,894	1,363	65	139	8,343
Assault	2,256	2,633	100	1,089	1,801	52	110	8,041
Disorderly Conduct	1,227	2,744	62	612	2,070	41	142	6,898
Violation of Probation	2,707	1,174	101	1,104	435	55	81	5,657
Possession of Controlled Substances	1,873	1,118	60	577	128	13	91	3,860
Vandalism	1,817	915	61	357	207	13	64	3,434
Possession/Consumption of Alcohol	1,874	178	25	912	39	17	56	3,101
Contempt of Court	1,018	292	38	944	233	42	271	2,838
Criminal Trespass	538	984	23	102	216	5	35	1,903
Other Drug Offenses	1,167	190	35	332	29	9	42	1,804
Aggravated Burglary	427	762	44	79	33	3	33	1,381
Burglary	829	393	30	63	16	0	20	1,351
Aggravated Assault	413	543	24	102	177	5	39	1,303
Unlawful Carrying / Poss of a Weapon	236	611	11	21	38	0	57	974
Evading Arrest	280	489	15	45	43	8	17	897
Resist Stop/Frisk/Halt/Arrest/Search	264	354	10	73	139	5	15	860
Public Intoxication	367	235	10	141	28	5	17	803
Sale of Controlled Substances	160	287	6	39	21	0	9	522
Carrying Weapons on School Property	203	182	6	35	79	2	13	520
Aggravated Robbery	34	401	12	3	26	1	11	488
Failure to Appear	108	179	4	41	76	4	36	448
Reckless Endangerment	181	162	7	45	22	0	10	427
Harassment	174	38	6	108	38	2	8	374
Criminal Impersonation	107	91	7	58	55	4	11	333
Violation of Aftercare	135	121	2	36	26	1	2	323
Other Sexual Offenses	142	90	4	6	51	4	6	303
Driving Under Influence (DUI)	199	11	10	46	4	3	19	292
Unauthorized Use of a Vehicle	120	48	6	61	29	6	4	274
Local Ordinances	160	62	1	21	8	3	3	258
Filing a False Police Report	101	38	3	80	22	3	3	250
Rape of a Child	142	81	5	10	1	0	9	248
Robbery	34	165	6	4	20	2	4	235
Criminal Attempt	16	172	1	5	7	0	6	207
Violation of Wildlife Regulations	176	3	0	6	0	0	1	186
Aggravated Sexual Battery	104	47	1	7	2	0	6	167
Forgery	52	30	1	19	23	2	5	132
Illegal Poss/Use of Credit/Debit Cards	65	18	2	25	14	0	5	129
Gambling	0	112	0	1	6	0	0	119
Arson	69	24	3	14	1	0	4	115
Aggravated Criminal Trespass	24	60	0	10	5	1	2	102
Attempted Crime Against a Person	16	58	1	4	5	0	4	88
Rape	34	40	1	0	3	0	5	83
Escape	34	27	1	12	2	0	1	77
Aggravated Arson	15	15	0	11	5	0	4	50
Cruelty to Animals	28	13	0	1	1	0	1	44
Esp. Aggravated Robbery	12	17	0	2	0	0	2	33
Sexual Abuse of a Child	13	8	0	10	0	0	1	32
Esp. Aggravated Kidnapping	9	10	0	6	0	0	0	25
Aggravated Child Abuse / Neglect	11	4	0	6	4	0	0	25
1st Degree Murder	7	14	0	1	1	0	0	23
Criminal Homicide	9	8	1	1	0	0	2	21

**TENNESSEE COUNCIL OF JUVENILE AND FAMILY COURT JUDGES
2008 ANNUAL JUVENILE COURT STATISTICAL REPORT**

Referral Reasons by Type of Offense, Race and Sex for CY 2008

	White Male	African American Male	Other Race Male	White Female	African American Female	Other Race Female	Unknown Race or Sex	Total
<u>Delinquent</u>								
Worthless Checks	4	0	0	11	3	0	1	19
Aggravated Rape	4	12	0	0	0	0	0	16
Aggravated Kidnapping	2	9	0	2	2	0	0	15
2nd Degree Murder	5	2	0	2	1	0	0	10
Vehicular Homicide	4	1	0	1	0	0	0	6
Aggravated Vehicular Homicide	1	0	0	1	0	0	0	2
Voluntary Manslaughter	1	1	0	0	0	0	0	2
Criminally Negligent Homicide	1	0	0	0	0	0	0	1
Totals	31,734	20,357	1,025	13,891	8,271	490	1,986	77,754
<u>Status</u>								
Truancy	3,677	1,153	137	3,260	1,091	106	400	9,824
Unruly Behavior	2,101	722	68	1,513	480	62	151	5,097
Possession of Tobacco Products	2,545	439	40	752	64	18	85	3,943
Violation of Curfew	1,092	923	54	529	385	28	85	3,096
In-State Runaway	835	479	41	909	503	58	44	2,869
Violation of a Valid Court Order	681	198	28	434	144	21	54	1,560
Out-of-State Runaway	13	6	0	19	6	0	5	49
Totals	10,944	3,920	368	7,416	2,673	293	824	26,438
<u>Dependency and Neglect</u>								
Dependency / Neglect	2,820	1,449	155	2,824	1,425	134	609	9,416
Termination of Parental Rights	313	149	16	319	140	17	127	1,081
Physically Abused Child	18	12	0	28	17	0	6	81
Sexually Abused Child	9	0	0	17	0	0	1	27
Totals	3,160	1,610	171	3,188	1,582	151	743	10,605
<u>Other Violations</u>								
Violation of Pretrial Diversion	139	11	1	81	3	0	0	235
Violation of Informal Adjustment	40	0	0	26	2	0	3	71
Totals	179	11	1	107	5	0	3	306
<u>Special Proceedings</u>								
Child Support	3,682	2,408	164	2,923	1,813	153	2,146	13,289
Judicial Review	6,028	793	206	4,256	436	156	623	12,498
Administrative Review	2,825	3,132	112	1,704	1,706	66	479	10,024
Custody	2,576	1,055	143	2,628	984	157	590	8,133
Foster Care Review	1,231	313	47	1,075	189	55	242	3,152
Paternity / Legitimation	558	356	39	402	292	30	326	2,003
Visitation	480	282	19	473	278	20	177	1,729
Request for Medical Treatment	133	9	0	82	5	0	4	233
Consent to Marry	0	0	0	3	0	0	0	3
Totals	17,513	8,348	730	13,546	5,703	637	4,587	51,064
<u>Other</u>								
Other	4,190	2,441	237	2,781	1,517	194	1,087	12,447
Totals	4,190	2,441	237	2,781	1,517	194	1,087	12,447
All Referral Totals	67,720	36,687	2,532	40,929	19,751	1,765	9,230	178,614

**TENNESSEE COUNCIL OF JUVENILE AND FAMILY COURT JUDGES
2008 ANNUAL JUVENILE COURT STATISTICAL REPORT**

Top 4 Referral Reasons by Race and Sex for CY 2008

Sex	Race	Referral Reason	Total
Male			
	White	1. Traffic	9,073
		2. Judicial Review	6,028
		3. Other	4,190
		4. Child Support	3,682
	African American	1. Administrative Review	3,132
		2. Disorderly Conduct	2,744
		3. Assault	2,633
		4. Other	2,441
	Other Race	1. Other	237
		2. Judicial Review	206
		3. Traffic	186
		4. Child Support	164
Female			
	White	1. Traffic	4,693
		2. Judicial Review	4,256
		3. Truancy	3,260
		4. Child Support	2,923
	African American	1. Disorderly Conduct	2,070
		2. Child Support	1,813
		3. Assault	1,801
		4. Administrative Review	1,706
	Other Race	1. Other	194
		2. Custody	157
		3. Judicial Review	156
		4. Child Support	153
Unknown			
	Unknown	1. Child Support	2,146
		2. Other	1,087
		3. Judicial Review	623
		4. Dependency / Neglect	609

**TENNESSEE COUNCIL OF JUVENILE AND FAMILY COURT JUDGES
2008 ANNUAL JUVENILE COURT STATISTICAL REPORT**

Top 4 Referral Reasons by Race and Sex and by Type of Offense for CY 2008

Sex	Race	Referral Type	Referral Reason	Total		
Male	White	Delinquent	1. Traffic	9,073		
			2. Violation of Probation	2,707		
			3. Theft of Property	2,652		
			4. Assault	2,256		
		Status	1. Truancy	3,677		
			2. Possession of Tobacco Products	2,545		
			3. Unruly Behavior	2,101		
			4. Violation of Curfew	1,092		
		Dependency and Neglect	1. Dependency / Neglect	2,820		
			2. Termination of Parental Rights	313		
			3. Physically Abused Child	18		
			4. Sexually Abused Child	9		
		Other Violations	1. Violation of Pretrial Diversion	139		
			2. Violation of Informal Adjustment	40		
		Special Proceedings	1. Judicial Review	6,028		
			2. Child Support	3,682		
			3. Administrative Review	2,825		
			4. Custody	2,576		
		Other	1. Other	4,190		
			<hr/>			
Male	African American	Delinquent	1. Disorderly Conduct	2,744		
			2. Assault	2,633		
			3. Theft of Property	2,137		
			4. Traffic	1,944		
		Status	1. Truancy	1,153		
			2. Violation of Curfew	923		
			3. Unruly Behavior	722		
			4. In-State Runaway	479		
		Dependency and Neglect	1. Dependency / Neglect	1,449		
			2. Termination of Parental Rights	149		
			3. Physically Abused Child	12		
		Other Violations	1. Violation of Pretrial Diversion	11		
		Special Proceedings	1. Administrative Review	3,132		
			2. Child Support	2,408		
			3. Custody	1,055		
			4. Judicial Review	793		
		Other	1. Other	2,441		
			<hr/>			
		Male	Other Race	Delinquent	1. Traffic	186
					2. Violation of Probation	101
3. Assault	100					
4. Theft of Property	93					
Status	1. Truancy			137		
	2. Unruly Behavior			68		
	3. Violation of Curfew			54		
	4. In-State Runaway			41		
Dependency and Neglect	1. Dependency / Neglect			155		
	2. Termination of Parental Rights			16		
Other Violations	1. Violation of Pretrial Diversion			1		
Special Proceedings	1. Judicial Review			206		
	2. Child Support			164		
	3. Custody			143		
	4. Administrative Review			112		
Other	1. Other			237		

**TENNESSEE COUNCIL OF JUVENILE AND FAMILY COURT JUDGES
2008 ANNUAL JUVENILE COURT STATISTICAL REPORT**

Top 4 Referral Reasons by Race and Sex and by Type of Offense for CY 2008

Sex	Race	Referral Type	Referral Reason	Total		
Female	White	Delinquent	1. Traffic	4,693		
			2. Theft of Property	1,894		
			3. Violation of Probation	1,104		
			4. Assault	1,089		
		Status	1. Truancy	3,260		
			2. Unruly Behavior	1,513		
			3. In-State Runaway	909		
		Dependency and Neglect	4. Possession of Tobacco Products	752		
			1. Dependency / Neglect	2,824		
			2. Termination of Parental Rights	319		
			3. Physically Abused Child	28		
		Other Violations	4. Sexually Abused Child	17		
			1. Violation of Pretrial Diversion	81		
		Special Proceedings	2. Violation of Informal Adjustment	26		
			1. Judicial Review	4,256		
			2. Child Support	2,923		
		Other	3. Custody	2,628		
			4. Administrative Review	1,704		
			1. Other	2,781		
			Female	African American	Delinquent	1. Disorderly Conduct
2. Assault	1,801					
3. Theft of Property	1,363					
4. Traffic	713					
Status	1. Truancy	1,091				
	2. In-State Runaway	503				
	3. Unruly Behavior	480				
Dependency and Neglect	4. Violation of Curfew	385				
	1. Dependency / Neglect	1,425				
	2. Termination of Parental Rights	140				
	3. Physically Abused Child	17				
Other Violations	1. Violation of Pretrial Diversion	3				
	2. Violation of Informal Adjustment	2				
Special Proceedings	1. Child Support	1,813				
	2. Administrative Review	1,706				
	3. Custody	984				
	4. Judicial Review	436				
Other	1. Other	1,517				
	Female	Other Race			Delinquent	1. Traffic
2. Theft of Property						65
3. Violation of Probation			55			
4. Assault			52			
Status			1. Truancy	106		
			2. Unruly Behavior	62		
			3. In-State Runaway	58		
Dependency and Neglect			4. Violation of Curfew	28		
			1. Dependency / Neglect	134		
			2. Termination of Parental Rights	17		
			3. Custody	157		
Special Proceedings			2. Judicial Review	156		
			3. Child Support	153		
			4. Administrative Review	66		
Other			1. Other	194		

**TENNESSEE COUNCIL OF JUVENILE AND FAMILY COURT JUDGES
2008 ANNUAL JUVENILE COURT STATISTICAL REPORT**

Top 4 Referral Reasons by Race and Sex and by Type of Offense for CY 2008

Sex	Race	Referral Type	Referral Reason	Total
Unknown	Unknown	Delinquent	1. Traffic	559
			2. Contempt of Court	271
			3. Disorderly Conduct	142
			4. Theft of Property	139
		Status	1. Truancy	400
			2. Unruly Behavior	151
			3. Violation of Curfew	85
		Dependency and Neglect	4. Possession of Tobacco Products	85
			1. Dependency / Neglect	609
			2. Termination of Parental Rights	127
			3. Physically Abused Child	6
		Other Violations	4. Sexually Abused Child	1
			1. Violation of Informal Adjustment	3
		Special Proceedings	1. Child Support	2,146
			2. Judicial Review	623
			3. Custody	590
4. Administrative Review	479			
Other	Other	1. Other	1,087	

**TENNESSEE COUNCIL OF JUVENILE AND FAMILY COURT JUDGES
2008 ANNUAL JUVENILE COURT STATISTICAL REPORT**

SOURCE OF REFERRALS TO THE JUVENILE COURT - 2008

Anyone who perceived a need for the juvenile court to intervene in a child's affairs could refer that child to the juvenile court. Frequently, the referral source was closely related to the reason for referral. For example, law enforcement officers referred children who allegedly committed illegal acts and schools referred truant children.

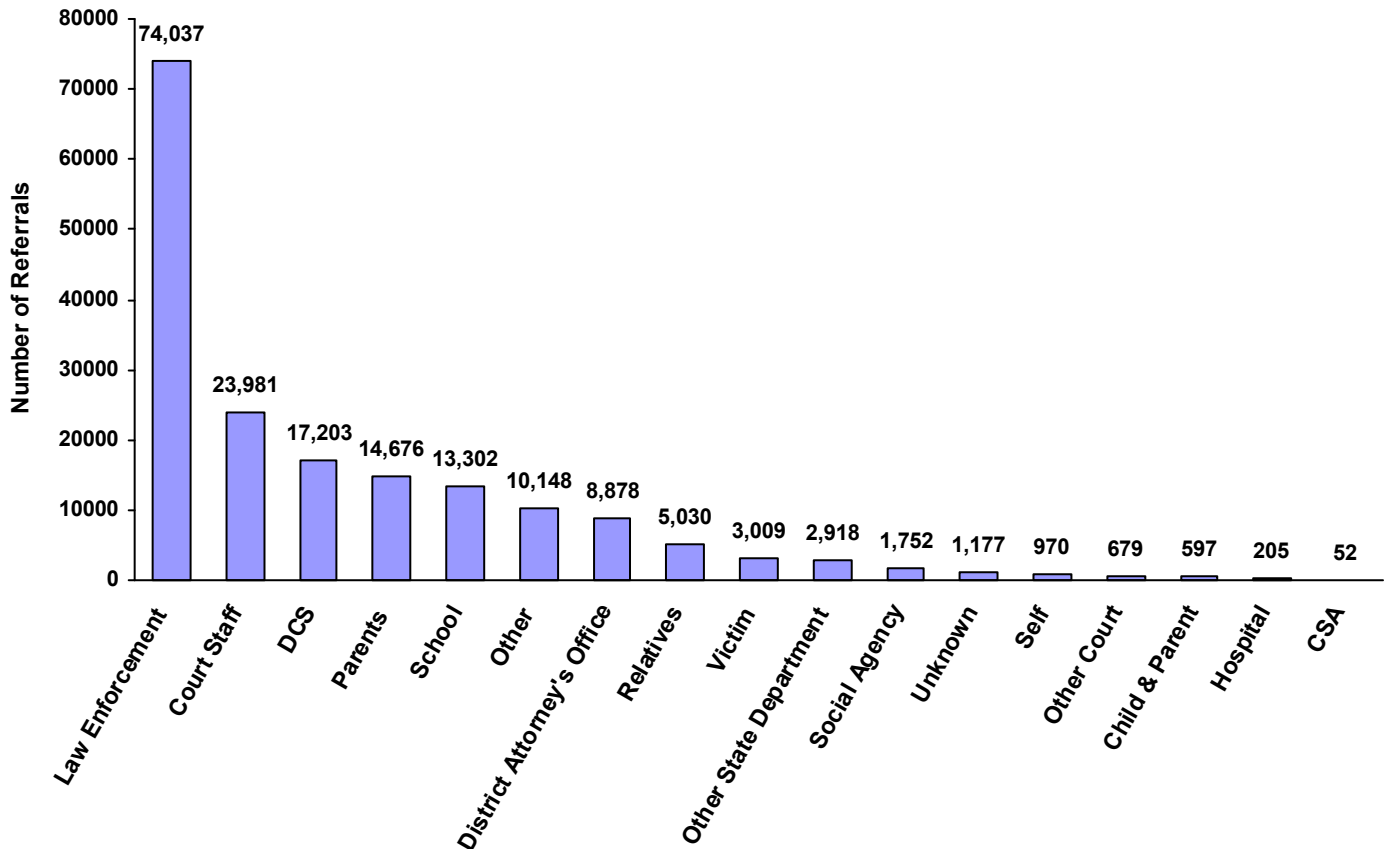
As the Source of Referrals by Race and Sex for CY 2008 table and chart show, the most often cited source of referrals were by "Law Enforcement" at 74,037 or 41.5%, and referrals by "Court Staff" were the second most cited at 23,981 or 13.4%. Referrals made by the "Department of Children's Services" (DCS) were the third most cited at 17,203 or 9.6%, "Parents" were the fourth at 14,676 or 8.2%, and referrals by "School" were the fifth most cited at 13,302 or 7.4%.

TENNESSEE COUNCIL OF JUVENILE AND FAMILY COURT JUDGES 2008 ANNUAL JUVENILE COURT STATISTICAL REPORT

Source of Referrals by Race and Sex for CY 2008

	White Male	African American Male	Other Race Male	White Female	African American Female	Other Race Female	Unknown Race or Sex	Total	% of Total Referrals
Law Enforcement	29,978	20,296	946	12,409	8,132	453	1,823	74,037	41.45%
Parents	4,241	2,672	203	4,067	2,603	187	703	14,676	8.22%
Relatives	1,708	553	73	1,693	556	104	343	5,030	2.82%
Self	497	63	17	302	34	5	52	970	0.54%
School	5,566	1,481	149	4,089	1,289	116	612	13,302	7.45%
CSA	27	4	1	16	3	0	1	52	0.03%
DCS	7,232	1,384	288	5,865	853	237	1,344	17,203	9.63%
Other State Department	1,123	336	21	922	247	14	255	2,918	1.63%
District Attorney's Office	2,885	1,754	85	1,782	997	94	1,281	8,878	4.97%
Court Staff	9,692	4,603	385	6,191	2,270	284	556	23,981	13.43%
Social Agency	390	493	22	253	531	18	45	1,752	0.98%
Other Court	344	61	8	164	47	2	53	679	0.38%
Victim	1,199	471	56	909	270	29	75	3,009	1.68%
Child & Parent	218	40	36	174	44	21	64	597	0.33%
Hospital	101	3	2	91	4	3	1	205	0.11%
Unknown	272	253	42	239	169	26	176	1,177	0.66%
Other	2,247	2,220	198	1,763	1,702	172	1,846	10,148	5.68%
Totals	67,720	36,687	2,532	40,929	19,751	1,765	9,230	178,614	

Total Source of Referrals



**TENNESSEE COUNCIL OF JUVENILE AND FAMILY COURT JUDGES
2008 ANNUAL JUVENILE COURT STATISTICAL REPORT**

SIX MOST FREQUENT REFERRAL REASONS BY SOURCE - 2008

When looking at the six (6) most frequently reported referral reasons associated with each referral source in 2008, law enforcement personnel most often referred juveniles for traffic complaints. With regard to schools, truancy remained the most cited referral reason and possession of tobacco products was the second most cited. Child Support issues were the most frequent referral reason cited by the District Attorney's Office, Other State Department, Self, and Child and Parent. Court Staff most often referred for judicial reviews, while custody was the reason most often cited for referral by parents and relatives. Most DCS and Social Agency referrals were for dependency and neglect issues. Victims referred most often for theft of property and Hospitals referred most often for requests for medical treatment while Community Service Agencies referred most often for probation violations.

**TENNESSEE COUNCIL OF JUVENILE AND FAMILY COURT JUDGES
2008 ANNUAL JUVENILE COURT STATISTICAL REPORT**

Six Most Frequent Referral Reasons by Source, Race and Sex for CY 2008

	White Male	African American Male	Other Race Male	White Female	African American Female	Other Race Female	Unknown Race or Sex	Total
<u>Law Enforcement</u>								
1. Traffic	8,786	1,920	181	4,547	702	111	553	16,800
2. Theft of Property	2,071	1,956	74	1,178	1,200	48	103	6,630
3. Disorderly Conduct	1,034	2,650	53	499	1,993	36	128	6,393
4. Assault	1,529	2,277	55	725	1,601	35	74	6,296
5. Possession of Controlled Substances	1,668	1,087	56	523	124	13	87	3,558
6. Violation of Curfew	1,041	912	51	503	380	28	84	2,999
<u>Parents</u>								
1. Custody	1,011	514	58	991	459	61	153	3,247
2. Unruly Behavior	850	279	26	737	209	33	40	2,174
3. Dependency / Neglect	258	608	28	258	588	19	41	1,800
4. Child Support	320	181	6	323	144	7	226	1,207
5. In-State Runaway	317	176	20	441	207	16	16	1,193
6. Visitation	300	222	8	316	240	12	82	1,180
<u>Relatives</u>								
1. Custody	999	400	48	1,049	386	67	228	3,177
2. Dependency / Neglect	264	50	7	248	68	16	32	685
3. Other	97	21	1	86	33	7	28	273
4. Child Support	78	12	4	65	8	8	20	195
5. Unruly Behavior	67	25	4	48	20	1	2	167
6. Judicial Review	43	3	5	61	2	1	8	123
<u>Self</u>								
1. Child Support	160	9	9	120	11	1	13	323
2. Other	134	28	2	46	9	3	20	242
3. Custody	76	3	1	50	1	1	3	135
4. Paternity / Legitimation	30	1	1	22	1	0	2	57
5. Judicial Review	17	3	0	17	1	0	0	38
6. Visitation	15	1	2	10	5	0	4	37
<u>School</u>								
1. Truancy	3,260	1,004	110	2,952	964	89	377	8,756
2. Possession of Tobacco Products	949	31	7	239	5	0	11	1,242
3. Dependency / Neglect	121	154	7	131	142	10	115	680
4. Unruly Behavior	263	83	5	125	28	4	3	511
5. Other	139	8	3	177	14	1	59	401
6. Violation of a Valid Court Order	142	32	7	91	24	3	8	307
<u>Community Service Agencies</u>								
1. Violation of Probation	5	1	1	4	0	0	0	11
2. Child Support	2	0	0	4	0	0	1	7
3. Custody	4	0	0	2	0	0	0	6
4. Unruly Behavior	1	2	0	2	1	0	0	6
5. Dependency / Neglect	4	0	0	1	0	0	0	5
6. Judicial Review	3	0	0	0	2	0	0	5

**TENNESSEE COUNCIL OF JUVENILE AND FAMILY COURT JUDGES
2008 ANNUAL JUVENILE COURT STATISTICAL REPORT**

Six Most Frequent Referral Reasons by Source, Race and Sex for CY 2008

	White Male	African American Male	Other Race Male	White Female	African American Female	Other Race Female	Unknown Race or Sex	Total
<u>Department of Children's Services</u>								
1. Dependency / Neglect	1,913	325	91	1,958	263	73	344	4,967
2. Judicial Review	1,347	190	61	1,066	94	28	176	2,962
3. Foster Care Review	1,163	208	41	990	123	49	225	2,799
4. Violation of Probation	746	149	19	276	36	14	6	1,246
5. Other	541	61	13	392	61	26	98	1,192
6. Administrative Review	264	100	16	157	51	4	164	756
<u>Other State Department</u>								
1. Child Support	710	238	12	621	160	11	142	1,894
2. Contempt of Court	187	58	5	203	59	2	89	603
3. Violation of Probation	85	10	1	27	5	0	1	129
4. Paternity / Legitimation	36	13	2	24	18	1	15	109
5. Judicial Review	30	0	0	23	0	0	0	53
6. Violation of Wildlife Regulations	30	0	0	2	0	0	0	32
<u>District Attorney's Office</u>								
1. Child Support	1,817	1,209	62	1,297	875	68	779	6,107
2. Administrative Review	370	263	0	55	17	0	288	993
3. Contempt of Court	226	86	7	233	41	14	59	666
4. Paternity / Legitimation	178	65	8	100	38	8	47	444
5. Judicial Review	132	81	4	30	6	0	91	344
6. Other	65	27	4	45	14	4	9	168
<u>Court Staff</u>								
1. Judicial Review	3,798	470	129	2,535	297	121	303	7,653
2. Administrative Review	2,076	2,266	86	1,377	1,003	54	16	6,878
3. Violation of Probation	1,371	927	67	588	361	38	55	3,407
4. Contempt of Court	430	71	12	371	44	15	5	948
5. Other	431	121	13	271	43	5	31	915
6. Violation of a Valid Court Order	332	131	11	256	106	15	43	894
<u>Social Agency</u>								
1. Dependency / Neglect	47	236	6	27	271	5	10	602
2. Violation of Probation	138	19	1	84	5	2	15	264
3. Administrative Review	9	110	0	7	127	1	1	255
4. Termination of Parental Rights	21	76	2	18	75	3	6	201
5. Other	44	23	8	51	37	6	3	172
6. Judicial Review	44	1	1	14	0	1	0	61
<u>Other Court</u>								
1. Other	55	18	2	25	14	2	11	127
2. Theft of Property	54	8	2	49	10	0	2	125
3. Possession / Consumption of Alcohol	28	0	1	21	0	0	0	50
4. Visitation	3	4	0	5	2	0	27	41
5. Assault	18	5	1	5	1	0	1	31
6. Vandalism	15	3	0	2	3	0	0	23

**TENNESSEE COUNCIL OF JUVENILE AND FAMILY COURT JUDGES
2008 ANNUAL JUVENILE COURT STATISTICAL REPORT**

Six Most Frequent Referral Reasons by Source, Race and Sex for CY 2008

	White Male	African American Male	Other Race Male	White Female	African American Female	Other Race Female	Unknown Race or Sex	Total
<u>Victim</u>								
1. Theft of Property	357	119	8	491	105	16	25	1,121
2. Assault	329	204	29	175	105	8	20	870
3. Vandalism	147	46	3	28	13	1	9	247
4. Harassment	72	5	4	52	13	1	3	150
5. Other	61	16	5	48	3	3	6	142
6. Criminal Trespass	39	11	1	16	2	0	2	71
<u>Child & Parent</u>								
1. Child Support	61	12	15	61	18	9	44	220
2. Other	30	8	2	23	8	2	7	80
3. Assault	40	6	1	16	2	1	1	67
4. Paternity / Legitimation	18	4	6	23	2	3	6	62
5. Contempt of Court	8	4	7	12	7	6	5	49
6. Custody	9	0	0	11	3	0	0	23
<u>Hospital</u>								
1. Request for Medical Treatment	86	2	0	80	4	0	0	172
2. Paternity / Legitimation	11	0	1	9	0	3	1	25
3. Other	2	0	0	0	0	0	0	2
4. Aggravated Robbery	0	1	0	0	0	0	0	1
5. Dependency / Neglect	0	0	0	1	0	0	0	1
6. Esp. Aggravated Kidnapping	1	0	0	0	0	0	0	1
<u>Unknown</u>								
1. Other	118	174	22	96	113	15	105	643
2. Child Support	90	32	8	84	24	9	36	283
3. Visitation	6	25	2	9	7	0	14	63
4. Paternity / Legitimation	5	10	4	10	13	0	5	47
5. Custody	14	3	1	11	5	2	7	43
6. Unruly Behavior	11	2	1	6	2	0	0	22
<u>Other</u>								
1. Other	922	958	102	768	662	91	572	4,075
2. Child Support	239	689	41	170	562	40	785	2,526
3. Paternity / Legitimation	61	214	7	34	186	7	218	727
4. Custody	152	69	13	170	79	11	109	603
5. Judicial Review	222	17	2	192	13	3	12	461
6. Dependency / Neglect	109	45	12	93	59	9	45	372

TENNESSEE COUNCIL OF JUVENILE AND FAMILY COURT JUDGES 2008 ANNUAL JUVENILE COURT STATISTICAL REPORT

SOURCE OF REFERRALS BY TYPE OF OFFENSE, RACE, AND SEX - 2008

Tables on the following pages show the source of referrals by type of offense, race, and sex of juveniles. The types of offense are; Delinquent, Status/Unruly, Dependency and Neglect, Other Violations, Special Proceedings, and Other.

Law Enforcement personnel referred juveniles for Delinquent offenses at 61,923 or 79.6% of the time, Court Staff referred juveniles for Delinquent offenses at 5,744 or 7.4% of the time, and Victims referred juveniles for Delinquent Offenses at 2,785 or 3.6% of the time. The largest percentages of all Delinquent referrals which totaled 77,754, by race and gender were as follows: White males at 31,734 or 40.8%, African American males at 20,357 or 26.2%, White females at 13,891 or 17.9%, and African American females at 8,271 or 10.6%.

School personnel referred juveniles for Status/Unruly offenses at 10,844 or 41.0% of the time, Law Enforcement personnel referred juveniles for Status/Unruly offenses at 8,667 or 32.8% of the time, and Parents referred juveniles for Status/Unruly offenses at 3,516 or 13.3% of the time. The largest percentages of Status/Unruly referrals by race and gender were as follows: White males at 10,944 or 41.4%, White females at 7,416 or 28.1%, African American males at 3,920 or 14.8% and African American females at 2,673 or 10.1%.

The Department of Children's Services (DCS) referred juveniles for Dependency and Neglect at 5,756 or 54.3% of the time, Parents referred juveniles for Dependency and Neglect at 1,846 or 17.4% of the time, Social Agency referrals made up 803 or 7.6% of the Dependency and Neglect referrals, and Relatives referred juveniles for Dependency and Neglect at 715 or 6.7% of the time. The largest percentages of Dependency and Neglect referrals by race and gender were as follows: White females at 3,188 or 30.1%, White males at 3,160 or 29.8%, African American males at 1,610 or 15.2%, and African American females at 1,582 or 14.9%.

Court Staff referred juveniles for Special Proceedings at 14,973 or 29.3% of the time, the District Attorney's office referred juveniles for Special Proceedings at 7,961 or 15.6% of the time, the Department of Children's Services (DCS) referred juveniles for Special Proceedings at 7,722 or 15.1% of the time, and Parents referred juveniles for Special Proceedings at 7,355 or 14.4% of the time. The largest percentages of Special Proceeding referrals by race and gender were as follows: White males at 17,513 or 34.3%, White females at 13,546 or 26.5%, African American males at 8,348 or 16.3%, and African American females at 5,703 or 11.2%.

Please note that each juvenile court used their own methods for filing Dependency and Neglect petitions and the court personnel responsible for these actions may not be the same level or type in every court. This means that the juvenile data collector may not have seen the case or may not have received the data that results from the petition filed on a particular case. These issues indicated that the dependency and neglect data were under-reported.

**TENNESSEE COUNCIL OF JUVENILE AND FAMILY COURT JUDGES
2008 ANNUAL JUVENILE COURT STATISTICAL REPORT**

Source of Referrals by Type of Offense, Race and Sex for CY 2008

	White Male	African American Male	Other Race Male	White Female	African American Female	Other Race Female	Unknown Race or Sex	Total
<u>Delinquent</u>								
Law Enforcement	24,795	17,624	771	9,987	6,936	342	1,468	61,923
Court Staff	2,402	1,296	104	1,236	542	64	100	5,744
Victim	1,098	451	51	830	264	26	65	2,785
DCS	1,007	281	20	396	66	18	59	1,847
School	556	159	9	245	105	6	21	1,101
Parents	372	110	16	230	97	7	29	861
Other	346	152	11	189	85	1	52	836
Other State Department	318	79	7	235	64	2	91	796
District Attorney's Office	242	99	7	238	46	14	59	705
Other Court	247	35	6	107	27	0	5	427
Social Agency	165	32	5	100	7	2	19	330
Child & Parent	80	13	10	43	11	7	6	170
Relatives	53	12	1	32	13	1	6	118
Self	28	10	2	12	4	0	5	61
Unknown	16	2	3	6	4	0	1	32
CSA	8	1	1	4	0	0	0	14
Hospital	1	1	1	1	0	0	0	4
Totals	31,734	20,357	1,025	13,891	8,271	490	1,986	77,754

<u>Status/Unruly</u>								
School	4,628	1,151	129	3,419	1,022	96	399	10,844
Law Enforcement	3,760	1,808	125	1,836	782	95	261	8,667
Parents	1,231	463	50	1,234	426	51	61	3,516
Court Staff	754	283	42	551	269	34	71	2,004
DCS	247	103	12	149	80	13	9	613
Relatives	110	47	5	95	38	2	7	304
Other	85	35	1	54	34	2	8	219
Social Agency	36	12	0	13	11	0	2	74
Victim	36	3	0	22	3	0	0	64
Unknown	16	4	1	15	3	0	0	39
Other Court	15	2	0	13	2	0	0	32
Child & Parent	9	2	3	5	1	0	0	20
CSA	6	3	0	4	1	0	0	14
Other State Department	5	1	0	3	1	0	4	14
Self	4	2	0	2	0	0	2	10
District Attorney's Office	1	1	0	1	0	0	0	3
Hospital	1	0	0	0	0	0	0	1
Totals	10,944	3,920	368	7,416	2,673	293	824	26,438

**TENNESSEE COUNCIL OF JUVENILE AND FAMILY COURT JUDGES
2008 ANNUAL JUVENILE COURT STATISTICAL REPORT**

Source of Referrals by Type of Offense, Race and Sex for CY 2008

	White Male	African American Male	Other Race Male	White Female	African American Female	Other Race Female	Unknown Race or Sex	Total
<u>Dependency and Neglect</u>								
DCS	2,170	387	97	2,236	334	84	448	5,756
Parents	274	612	30	278	589	20	43	1,846
Social Agency	68	312	8	45	346	8	16	803
Relatives	276	51	7	261	70	16	34	715
School	121	154	7	133	142	10	115	682
Other	130	54	16	111	62	11	60	444
Court Staff	55	27	3	45	27	2	8	167
Law Enforcement	32	7	2	34	9	0	8	92
Self	15	0	0	20	2	0	0	37
Unknown	6	3	1	7	0	0	8	25
Other State Department	5	1	0	7	1	0	1	15
Other Court	3	1	0	2	0	0	2	8
Victim	0	1	0	5	0	0	0	6
CSA	4	0	0	1	0	0	0	5
District Attorney's Office	0	0	0	2	0	0	0	2
Child & Parent	1	0	0	0	0	0	0	1
Hospital	0	0	0	1	0	0	0	1
Totals	3,160	1,610	171	3,188	1,582	151	743	10,605

<u>Other Violations</u>								
Court Staff	98	3	0	70	5	0	2	178
DCS	41	8	1	23	0	0	0	73
District Attorney's Office	28	0	0	11	0	0	0	39
Self	9	0	0	1	0	0	0	10
Parents	0	0	0	1	0	0	1	2
Other Court	1	0	0	0	0	0	0	1
Relatives	1	0	0	0	0	0	0	1
Social Agency	0	0	0	1	0	0	0	1
Victim	1	0	0	0	0	0	0	1
Child & Parent	0	0	0	0	0	0	0	0
CSA	0	0	0	0	0	0	0	0
Hospital	0	0	0	0	0	0	0	0
Law Enforcement	0	0	0	0	0	0	0	0
Other	0	0	0	0	0	0	0	0
Other State Department	0	0	0	0	0	0	0	0
School	0	0	0	0	0	0	0	0
Unknown	0	0	0	0	0	0	0	0
Totals	179	11	1	107	5	0	3	306

**TENNESSEE COUNCIL OF JUVENILE AND FAMILY COURT JUDGES
2008 ANNUAL JUVENILE COURT STATISTICAL REPORT**

Source of Referrals by Type of Offense, Race and Sex for CY 2008

	White Male	African American Male	Other Race Male	White Female	African American Female	Other Race Female	Unknown Race or Sex	Total
<u>Special Proceedings</u>								
Court Staff	5,952	2,873	223	4,018	1,384	179	344	14,973
District Attorney's Office	2,549	1,627	74	1,485	937	76	1,213	7,961
DCS	3,226	544	145	2,669	312	96	730	7,722
Parents	1,974	1,337	90	1,994	1,365	94	501	7,355
Other	764	1,021	68	641	859	67	1,154	4,574
Relatives	1,171	422	59	1,219	402	78	268	3,619
Other State Department	779	252	14	670	180	12	159	2,066
Self	307	23	13	221	19	2	25	610
Law Enforcement	246	32	5	137	26	2	16	464
Unknown	116	70	15	115	49	11	62	438
Social Agency	77	114	1	43	130	2	5	372
Child & Parent	98	17	21	103	24	12	51	326
School	122	9	1	115	6	3	18	274
Hospital	97	2	1	89	4	3	1	197
Other Court	23	5	0	17	4	0	35	84
CSA	9	0	0	6	2	0	1	18
Victim	3	0	0	4	0	0	4	11
Totals	17,513	8,348	730	13,546	5,703	637	4,587	51,064
<u>Other</u>								
Other	922	958	102	768	662	91	572	4,075
Law Enforcement	1,145	825	43	415	379	14	70	2,891
DCS	541	61	13	392	61	26	98	1,192
Parents	390	150	17	330	126	15	68	1,096
Court Staff	431	121	13	271	43	5	31	915
Unknown	118	174	22	96	113	15	105	643
School	139	8	3	177	14	1	59	401
Relatives	97	21	1	86	33	7	28	273
Self	134	28	2	46	9	3	20	242
Social Agency	44	23	8	51	37	6	3	172
District Attorney's Office	65	27	4	45	14	4	9	168
Victim	61	16	5	48	3	3	6	142
Other Court	55	18	2	25	14	2	11	127
Child & Parent	30	8	2	23	8	2	7	80
Other State Department	16	3	0	7	1	0	0	27
Hospital	2	0	0	0	0	0	0	2
CSA	0	0	0	1	0	0	0	1
Totals	4,190	2,441	237	2,781	1,517	194	1,087	12,447
All Referral Source Totals	67,720	36,687	2,532	40,929	19,751	1,765	9,230	178,614

**TENNESSEE COUNCIL OF JUVENILE AND FAMILY COURT JUDGES
2008 ANNUAL JUVENILE COURT STATISTICAL REPORT**

CHILDREN REFERRED FOR UNLAWFUL CARRYING/POSSESSION OF A WEAPON IN 2008

The following page contains information concerning children referred to juvenile court for Unlawful Carrying/Possession of a Weapon in 2008 by age, race and sex. The data showed there were a total number of children referred for Unlawful Carrying/Possession of a Weapon of 831 children.

The greatest number of the 831 children referred by age was at Age 17 with a total of 305 children or 36.7%, followed by Age 16 at 224 children or 27.0%, and Age 15 at 164 children or 19.7% of the total children referred in this category.

The greatest number of 831 children referred by race and gender was depicted as African American males at 516 or 62.1%, White males at 210 or 25.3%, African American females at 33 or 4.0%, and White females at 20 or 2.4% of the total children referred in this category.

The data also showed that among the total number of children referred for Unlawful Carrying/Possession of a Weapon in 2008, there were 42 or 5.1% whose race and sex fell in the "Unknown Race or Sex" category. This category includes some children whose race or sex were defined in the data but were grouped together into one total category of "Unknown Race or Sex" to accommodate space limitations of this report.

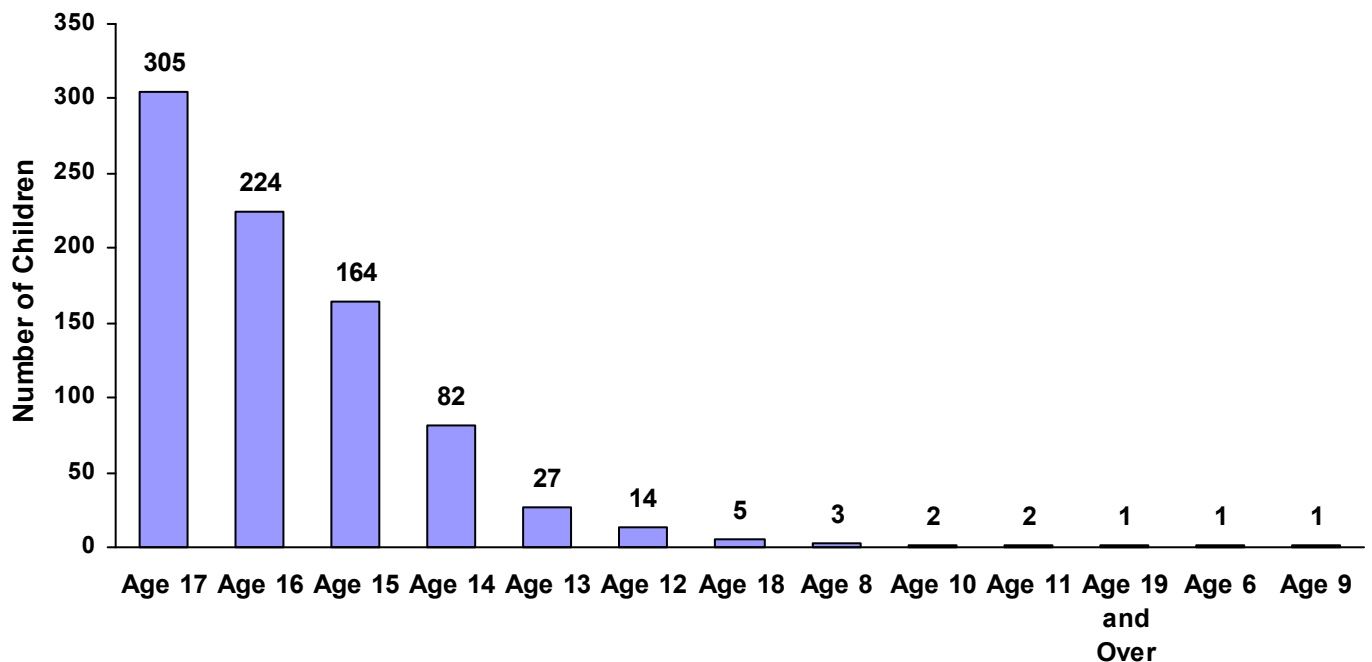
**TENNESSEE COUNCIL OF JUVENILE AND FAMILY COURT JUDGES
2008 ANNUAL JUVENILE COURT STATISTICAL REPORT**

Children Referred for Unlawful Carrying/Possession of a Weapon for CY 2008

Total Children = 91,832

	White Male	African American Male	Other Race Male	White Female	African American Female	Other Race Female	Unknown Race or Sex	Total	% of All Children Referred
Age Under 1	0	0	0	0	0	0	0	0	0.00%
Age 1	0	0	0	0	0	0	0	0	0.00%
Age 2	0	0	0	0	0	0	0	0	0.00%
Age 3	0	0	0	0	0	0	0	0	0.00%
Age 4	0	0	0	0	0	0	0	0	0.00%
Age 5	0	0	0	0	0	0	0	0	0.00%
Age 6	1	0	0	0	0	0	0	1	0.00%
Age 7	0	0	0	0	0	0	0	0	0.00%
Age 8	0	3	0	0	0	0	0	3	0.00%
Age 9	1	0	0	0	0	0	0	1	0.00%
Age 10	0	2	0	0	0	0	0	2	0.00%
Age 11	1	1	0	0	0	0	0	2	0.00%
Age 12	5	6	0	2	0	0	1	14	0.02%
Age 13	9	14	0	1	3	0	0	27	0.03%
Age 14	18	51	1	1	3	0	8	82	0.09%
Age 15	35	109	5	3	6	0	6	164	0.18%
Age 16	53	142	2	6	9	0	12	224	0.24%
Age 17	86	184	2	7	12	0	14	305	0.33%
Age 18	0	4	0	0	0	0	1	5	0.01%
Age 19 and Over	1	0	0	0	0	0	0	1	0.00%
Totals	210	516	10	20	33	0	42	831	

Total Children Referred for Unlawfully Carrying/Possessing Weapons



**TENNESSEE COUNCIL OF JUVENILE AND FAMILY COURT JUDGES
2008 ANNUAL JUVENILE COURT STATISTICAL REPORT**

CHILDREN REFERRED FOR CARRYING WEAPONS ON SCHOOL PROPERTY - 2008

The following page contains information concerning children referred to juvenile court for Carrying Weapons on School Property in 2008 by age, race and sex. The data showed there were a total number of children referred for Carrying Weapons on School Property of 496 children.

The greatest number of the 496 children referred by age was at Age 16 with a total of 103 children or 20.8%, followed by Age 15 at 96 children or 19.4%, Age 14 at 87 children or 17.5%, and Age 17 at 78 children or 15.7%.

The greatest number of the 496 children referred by race and gender was depicted as White males at 193 or 38.9%, followed by African American males at 173 or 34.9%, African American females at 76 or 15.3%, and White females at 33 or 6.7%.

The data also showed that among the total 496 children referred for Carrying Weapons on School Property for 2008, there were 13 children or 2.6% of all children referred whose race or sex fell in the "Unknown Race or Sex" category. This category includes some children whose race or sex were defined in the data but were grouped together into one total category of "Unknown Race or Sex" to accommodate space limitations of this report.

**TENNESSEE COUNCIL OF JUVENILE AND FAMILY COURT JUDGES
2008 ANNUAL JUVENILE COURT STATISTICAL REPORT**

Children Referred for Carrying Weapons on School Property for CY 2008

Total Children = 91,832

	White Male	African American Male	Other Race Male	White Female	African American Female	Other Race Female	Unknown Race or Sex	Total	% of Children Referred
Age Under 1	0	0	0	0	0	0	0	0	0.00%
Age 1	0	0	0	0	0	0	0	0	0.00%
Age 2	0	0	0	0	0	0	0	0	0.00%
Age 3	0	0	0	0	0	0	0	0	0.00%
Age 4	0	0	0	0	0	0	0	0	0.00%
Age 5	0	0	0	0	0	0	0	0	0.00%
Age 6	0	1	0	0	0	0	0	1	0.00%
Age 7	0	1	0	0	0	0	0	1	0.00%
Age 8	2	4	0	0	0	0	0	6	0.01%
Age 9	1	5	1	0	2	0	1	10	0.01%
Age 10	1	5	0	0	1	0	0	7	0.01%
Age 11	8	8	0	2	1	0	1	20	0.02%
Age 12	12	9	0	2	4	1	0	28	0.03%
Age 13	20	19	1	5	11	0	1	57	0.06%
Age 14	30	35	0	4	13	1	4	87	0.09%
Age 15	30	33	1	6	21	0	5	96	0.10%
Age 16	49	29	0	6	18	0	1	103	0.11%
Age 17	39	23	3	8	5	0	0	78	0.08%
Age 18	0	1	0	0	0	0	0	1	0.00%
Age 19 and Over	1	0	0	0	0	0	0	1	0.00%
Totals	193	173	6	33	76	2	13	496	

Total Children Referred for Carrying Weapons on School Property

