

**TENNESSEE COUNCIL OF JUVENILE AND FAMILY COURT JUDGES  
2008 ANNUAL JUVENILE COURT STATISTICAL REPORT**

**MANNER OF HANDLING THE REFERRAL - 2008**

Intake Actions at Referral by Race and Sex for CY 2008 table and chart showed the methods used at intake to initiate a referral into juvenile court totaled 178,614.

Of the 178,614 total intake actions, there were 105,028 or 58.8% that involved Petitions filed. Motions that were filed totaled 9,477 or 5.3% of all Intake Actions. Citations Processed were 37,248 or 20.9%, which Law Enforcement may use in lieu of a petition. Notices of Acknowledgment of Paternity Processed totaled 34 notices or 0.02% of all Intake Actions.

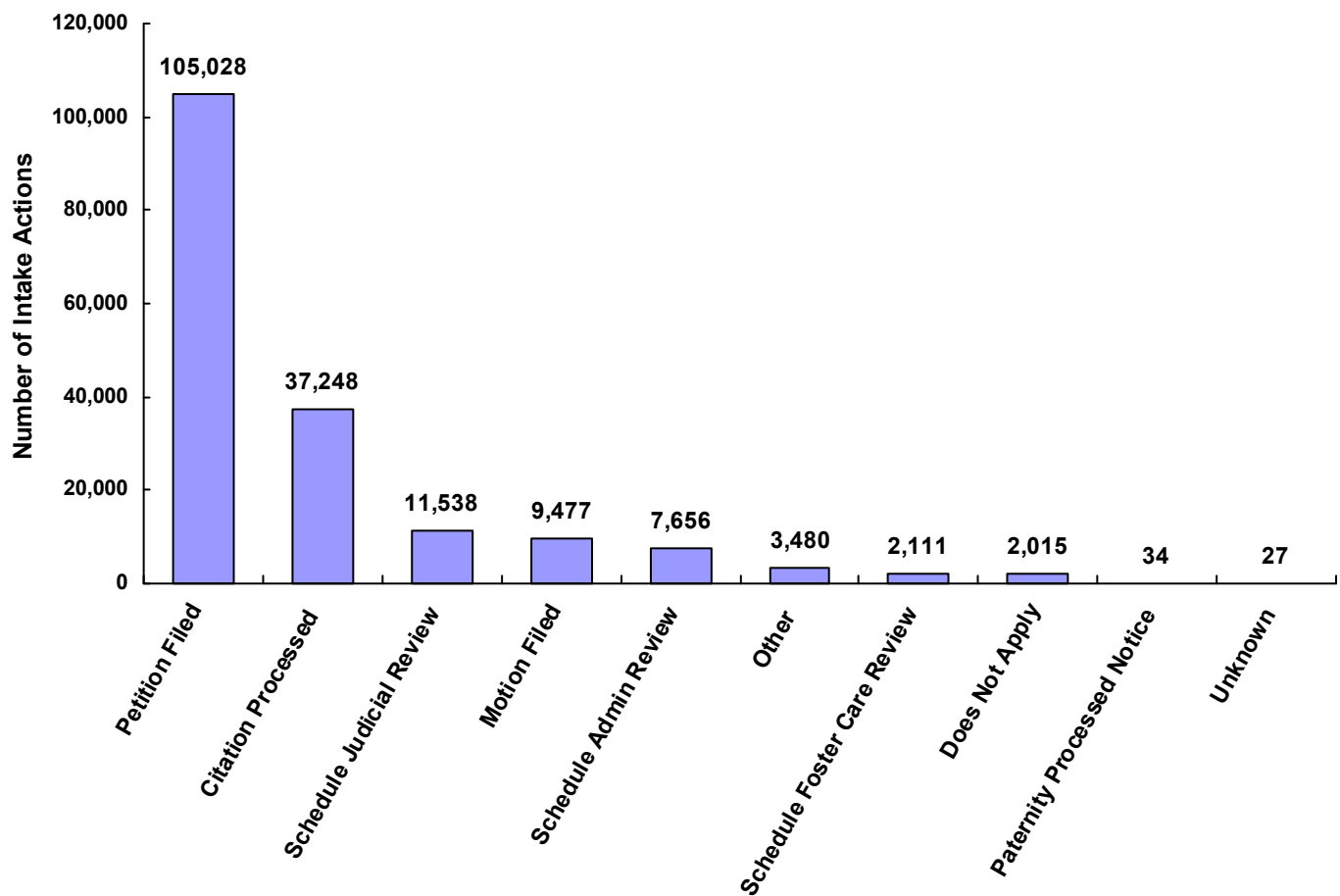
Scheduling of Judicial Reviews at 11,538, Scheduling of Administrative Reviews at 7,656, and Scheduling of Foster Care Reviews at 2,111 accounted for 21,305 or 11.9% of all Intake Actions.

**TENNESSEE COUNCIL OF JUVENILE AND FAMILY COURT JUDGES  
2008 ANNUAL JUVENILE COURT STATISTICAL REPORT**

**Intake Actions at Referral by Race and Sex for CY 2008**

	White Male	African American Male	Other Race Male	White Female	African American Female	Other Race Female	Unknown Race or Sex	Total	% of Total Referrals
Petition Filed	40,950	19,164	1,586	24,486	11,437	1,032	6,373	105,028	58.80%
Motion Filed	3,152	1,488	226	2,389	1,011	181	1,030	9,477	5.31%
Citation Processed	12,262	12,237	315	6,125	5,293	218	798	37,248	20.85%
Paternity Processed Notice	20	0	0	9	0	1	4	34	0.02%
Schedule Judicial Review	5,646	784	214	3,756	477	176	485	11,538	6.46%
Schedule Admin Review	2,327	2,362	102	1,569	1,071	58	167	7,656	4.29%
Schedule Foster Care Review	794	236	27	644	150	34	226	2,111	1.18%
Unknown	8	1	0	13	1	1	3	27	0.02%
Does Not Apply	1,068	78	25	770	46	18	10	2,015	1.13%
Other	1,493	337	37	1,168	265	46	134	3,480	1.95%
<b>Totals</b>	<b>67,720</b>	<b>36,687</b>	<b>2,532</b>	<b>40,929</b>	<b>19,751</b>	<b>1,765</b>	<b>9,230</b>	<b>178,614</b>	

**Total Intake Actions at Referral**



**TENNESSEE COUNCIL OF JUVENILE AND FAMILY COURT JUDGES  
2008 ANNUAL JUVENILE COURT STATISTICAL REPORT**

**INTAKE ACTIONS OF REFERRALS BY CLASS OF OFFENSE, RACE, AND SEX - 2008**

The following pages contain information concerning Intake Actions of Referrals by Class of Offense, Race, and Sex for CY 2008 which totaled 178,614 actions.

These tables show all of the referrals for 2008 broken into nine (9) categories: Offenses against Persons, Offenses against Property, Illegal Conduct, Status Offenses, Dependency and Neglect, Other Violation Proceedings, Parentage, Special Proceedings, and Other.

The top four Intake Actions based on the total volume in each category were: Illegal Conduct at 50,888 or 28.5%, Status Offenses at 26,438 or 14.8%, Special Proceedings at 25,910 or 14.5%, and Parentage at 25,154, or 14.1%.

**TENNESSEE COUNCIL OF JUVENILE AND FAMILY COURT JUDGES  
2008 ANNUAL JUVENILE COURT STATISTICAL REPORT**

**Intake Actions of Referrals by Class of Offense, Race and Sex for CY 2008**

	White Male	African American Male	Other Race Male	White Female	African American Female	Other Race Female	Unknown Race or Sex	Total
<b><u>Offenses Against Persons</u></b>								
Petition Filed	2,988	2,088	126	1,130	837	50	137	<b>7,356</b>
Citation Processed	335	2,182	26	140	1,262	13	65	<b>4,023</b>
Scheduling of Judicial Review	42	18	8	13	14	1	4	<b>100</b>
Other	27	3	0	11	0	0	0	<b>41</b>
Does Not Apply	27	2	0	5	0	0	0	<b>34</b>
Motion Filed	11	9	2	2	3	0	3	<b>30</b>
Scheduling of Administrative Review	3	4	0	0	0	0	0	<b>7</b>
Notification of Paternity Processed	2	0	0	0	0	0	0	<b>2</b>
Scheduling of Foster Care Review	0	0	0	1	0	0	0	<b>1</b>
Unknown	0	0	0	0	0	0	0	<b>0</b>
<b>Totals</b>	<b>3,435</b>	<b>4,306</b>	<b>162</b>	<b>1,302</b>	<b>2,116</b>	<b>64</b>	<b>209</b>	<b>11,594</b>

<b><u>Offenses Against Property</u></b>								
Petition Filed	5,270	2,060	200	1,969	823	63	210	<b>10,595</b>
Citation Processed	661	2,273	35	475	856	23	67	<b>4,390</b>
Other	49	8	0	40	6	1	3	<b>107</b>
Scheduling of Judicial Review	56	6	4	31	8	1	0	<b>106</b>
Does Not Apply	30	1	0	16	2	1	0	<b>50</b>
Motion Filed	10	7	1	3	0	0	0	<b>21</b>
Scheduling of Administrative Review	1	0	0	1	0	0	0	<b>2</b>
Scheduling of Foster Care Review	1	0	0	0	0	0	0	<b>1</b>
Notification of Paternity Processed	0	0	0	0	0	0	0	<b>0</b>
Unknown	0	0	0	0	0	0	0	<b>0</b>
<b>Totals</b>	<b>6,078</b>	<b>4,355</b>	<b>240</b>	<b>2,535</b>	<b>1,695</b>	<b>89</b>	<b>280</b>	<b>15,272</b>

<b><u>Illegal Conduct</u></b>								
Petition Filed	12,579	5,418	406	5,041	2,065	161	903	<b>26,573</b>
Citation Processed	8,840	6,173	190	4,534	2,333	146	560	<b>22,776</b>
Other	314	25	7	164	24	3	11	<b>548</b>
Does Not Apply	215	22	3	169	9	0	0	<b>418</b>
Scheduling of Judicial Review	151	35	6	68	17	13	0	<b>290</b>
Motion Filed	113	22	11	74	12	13	23	<b>268</b>
Scheduling of Administrative Review	4	0	0	2	0	1	0	<b>7</b>
Notification of Paternity Processed	4	0	0	0	0	0	0	<b>4</b>
Scheduling of Foster Care Review	1	0	0	1	0	0	0	<b>2</b>
Unknown	0	1	0	1	0	0	0	<b>2</b>
<b>Totals</b>	<b>22,221</b>	<b>11,696</b>	<b>623</b>	<b>10,054</b>	<b>4,460</b>	<b>337</b>	<b>1,497</b>	<b>50,888</b>

**TENNESSEE COUNCIL OF JUVENILE AND FAMILY COURT JUDGES  
2008 ANNUAL JUVENILE COURT STATISTICAL REPORT**

**Intake Actions of Referrals by Class of Offense, Race and Sex for CY 2008**

	White Male	African American Male	Other Race Male	White Female	African American Female	Other Race Female	Unknown Race or Sex	Total
<b><u>Status Offenses</u></b>								
Petition Filed	7,798	2,606	276	5,705	1,874	228	685	19,172
Citation Processed	2,068	982	48	848	505	32	73	4,556
Other	461	235	6	429	182	8	53	1,374
Does Not Apply	336	31	17	249	26	13	4	676
Scheduling of Judicial Review	187	54	18	128	78	10	8	483
Scheduling of Administrative Review	68	2	1	42	1	1	0	115
Motion Filed	19	10	2	13	6	1	0	51
Unknown	2	0	0	2	1	0	1	6
Notification of Paternity Processed	3	0	0	0	0	0	0	3
Scheduling of Foster Care Review	2	0	0	0	0	0	0	2
<b>Totals</b>	<b>10,944</b>	<b>3,920</b>	<b>368</b>	<b>7,416</b>	<b>2,673</b>	<b>293</b>	<b>824</b>	<b>26,438</b>

<b><u>Dependency/Neglect</u></b>								
Petition Filed	3,005	1,565	168	3,029	1,558	150	725	10,200
Motion Filed	47	16	0	61	5	0	10	139
Other	59	3	2	52	2	1	5	124
Citation Processed	10	24	1	1	17	0	0	53
Scheduling of Judicial Review	21	1	0	28	0	0	3	53
Does Not Apply	6	0	0	7	0	0	0	13
Scheduling of Foster Care Review	3	1	0	8	0	0	0	12
Scheduling of Administrative Review	9	0	0	2	0	0	0	11
Notification of Paternity Processed	0	0	0	0	0	0	0	0
Unknown	0	0	0	0	0	0	0	0
<b>Totals</b>	<b>3,160</b>	<b>1,610</b>	<b>171</b>	<b>3,188</b>	<b>1,582</b>	<b>151</b>	<b>743</b>	<b>10,605</b>

<b><u>Other Violation Proceedings</u></b>								
Petition Filed	154	5	1	84	4	0	3	251
Motion Filed	19	5	0	16	0	0	0	40
Scheduling of Judicial Review	4	0	0	4	1	0	0	9
Other	1	1	0	3	0	0	0	5
Scheduling of Administrative Review	1	0	0	0	0	0	0	1
Citation Processed	0	0	0	0	0	0	0	0
Notification of Paternity Processed	0	0	0	0	0	0	0	0
Scheduling of Foster Care Review	0	0	0	0	0	0	0	0
Unknown	0	0	0	0	0	0	0	0
Does Not Apply	0	0	0	0	0	0	0	0
<b>Totals</b>	<b>179</b>	<b>11</b>	<b>1</b>	<b>107</b>	<b>5</b>	<b>0</b>	<b>3</b>	<b>306</b>

**TENNESSEE COUNCIL OF JUVENILE AND FAMILY COURT JUDGES  
2008 ANNUAL JUVENILE COURT STATISTICAL REPORT**

**Intake Actions of Referrals by Class of Offense, Race and Sex for CY 2008**

	White Male	African American Male	Other Race Male	White Female	African American Female	Other Race Female	Unknown Race or Sex	Total
<b><u>Parentage</u></b>								
Petition Filed	6,291	3,961	322	5,699	3,304	329	3,064	<b>22,970</b>
Motion Filed	394	78	31	312	49	24	81	<b>969</b>
Scheduling of Judicial Review	211	45	8	110	10	2	66	<b>452</b>
Does Not Apply	207	5	0	158	1	0	4	<b>375</b>
Scheduling of Administrative Review	131	0	1	93	0	0	0	<b>225</b>
Other	33	10	2	30	2	3	18	<b>98</b>
Notification of Paternity Processed	8	0	0	6	0	1	4	<b>19</b>
Scheduling of Foster Care Review	10	0	0	8	0	0	0	<b>18</b>
Unknown	6	0	0	9	0	1	2	<b>18</b>
Citation Processed	5	2	1	1	1	0	0	<b>10</b>
<b>Totals</b>	<b>7,296</b>	<b>4,101</b>	<b>365</b>	<b>6,426</b>	<b>3,367</b>	<b>360</b>	<b>3,239</b>	<b>25,154</b>
<b><u>Special Proceedings</u></b>								
Scheduling of Judicial Review	4,849	614	168	3,266	337	143	397	<b>9,774</b>
Scheduling of Administrative Review	2,103	2,356	100	1,420	1,070	56	167	<b>7,272</b>
Petition Filed	1,207	863	27	762	661	14	421	<b>3,955</b>
Scheduling of Foster Care Review	772	235	27	613	150	34	226	<b>2,057</b>
Motion Filed	785	126	35	680	73	21	107	<b>1,827</b>
Other	225	29	3	198	30	5	28	<b>518</b>
Does Not Apply	212	16	4	146	5	4	1	<b>388</b>
Citation Processed	62	8	1	32	10	0	1	<b>114</b>
Notification of Paternity Processed	2	0	0	3	0	0	0	<b>5</b>
Unknown	0	0	0	0	0	0	0	<b>0</b>
<b>Totals</b>	<b>10,217</b>	<b>4,247</b>	<b>365</b>	<b>7,120</b>	<b>2,336</b>	<b>277</b>	<b>1,348</b>	<b>25,910</b>
<b><u>Other</u></b>								
Motion Filed	1,754	1,215	144	1,228	863	122	806	<b>6,132</b>
Petition Filed	1,658	598	60	1,067	311	37	225	<b>3,956</b>
Citation Processed	281	593	13	94	309	4	32	<b>1,326</b>
Other	324	23	17	241	19	25	16	<b>665</b>
Scheduling of Judicial Review	125	11	2	108	12	6	7	<b>271</b>
Does Not Apply	35	1	1	20	3	0	1	<b>61</b>
Scheduling of Foster Care Review	5	0	0	13	0	0	0	<b>18</b>
Scheduling of Administrative Review	7	0	0	9	0	0	0	<b>16</b>
Notification of Paternity Processed	1	0	0	0	0	0	0	<b>1</b>
Unknown	0	0	0	1	0	0	0	<b>1</b>
<b>Totals</b>	<b>4,190</b>	<b>2,441</b>	<b>237</b>	<b>2,781</b>	<b>1,517</b>	<b>194</b>	<b>1,087</b>	<b>12,447</b>
<b>All Intake Action Totals</b>	<b>67,720</b>	<b>36,687</b>	<b>2,532</b>	<b>40,929</b>	<b>19,751</b>	<b>1,765</b>	<b>9,230</b>	<b>178,614</b>

## **TENNESSEE COUNCIL OF JUVENILE AND FAMILY COURT JUDGES 2008 ANNUAL JUVENILE COURT STATISTICAL REPORT**

### **DETENTION STATISTICS AT REFERRAL BY INDIVIDUAL CHILD BY RACE AND SEX - 2008**

One of the immediate decisions the court must make after receiving an offense-related referral is whether or not to detain the child. When the court believes that a child referred for offense-related reasons is in need of protection or may be a threat to the community, the court may elect to detain the child.

Detention Statistics of Children Referred by Race and Sex for CY 2008 revealed that of the total 91,832 children referred in 2008, there were 73,378 or 79.9% that fell into the "Does Not Apply" category and were not considered for detention. Those included in the "Does Not Apply" category are children that had referrals that did not make them eligible to be detained in a detention facility or the decision was made not to detain them.

The total children placed in a "Juvenile Detention Facility" were 9,961 or 10.9%. There are several alternatives to detention such as non-secure placement, which provides children with shelter and supervision in a setting that enables them to continue as many normal activities as possible. The 2008 data showed that there were 1,694 or 1.8% of the children referred that were placed in "Non-Secure Placement". Temporary Holding Resources (THR), emergency foster homes, and shelters constitute most of the non-secure placements used by juvenile courts.

Of the 91,832 children referred in 2008, there were 28 or 0.03% that were placed in adult jails completely separated from adult prisoners and 5 children or 0.01% that were placed in adult jails with no separation.

If a child's behavior and mental health status warrant, they may be placed in a secure psychiatric hospital setting. There were 199 children or 0.2% of all children referred in 2008 that were placed in a psychiatric hospital in lieu of juvenile detention.

The 2008 Detention Statistics at Referral by Individual Child by Race and Sex showed the number of children placed in a Juvenile Detention Facility depicted as follows: African American males at 3,944 or 4.3%, White males at 2,532 or 2.8%, African American females at 1,825 or 2.0%, and White females at 1,284 or 1.4%.

The total number of White males referred in 2008 at 33,825 was slightly more than twice the total number of African American males referred at 16,658. The total number of White females referred in 2008 at 22,780 was slightly more than twice the total number of African American females referred at 11,248.

Detention Statistics at Referral by Individual Case for CY 2008 showed those in the "Juvenile Detention Facility" category of 17,069 or 11.3% compared to the Detention Statistics at Referral by Individual Child by Race and Sex for CY 2008 of 9,961 or 10.9% in the same category. This was because the first report was based on total cases of 151,787 rather than total children of 91,832. A child may be referred to juvenile court multiple times which will increase the case count. The definition of case is "All referral reasons/charges reported to the court (via complaint, petition, motion, etc.) on a given day for a given child".

**TENNESSEE COUNCIL OF JUVENILE AND FAMILY COURT JUDGES  
2008 ANNUAL JUVENILE COURT STATISTICAL REPORT**

**Detention Statistics at Referral by Individual Child by Race and Sex for CY 2008**

	<b>White Male</b>	<b>African American Male</b>	<b>Other Race Male</b>	<b>White Female</b>	<b>African American Female</b>	<b>Other Race Female</b>	<b>Unknown Race or Sex</b>	<b>Total</b>	<b>% of Total Children</b>
Does Not Apply	28,045	11,143	906	19,378	8,317	751	4,838	<b>73,378</b>	<b>79.90%</b>
Juvenile Detention Facility	2,532	3,944	120	1,284	1,825	47	209	<b>9,961</b>	<b>10.85%</b>
Unknown	1,974	1,455	64	1,239	1,053	58	256	<b>6,099</b>	<b>6.64%</b>
Non-Secure Placement	905	86	14	603	44	9	33	<b>1,694</b>	<b>1.84%</b>
Other	254	8	4	189	4	1	8	<b>468</b>	<b>0.51%</b>
Psychiatric Hospital	100	21	1	72	4	1	0	<b>199</b>	<b>0.22%</b>
Jail - Complete Separation	11	1	1	14	1	0	0	<b>28</b>	<b>0.03%</b>
Jail - No Separation	4	0	0	1	0	0	0	<b>5</b>	<b>0.01%</b>
Jail - Partial Separation	0	0	0	0	0	0	0	<b>0</b>	<b>0.00%</b>
<b>Totals</b>	<b>33,825</b>	<b>16,658</b>	<b>1,110</b>	<b>22,780</b>	<b>11,248</b>	<b>867</b>	<b>5,344</b>	<b>91,832</b>	

**Detention Statistics at Referral by Individual Case for CY 2008**

	<b>Cases</b>	<b>% of Total Cases</b>
Does Not Apply	120,749	79.55%
Juvenile Detention Facility	17,069	11.25%
Unknown	10,376	6.84%
Non-Secure Placement	2,669	1.76%
Other	619	0.41%
Psychiatric Hospital	257	0.17%
Jail - Complete Separation	37	0.02%
Jail - No Separation	11	0.01%
Jail - Partial Separation	0	0.00%
	<b>151,787</b>	<b>100.00%</b>

Detention Statistics above are reported separately by Child and by Case. One child may have multiple cases.

Does Not Apply: Refers to cases not eligible for detention due to the type of Referral or the decision not to detain.

## **TENNESSEE COUNCIL OF JUVENILE AND FAMILY COURT JUDGES 2008 ANNUAL JUVENILE COURT STATISTICAL REPORT**

### **PLACEMENT AFTER SECURE DETENTION HEARING BY INDIVIDUAL CHILD BY RACE AND SEX - 2008**

Placement after Secure Detention Hearing by Individual Child, Race, and Sex for CY 2008 shows placement determinations for all children that were referred to juvenile court. The TCA Rules of Juvenile Procedure, Rule 6, Time Limits for Detention and Temporary Custody Preliminary Hearings, specifically state the following: "In the case of a child alleged to be delinquent, a detention hearing shall be held no later than seventy two (72) hours after the child is placed in detention to determine whether his or her detention is required."

Please note that secure detention hearings for detention determination must be held repeatedly until the child has been brought before the juvenile court for formal adjudication. If the child has not been brought before the juvenile court at the end of the seventy two (72) hour period, another secure detention hearing must be held in order to detain the child for a further seventy two (72) hour period.

Placement After Secure Detention Hearing by Individual Child by Race and Sex for CY 2008 statistics showed that of the 91,832 children who were referred to juvenile court, 78,761 children or 85.8% fell into the "Does Not Apply" category, 6,387 children or 7.0% fell into the "Returned to Prior Living Arrangement" category, 4,552 or 5.0% fell into the "Unknown" category, and 1,413 or 1.5% fell into the "Juvenile Detention Facility" category.

Of the 91,832 children referred in 2008, those in a Juvenile Detention Facility included: African American males at 652 or 0.71%, White males at 428 or 0.47%, African American females at 149 or 0.16%, and White females at 135 or 0.15%.

Placement after Secure Detention Hearing by Individual Case in 2008 showed placement determinations for all of the 151,787 cases that were referred to juvenile court. One child may have been referred multiple times which would increase the case count total. Remember that the definition of case is "All referral reasons/charges reported to the court (via complaint, petition, motion, etc.) on a given day for a given child". As there may be more than one referral for a given child, the statistics may be higher when considering cases.

Placement after Secure Detention Hearing by Individual Case for CY 2008 showed that 128,511 or 84.7% of all cases fell into the "Does Not Apply" category because those cases were not considered for detention. A total 12,065 or 8.0% of all cases were in the "Returned to Prior Living Arrangement" category, while 6,759 or 4.5% of all cases fell into the "Unknown/Not Reported" category, and 3,144 or 2.1% of all cases fell into the "Juvenile Detention Facility" category.

The 2008 data also revealed 42 cases from 19 children, or 0.02% of the 91,832 total children referred, that were placed in adult jails.

**TENNESSEE COUNCIL OF JUVENILE AND FAMILY COURT JUDGES  
2008 ANNUAL JUVENILE COURT STATISTICAL REPORT**

**Placement after Secure Detention Hearing by Individual Child by Race and Sex for CY 2008**

	<b>White Male</b>	<b>African American Male</b>	<b>Other Race Male</b>	<b>White Female</b>	<b>African American Female</b>	<b>Other Race Female</b>	<b>Unknown Race or Sex</b>	<b>Total</b>	<b>% of Total Children</b>
Does Not Apply	28,245	14,050	953	19,603	10,220	789	4,901	<b>78,761</b>	<b>85.77%</b>
Returned to Prior Living Arr	2,760	1,281	77	1,611	514	32	112	<b>6,387</b>	<b>6.96%</b>
Unknown	2,051	589	55	1,194	338	35	290	<b>4,552</b>	<b>4.96%</b>
Juvenile Detention Facility	428	652	17	135	149	6	26	<b>1,413</b>	<b>1.54%</b>
Other	177	13	2	149	6	3	6	<b>356</b>	<b>0.39%</b>
Foster Family Home	59	11	3	51	1	1	3	<b>129</b>	<b>0.14%</b>
Shelter / Group Home	44	23	1	33	9	0	3	<b>113</b>	<b>0.12%</b>
Psychiatric Hospital	56	32	2	1	8	1	2	<b>102</b>	<b>0.11%</b>
Jail	5	7	0	3	3	0	1	<b>19</b>	<b>0.02%</b>
<b>Totals</b>	<b>33,825</b>	<b>16,658</b>	<b>1,110</b>	<b>22,780</b>	<b>11,248</b>	<b>867</b>	<b>5,344</b>	<b>91,832</b>	

**Placement after Secure Detention Hearing by Individual Case for CY 2008**

	<b>Cases</b>	<b>% of Total Cases</b>
Does Not Apply	128,511	84.67%
Returned to Prior Living Arrangement	12,065	7.95%
Unknown	6,759	4.45%
Juvenile Detention Facility	3,144	2.07%
Other	500	0.33%
Foster Family Home	308	0.20%
Shelter / Group Home	293	0.19%
Psychiatric Hospital	165	0.11%
Jail	42	0.03%
	<b>151,787</b>	<b>100.00%</b>

Detention Statistics above are reported separately by Child and by Case. One child may have multiple cases.

Does Not Apply: Refers to cases not eligible for detention due to the type of Referral or the decision not to detain.

**TENNESSEE COUNCIL OF JUVENILE AND FAMILY COURT JUDGES  
2008 ANNUAL JUVENILE COURT STATISTICAL REPORT**

**DISPOSITIONAL PROCEDURES - 2008**

After a referral is made to the juvenile court, decisions are made regarding how the court will proceed. If the decision is made to handle the referral informally, two options are open to the court: Pretrial Diversion and Informal Adjustment. These two procedures are quite similar in that they are both a voluntary agreement between the court officer, the child, and the parents to address the problem but avoid a formal court hearing and an official finding of guilt. The difference between Pretrial Diversion and Informal Adjustment is the extent to which the Judge or Referee is involved. Pretrial Diversion requires judicial approval of the voluntary agreement. Informal Adjustment is subject to judicial approval, but does not require it prior to initiation. Dispositional Procedures for CY 2008 revealed that of the 178,614 referrals to juvenile court, a total of 7,973 or 4.5% were handled by Pretrial Diversion while 26,247 or 14.7% were by Informal Adjustment.

When the court believes that it is in the best interest of the child and/or the community, a Formal Adjudicatory Proceeding or Hearing is held regarding the child's referral to juvenile court. These statistics are shown in the report section titled Referrals Disposed by Formal Adjudicatory Proceedings. The adjudicatory hearing is a formal proceeding in which the Judge or Referee determines whether the motion made on behalf of the child (or the complaint made against the child) is substantiated. If substantiation of the motion/complaint occurs, a dispositional hearing must be held; this can happen either immediately or at a later date.

The 2008 statistics indicated that of the 178,614 referrals to juvenile court, a total of 74,213 or 41.5% resulted in a Formal Adjudicatory Proceeding. Of the Referrals Disposed by Formal Adjudicatory Proceedings, 45,833 or 25.7% were Substantiated, 22,388 or 12.5% were Dismissed, and 5,992 or 3.4% were Retired/Nolle Prosequi.

**TENNESSEE COUNCIL OF JUVENILE AND FAMILY COURT JUDGES  
2008 ANNUAL JUVENILE COURT STATISTICAL REPORT**

**Dispositional Procedures for CY 2008**

**Procedures used to Dispose or Adjust all Referrals**

	Number	% of All Referrals
Formally Adjudicated	74,213	41.55%
Informally Adjusted	26,247	14.69%
Transfer to Adult Court Hearings and Charges Cleared	988	0.55%
Otherwise Handled	77,166	43.20%
	<b>178,614</b>	<b>100.00%</b>

**Referrals Disposed by Formal Adjudicatory Proceedings**

	Number	% of All Referrals
Dismissed	22,388	12.53%
Retired / Nolle Prosequi	5,992	3.35%
Complaint Substantiated Delinquent	27,431	15.36%
Complaint Substantiated Status Offender	11,859	6.64%
Complaint Substantiated Dependent/Neglect	6,517	3.65%
Complaint Substantiated Abused	19	0.01%
Complaint Substantiated Mentally Ill	7	0.00%
	<b>74,213</b>	<b>41.54%</b>

**Referrals Disposed by Other Actions**

	Number	% of All Referrals
Informal Adjustment	26,247	14.69%
Transfer to Adult Court Hearing	943	0.53%
Charges Cleared by Transfer to Adult Court	45	0.03%
Pretrial Diversion	7,973	4.46%
Special Proceeding	28,348	15.87%
Review Concluded	6,334	3.55%
Case Held Open	22,615	12.66%
Other	11,896	6.66%
Unknown	0	0.00%
	<b>104,401</b>	<b>58.45%</b>

## **TENNESSEE COUNCIL OF JUVENILE AND FAMILY COURT JUDGES 2008 ANNUAL JUVENILE COURT STATISTICAL REPORT**

### **FORMAL AND INFORMAL ACTIONS BY RACE AND SEX - 2008**

Formal and Informal Action statistics showed that of the 178,614 referrals to juvenile court in 2008, the greatest number of those were handled in the following manner: A total of 28,348 or 15.9% by "Special Proceeding", 27,431 or 15.4% were "Substantiated Delinquent", 26,247 or 14.7% by "Informal Adjustment", and 22,615 or 12.7% fell into the "Case Held Open" category.

Formal and Informal Actions by Race and Sex for 2008 depicted the following information:

In the "Special Proceedings" category of 28,348 total actions taken, White males totaled 9,855 or 34.8%, White females totaled 7,914 or 27.9%, African American males totaled 3,838 or 13.5%, and African American females totaled 2,963 or 10.5% of all referrals.

In the "Substantiated Delinquent" category of 27,431 total actions taken, a total of 12,121 or 44.2% were White males; African American males at 7,652 or 27.9%, White females at 4,223 or 15.4%, and African American females at 2,301 or 8.4%.

In the "Informal Adjustment" category of 22,615 total actions taken, the greatest number was African American males at 9,019 or 39.9%. White males were the second highest in this category with 7,027 or 31.1%, followed by African American females at 5,022 or 22.2%, and White females at 4,266 or 18.9%.

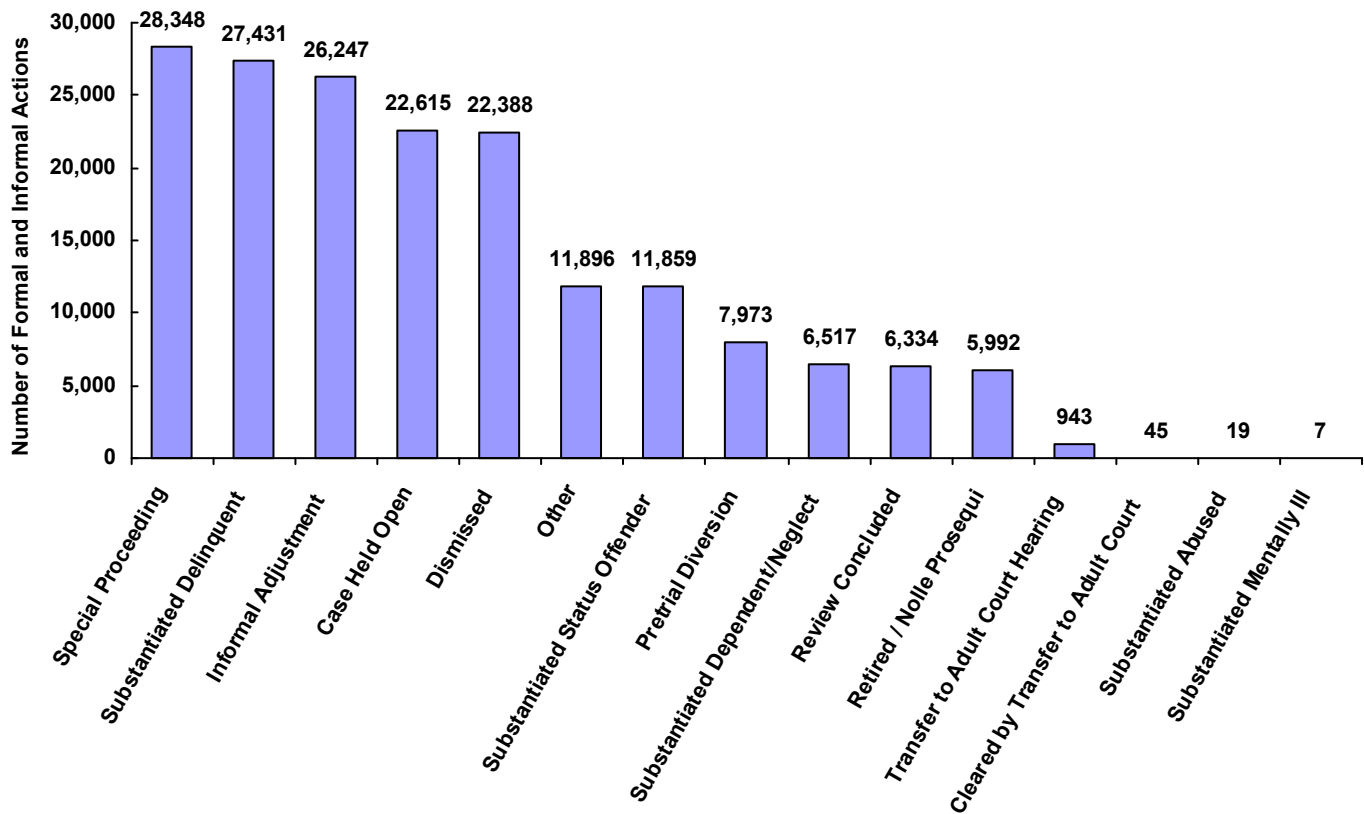
Formal and Informal Actions by Race and Sex for CY 2008 table and chart depict the complete breakdown of these statistics.

# TENNESSEE COUNCIL OF JUVENILE AND FAMILY COURT JUDGES 2008 ANNUAL JUVENILE COURT STATISTICAL REPORT

## Formal and Informal Actions by Race and Sex for CY 2008

	White Male	African American Male	Other Race Male	White Female	African American Female	Other Race Female	Unknown Race or Sex	Total	% of Total Referrals
Dismissed	9,181	3,632	267	5,821	2,500	204	783	22,388	12.53%
Retired / Nolle Prosequi	2,283	1,564	102	1,074	584	44	341	5,992	3.35%
Substantiated Delinquent	12,121	7,652	479	4,223	2,301	163	492	27,431	15.36%
Substantiated Status Offender	5,120	1,576	195	3,157	1,085	119	607	11,859	6.64%
Substantiated Dependent/Neglect	1,789	1,035	95	1,745	1,119	85	649	6,517	3.65%
Substantiated Abused	7	1	0	10	0	0	1	19	0.01%
Substantiated Mentally Ill	6	0	0	1	0	0	0	7	0.00%
Informal Adjustment	7,027	9,019	153	4,266	5,022	131	629	26,247	14.69%
Pretrial Diversion	3,412	1,561	89	1,765	908	56	182	7,973	4.46%
Transfer to Adult Court Hearing	124	719	13	11	24	1	51	943	0.53%
Cleared by Transfer to Adult Court	24	13	0	8	0	0	0	45	0.03%
Special Proceeding	9,855	3,838	567	7,914	2,963	478	2,733	28,348	15.87%
Review Concluded	3,088	491	78	2,074	309	71	223	6,334	3.55%
Case Held Open	9,347	3,935	319	5,865	1,650	239	1,260	22,615	12.66%
Unknown	0	0	0	0	0	0	0	0	0.00%
Other	4,336	1,651	175	2,995	1,286	174	1,279	11,896	6.66%
<b>Totals</b>	<b>67,720</b>	<b>36,687</b>	<b>2,532</b>	<b>40,929</b>	<b>19,751</b>	<b>1,765</b>	<b>9,230</b>	<b>178,614</b>	

**Total Formal and Informal Actions**



## **TENNESSEE COUNCIL OF JUVENILE AND FAMILY COURT JUDGES 2008 ANNUAL JUVENILE COURT STATISTICAL REPORT**

### **FORMAL AND INFORMAL ACTIONS BY TYPE OF OFFENSE, RACE AND SEX - 2008**

The types of offenses are: Delinquent, Status, Dependency and Neglect, Other Violations, Special Proceedings, and Other. The tables on the following pages show how the different types of referrals were handled in detail.

Delinquent referrals totaled 77,754 with 23,021 or 29.6% that were found to be "Substantiated Delinquent". The next highest category of delinquent referrals involved "Informal Adjustment" at 19,177 or 24.6%, followed by those that were "Dismissed" at 11,224 or 14.5%, and "Pretrial Diversion" at 5,867 or 7.5%.

Status/Unruly referrals totaled 26,438 with 8,553 or 32.4% that were found to be "Complaint Substantiated Status Offender". The next highest actions in the status/unruly category were "Informal Adjustment" at 5,518 or 20.9% followed by those "Dismissed" at 3,668 or 13.9%, and 2,089 or 7.9% that were found to be "Complaint Substantiated Delinquent".

The Dependency and Neglect category of referrals totaled 10,605 with the highest number in "Complaint Substantiated Dependent/Neglect" at 3,982 or 37.6%. The next highest was for "Special Proceeding" at 2,022 or 19.1% followed by those in the "Case Held Open" category at 1,743 or 16.4% and those "Dismissed" at 1,350 or 12.7%.

The Other Violations category of referrals totaled 306 with the highest number in the "Complaint Substantiated Delinquent" category at 148 or 48.4%. The next highest action were those "Dismissed" at 47 or 15.4% followed by those handled by "Special Proceeding" at 37 or 12.1% and "Case Held Open" at 31 or 10.1%.

Special Proceedings referrals totaled 51,064 with 16,657 or 32.6% that were handled with a "Special Proceeding". The next highest group of 14,454 or 28.3% fell into the "Case Held Open" category, followed by 5,464 or 10.7% that were considered "Review Concluded", and 5,089 or 10.0% fell into the "Other" category.

The category titled Other included a total of 12,447 referrals. These referrals could not be placed in any other category because their description did not match the referral reasons currently available. "Special Proceeding" was the highest category of actions with 6,153 or 49.4% followed by "Other" at 1,817 or 14.6%, "Informal Adjustment" at 1,137 or 9.1%, and those "Dismissed" at 1,116 or 9.0%.

**TENNESSEE COUNCIL OF JUVENILE AND FAMILY COURT JUDGES  
2008 ANNUAL JUVENILE COURT STATISTICAL REPORT**

**Formal and Informal Actions by Type of Offense, Race and Sex for CY 2008**

	White Male	African American Male	Other Race Male	White Female	African American Female	Other Race Female	Unknown Race or Sex	Total
<b><u>Delinquent</u></b>								
Complaint Substantiated Delinquent	10,359	6,726	417	3,218	1,791	132	378	<b>23,021</b>
Informal Adjustment	4,537	7,253	96	2,717	3,976	84	514	<b>19,177</b>
Dismissed	5,480	1,841	132	2,654	851	89	177	<b>11,224</b>
Pretrial Diversion	2,735	1,125	77	1,254	530	34	112	<b>5,867</b>
Retired / Nolle Prosequi	1,688	1,219	81	730	407	26	230	<b>4,381</b>
Case Held Open	2,193	530	97	880	194	53	104	<b>4,051</b>
Other	1,699	340	32	859	132	21	132	<b>3,215</b>
Complaint Substantiated Status Offender	1,328	380	36	650	219	22	153	<b>2,788</b>
Special Proceeding	1,334	190	37	759	123	25	120	<b>2,588</b>
Transfer to Adult Court Hearing	105	699	11	6	19	1	49	<b>890</b>
Review Concluded	198	32	8	109	25	2	5	<b>379</b>
Complaint Substantiated Dependent/Neglect	59	11	1	45	4	1	11	<b>132</b>
Charges Cleared by Transfer to Adult Court	12	11	0	5	0	0	0	<b>28</b>
Complaint Substantiated Abused	3	0	0	5	0	0	1	<b>9</b>
Complaint Substantiated Mentally Ill	4	0	0	0	0	0	0	<b>4</b>
Unknown	0	0	0	0	0	0	0	<b>0</b>
<b>Totals</b>	<b>31,734</b>	<b>20,357</b>	<b>1,025</b>	<b>13,891</b>	<b>8,271</b>	<b>490</b>	<b>1,986</b>	<b>77,754</b>

<b><u>Status</u></b>								
Complaint Substantiated Status Offender	3,576	1,128	152	2,379	817	93	408	<b>8,553</b>
Informal Adjustment	2,154	1,182	44	1,331	684	44	79	<b>5,518</b>
Dismissed	1,509	450	43	1,137	395	39	95	<b>3,668</b>
Complaint Substantiated Delinquent	930	339	28	578	133	15	66	<b>2,089</b>
Case Held Open	879	188	51	668	197	44	22	<b>2,049</b>
Other	530	108	8	403	132	15	62	<b>1,258</b>
Retired / Nolle Prosequi	433	243	15	245	113	16	56	<b>1,121</b>
Pretrial Diversion	376	165	7	230	122	14	20	<b>934</b>
Special Proceeding	400	81	13	328	56	5	8	<b>891</b>
Review Concluded	89	12	3	58	8	4	2	<b>176</b>
Complaint Substantiated Dependent/Neglect	61	20	4	57	14	4	6	<b>166</b>
Transfer to Adult Court Hearing	4	3	0	1	2	0	0	<b>10</b>
Charges Cleared by Transfer to Adult Court	1	1	0	1	0	0	0	<b>3</b>
Complaint Substantiated Abused	1	0	0	0	0	0	0	<b>1</b>
Complaint Substantiated Mentally Ill	1	0	0	0	0	0	0	<b>1</b>
Unknown	0	0	0	0	0	0	0	<b>0</b>
<b>Totals</b>	<b>10,944</b>	<b>3,920</b>	<b>368</b>	<b>7,416</b>	<b>2,673</b>	<b>293</b>	<b>824</b>	<b>26,438</b>

**TENNESSEE COUNCIL OF JUVENILE AND FAMILY COURT JUDGES  
2008 ANNUAL JUVENILE COURT STATISTICAL REPORT**

**Formal and Informal Actions by Type of Offense, Race and Sex for CY 2008**

	White Male	African American Male	Other Race Male	White Female	African American Female	Other Race Female	Unknown Race or Sex	Total
<b><u>Dependency and Neglect</u></b>								
Complaint Substantiated Dependent/Neglect	1,094	675	60	1,065	716	54	318	3,982
Special Proceeding	786	155	50	778	148	46	59	2,022
Case Held Open	717	53	24	748	33	16	152	1,743
Dismissed	252	343	16	296	354	10	79	1,350
Other	123	105	11	109	103	12	46	509
Complaint Substantiated Delinquent	43	90	3	43	86	4	11	280
Complaint Substantiated Status Offender	32	50	3	32	43	4	42	206
Pretrial Diversion	26	49	1	32	41	0	11	160
Retired / Nolle Prosequi	23	36	0	23	25	0	22	129
Informal Adjustment	18	46	2	18	33	0	0	117
Review Concluded	43	6	1	39	0	5	3	97
Complaint Substantiated Abused	2	1	0	4	0	0	0	7
Complaint Substantiated Mentally Ill	1	0	0	0	0	0	0	1
Transfer to Adult Court Hearing	0	1	0	0	0	0	0	1
Charges Cleared by Transfer to Adult Court	0	0	0	1	0	0	0	1
Unknown	0	0	0	0	0	0	0	0
<b>Totals</b>	<b>3,160</b>	<b>1,610</b>	<b>171</b>	<b>3,188</b>	<b>1,582</b>	<b>151</b>	<b>743</b>	<b>10,605</b>

**Other Violations**

Complaint Substantiated Delinquent	90	5	1	49	2	0	1	148
Dismissed	26	1	0	20	0	0	0	47
Special Proceeding	18	5	0	12	2	0	0	37
Case Held Open	21	0	0	10	0	0	0	31
Complaint Substantiated Status Offender	4	0	0	5	0	0	1	10
Pretrial Diversion	3	0	0	6	0	0	0	9
Informal Adjustment	6	0	0	2	0	0	0	8
Other	6	0	0	2	0	0	0	8
Retired / Nolle Prosequi	3	0	0	0	1	0	1	5
Complaint Substantiated Dependent/Neglect	0	0	0	1	0	0	0	1
Transfer to Adult Court Hearing	1	0	0	0	0	0	0	1
Review Concluded	1	0	0	0	0	0	0	1
Complaint Substantiated Abused	0	0	0	0	0	0	0	0
Complaint Substantiated Mentally Ill	0	0	0	0	0	0	0	0
Charges Cleared by Transfer to Adult Court	0	0	0	0	0	0	0	0
Unknown	0	0	0	0	0	0	0	0
<b>Totals</b>	<b>179</b>	<b>11</b>	<b>1</b>	<b>107</b>	<b>5</b>	<b>0</b>	<b>3</b>	<b>306</b>

**TENNESSEE COUNCIL OF JUVENILE AND FAMILY COURT JUDGES  
2008 ANNUAL JUVENILE COURT STATISTICAL REPORT**

**Formal and Informal Actions by Type of Offense, Race and Sex for CY 2008**

	White Male	African American Male	Other Race Male	White Female	African American Female	Other Race Female	Unknown Race or Sex	Total
<b>Special Proceedings</b>								
Special Proceeding	5,545	2,195	343	4,724	1,793	297	1,760	16,657
Case Held Open	5,382	3,134	146	3,485	1,215	124	968	14,454
Review Concluded	2,657	436	63	1,784	263	56	205	5,464
Other	1,190	962	67	1,041	826	73	930	5,089
Dismissed	1,529	817	63	1,398	768	57	351	4,983
Complaint Substantiated Dependent/Neglect	515	322	29	519	375	21	308	2,089
Complaint Substantiated Delinquent	281	223	10	192	206	4	12	928
Pretrial Diversion	140	179	3	194	190	4	28	738
Informal Adjustment	100	44	1	94	43	0	8	290
Complaint Substantiated Status Offender	104	9	1	62	2	0	1	179
Retired / Nolle Prosequi	51	26	2	48	22	1	16	166
Transfer to Adult Court Hearing	10	0	2	4	0	0	0	16
Charges Cleared by Transfer to Adult Court	9	1	0	1	0	0	0	11
Complaint Substantiated Abused	0	0	0	0	0	0	0	0
Complaint Substantiated Mentally Ill	0	0	0	0	0	0	0	0
Unknown	0	0	0	0	0	0	0	0
<b>Totals</b>	<b>17,513</b>	<b>8,348</b>	<b>730</b>	<b>13,546</b>	<b>5,703</b>	<b>637</b>	<b>4,587</b>	<b>51,064</b>
<b>Other</b>								
Special Proceeding	1,772	1,212	124	1,313	841	105	786	6,153
Other	788	136	57	581	93	53	109	1,817
Informal Adjustment	212	494	10	104	286	3	28	1,137
Dismissed	385	180	13	316	132	9	81	1,116
Complaint Substantiated Delinquent	418	269	20	143	83	8	24	965
Case Held Open	155	30	1	74	11	2	14	287
Pretrial Diversion	132	43	1	49	25	4	11	265
Review Concluded	100	5	3	84	13	4	8	217
Retired / Nolle Prosequi	85	40	4	28	16	1	16	190
Complaint Substantiated Dependent/Neglect	60	7	1	58	10	5	6	147
Complaint Substantiated Status Offender	76	9	3	29	4	0	2	123
Transfer to Adult Court Hearing	4	16	0	0	3	0	2	25
Complaint Substantiated Abused	1	0	0	1	0	0	0	2
Charges Cleared by Transfer to Adult Court	2	0	0	0	0	0	0	2
Complaint Substantiated Mentally Ill	0	0	0	1	0	0	0	1
Unknown	0	0	0	0	0	0	0	0
<b>Totals</b>	<b>4,190</b>	<b>2,441</b>	<b>237</b>	<b>2,781</b>	<b>1,517</b>	<b>194</b>	<b>1,087</b>	<b>12,447</b>
<b>All Action Totals</b>	<b>67,720</b>	<b>36,687</b>	<b>2,532</b>	<b>40,929</b>	<b>19,751</b>	<b>1,765</b>	<b>9,230</b>	<b>178,614</b>

**TENNESSEE COUNCIL OF JUVENILE AND FAMILY COURT JUDGES  
2008 ANNUAL JUVENILE COURT STATISTICAL REPORT**

**FORMAL AND INFORMAL ACTIONS BY CLASS OF REFERRAL, RACE AND SEX – 2008**

Classes of Referral include Offenses Against Persons, Offenses Against Property, Illegal Conduct, Status Offenses, Dependency/Neglect, Other Violation Proceedings, Special Proceedings, and Other.

The 2008 data showed that of the 178,614 total referrals, Illegal Conduct was the class that had the highest number of referrals with 50,888 or 28.5%. The highest number was for White males at 22,217 or 43.7%, followed by African American males at 11,697 or 23.0%, White females at 10,058 or 19.8%, and African American females at 4,460 or 8.8%.

Total actions of 26,438 in the “Status Offenses” category showed the highest number for White males at 10,942 or 41.4%, followed by White females at 7,418 or 28.1%, African American males at 3,920 or 14.8%, and African American females at 2,673 or 10.1%.

Total actions of 25,910 in the “Special Proceedings” category showed the highest number for White males at 10,214 or 39.4%, followed by White females at 7,123 or 27.5%, African American males at 4,250 or 16.4%, and African American females at 2,336 or 9.0%.

Total actions of 25,154 in the “Parentage” category showed the highest number for White males at 7,296 or 29.0%, followed by White females at 6,428 or 25.6%, African American males at 4,098 or 16.3%, and African American females at 3,367 or 13.4%.

Total actions of 15,272 in the “Offenses Against Property” category showed the highest number for White males at 6,078 or 39.8%, followed by African American males at 4,355 or 28.5%, White females at 2,535 or 16.6%, and African American females at 1,695 or 11.1%.

Total actions of 12,447 in the “Other” category showed the highest number of White males at 4,190 or 33.7%, followed by White females at 2,781 or 22.3%, African American males at 2,441 or 19.6%, and African American females at 1,517 or 12.2%.

Total actions of 11,594 in the “Offenses Against Persons” category showed the highest number for African American males at 4,306 or 37.1%, followed by White males at 3,435 or 29.6%, African American females at 2,116 or 18.3%, and White females at 1,302 or 11.2%.

Total actions of 10,605 in the “Dependency/Neglect” category showed the highest number for White females at 3,188 or 30.1%, followed by White males at 3,160 or 29.8%, African American males at 1,610 or 15.2%, and African American females at 1,582 or 14.9%.

Total actions of 306 in the “Other Violation Proceedings” category showed the highest number for White males at 179 or 58.5%, followed by White females at 107 or 35.0%, African American males at 11 or 3.6%, and African American females at 5 or 1.6%.

**TENNESSEE COUNCIL OF JUVENILE AND FAMILY COURT JUDGES  
2008 ANNUAL JUVENILE COURT STATISTICAL REPORT**

**Formal and Informal Actions by Class of Referral, Race and Sex for CY 2008**

	White Male	African American Male	Other Race Male	White Female	African American Female	Other Race Female	Unknown Race or Sex	Total
<b><u>Offenses Against Persons</u></b>								
Complaint Substantiated Delinquent	1,281	1,307	53	376	438	23	48	3,526
Informal Adjustment	283	1,466	13	144	1,109	9	35	3,059
Dismissed	577	411	14	268	217	9	26	1,522
Pretrial Diversion	356	256	16	171	108	7	10	924
Case Held Open	371	154	23	140	59	9	6	762
Retired / Nolle Prosequi	200	281	23	74	135	5	43	761
Transfer to Adult Court Hearing	41	337	10	1	8	0	29	426
Special Proceeding	187	43	7	62	19	0	0	318
Other	70	28	1	29	8	1	5	142
Review Concluded	34	9	2	7	7	1	2	62
Complaint Substantiated Status Offender	17	10	0	13	8	0	4	52
Complaint Substantiated Dependent/Neglect	10	3	0	11	0	0	0	24
Complaint Substantiated Abused	3	0	0	5	0	0	1	9
Charges Cleared by Transfer to Adult Court	3	1	0	1	0	0	0	5
Complaint Substantiated Mentally Ill	2	0	0	0	0	0	0	2
Unknown	0	0	0	0	0	0	0	0
<b>Totals</b>	<b>3,435</b>	<b>4,306</b>	<b>162</b>	<b>1,302</b>	<b>2,116</b>	<b>64</b>	<b>209</b>	<b>11,594</b>

<b><u>Offenses Against Property</u></b>								
Complaint Substantiated Delinquent	2,827	1,853	136	851	458	25	78	6,228
Informal Adjustment	614	1,289	29	565	831	19	74	3,421
Pretrial Diversion	814	288	26	445	129	9	34	1,745
Dismissed	743	344	18	291	118	10	18	1,542
Retired / Nolle Prosequi	243	248	14	70	83	8	48	714
Case Held Open	380	89	11	118	24	10	8	640
Other	148	53	2	87	19	4	18	331
Special Proceeding	197	22	1	70	13	2	0	305
Transfer to Adult Court Hearing	28	147	1	1	7	1	0	185
Complaint Substantiated Status Offender	36	7	1	14	5	0	1	64
Review Concluded	34	6	1	15	5	0	0	61
Complaint Substantiated Dependent/Neglect	11	3	0	5	3	1	1	24
Charges Cleared by Transfer to Adult Court	3	6	0	3	0	0	0	12
Complaint Substantiated Abused	0	0	0	0	0	0	0	0
Complaint Substantiated Mentally Ill	0	0	0	0	0	0	0	0
Unknown	0	0	0	0	0	0	0	0
<b>Totals</b>	<b>6,078</b>	<b>4,355</b>	<b>240</b>	<b>2,535</b>	<b>1,695</b>	<b>89</b>	<b>280</b>	<b>15,272</b>

**TENNESSEE COUNCIL OF JUVENILE AND FAMILY COURT JUDGES  
2008 ANNUAL JUVENILE COURT STATISTICAL REPORT**

**Formal and Informal Actions by Class of Referral, Race and Sex for CY 2008**

	White Male	African American Male	Other Race Male	White Female	African American Female	Other Race Female	Unknown Race or Sex	Total
<b><u>Illegal Conduct</u></b>								
Complaint Substantiated Delinquent	6,251	3,566	228	1,991	895	84	252	13,267
Informal Adjustment	3,640	4,498	54	2,008	2,036	56	405	12,697
Dismissed	4,160	1,086	100	2,095	516	70	133	8,160
Pretrial Diversion	1,565	581	35	638	293	18	68	3,198
Retired / Nolle Prosequi	1,245	690	44	586	189	13	139	2,906
Other	1,481	259	29	743	105	16	109	2,742
Complaint Substantiated Status Offender	1,275	363	35	623	206	22	148	2,672
Case Held Open	1,442	287	63	622	111	34	90	2,649
Special Proceeding	950	125	29	627	91	23	120	1,965
Transfer to Adult Court Hearing	36	215	0	4	4	0	20	279
Review Concluded	130	17	5	87	13	1	3	256
Complaint Substantiated Dependent/Neglect	38	5	1	29	1	0	10	84
Charges Cleared by Transfer to Adult Court	6	4	0	1	0	0	0	11
Complaint Substantiated Mentally Ill	2	0	0	0	0	0	0	2
Complaint Substantiated Abused	0	0	0	0	0	0	0	0
Unknown	0	0	0	0	0	0	0	0
<b>Totals</b>	<b>22,221</b>	<b>11,696</b>	<b>623</b>	<b>10,054</b>	<b>4,460</b>	<b>337</b>	<b>1,497</b>	<b>50,888</b>

<b><u>Status Offenses</u></b>								
Complaint Substantiated Status Offender	3,576	1,128	152	2,379	817	93	408	8,553
Informal Adjustment	2,154	1,182	44	1,331	684	44	79	5,518
Dismissed	1,509	450	43	1,137	395	39	95	3,668
Complaint Substantiated Delinquent	930	339	28	578	133	15	66	2,089
Case Held Open	879	188	51	668	197	44	22	2,049
Other	530	108	8	403	132	15	62	1,258
Retired / Nolle Prosequi	433	243	15	245	113	16	56	1,121
Pretrial Diversion	376	165	7	230	122	14	20	934
Special Proceeding	400	81	13	328	56	5	8	891
Review Concluded	89	12	3	58	8	4	2	176
Complaint Substantiated Dependent/Neglect	61	20	4	57	14	4	6	166
Transfer to Adult Court Hearing	4	3	0	1	2	0	0	10
Charges Cleared by Transfer to Adult Court	1	1	0	1	0	0	0	3
Complaint Substantiated Abused	1	0	0	0	0	0	0	1
Complaint Substantiated Mentally Ill	1	0	0	0	0	0	0	1
Unknown	0	0	0	0	0	0	0	0
<b>Totals</b>	<b>10,944</b>	<b>3,920</b>	<b>368</b>	<b>7,416</b>	<b>2,673</b>	<b>293</b>	<b>824</b>	<b>26,438</b>

**TENNESSEE COUNCIL OF JUVENILE AND FAMILY COURT JUDGES  
2008 ANNUAL JUVENILE COURT STATISTICAL REPORT**

**Formal and Informal Actions by Class of Referral, Race and Sex for CY 2008**

	White Male	African American Male	Other Race Male	White Female	African American Female	Other Race Female	Unknown Race or Sex	Total
<b><u>Dependency/Neglect</u></b>								
Complaint Substantiated Dependent/Neglect	1,094	675	60	1,065	716	54	318	3,982
Special Proceeding	786	155	50	778	148	46	59	2,022
Case Held Open	717	53	24	748	33	16	152	1,743
Dismissed	252	343	16	296	354	10	79	1,350
Other	123	105	11	109	103	12	46	509
Complaint Substantiated Delinquent	43	90	3	43	86	4	11	280
Complaint Substantiated Status Offender	32	50	3	32	43	4	42	206
Pretrial Diversion	26	49	1	32	41	0	11	160
Retired / Nolle Prosequi	23	36	0	23	25	0	22	129
Informal Adjustment	18	46	2	18	33	0	0	117
Review Concluded	43	6	1	39	0	5	3	97
Complaint Substantiated Abused	2	1	0	4	0	0	0	7
Complaint Substantiated Mentally Ill	1	0	0	0	0	0	0	1
Transfer to Adult Court Hearing	0	1	0	0	0	0	0	1
Charges Cleared by Transfer to Adult Court	0	0	0	1	0	0	0	1
Unknown	0	0	0	0	0	0	0	0
<b>Totals</b>	<b>3,160</b>	<b>1,610</b>	<b>171</b>	<b>3,188</b>	<b>1,582</b>	<b>151</b>	<b>743</b>	<b>10,605</b>

**Other Violation Proceedings**

Complaint Substantiated Delinquent	90	5	1	49	2	0	1	148
Dismissed	26	1	0	20	0	0	0	47
Special Proceeding	18	5	0	12	2	0	0	37
Case Held Open	21	0	0	10	0	0	0	31
Complaint Substantiated Status Offender	4	0	0	5	0	0	1	10
Pretrial Diversion	3	0	0	6	0	0	0	9
Informal Adjustment	6	0	0	2	0	0	0	8
Other	6	0	0	2	0	0	0	8
Retired / Nolle Prosequi	3	0	0	0	1	0	1	5
Complaint Substantiated Dependent/Neglect	0	0	0	1	0	0	0	1
Transfer to Adult Court Hearing	1	0	0	0	0	0	0	1
Review Concluded	1	0	0	0	0	0	0	1
Complaint Substantiated Abused	0	0	0	0	0	0	0	0
Complaint Substantiated Mentally Ill	0	0	0	0	0	0	0	0
Charges Cleared by Transfer to Adult Court	0	0	0	0	0	0	0	0
Unknown	0	0	0	0	0	0	0	0
<b>Totals</b>	<b>179</b>	<b>11</b>	<b>1</b>	<b>107</b>	<b>5</b>	<b>0</b>	<b>3</b>	<b>306</b>

**TENNESSEE COUNCIL OF JUVENILE AND FAMILY COURT JUDGES  
2008 ANNUAL JUVENILE COURT STATISTICAL REPORT**

**Formal and Informal Actions by Class of Referral, Race and Sex for CY 2008**

	White Male	African American Male	Other Race Male	White Female	African American Female	Other Race Female	Unknown Race or Sex	Total
<b><u>Parentage</u></b>								
Special Proceeding	3,477	1,808	201	3,047	1,553	210	1,307	11,603
Other	925	857	65	880	722	70	889	4,408
Dismissed	1,023	672	53	997	593	47	333	3,718
Case Held Open	955	260	10	588	29	10	325	2,177
Complaint Substantiated Dependent/Neglect	359	77	21	373	76	15	291	1,212
Pretrial Diversion	122	175	2	188	190	4	28	709
Complaint Substantiated Delinquent	155	160	7	144	160	4	11	641
Review Concluded	114	48	2	76	5	0	41	286
Informal Adjustment	84	19	1	75	20	0	6	205
Complaint Substantiated Status Offender	54	2	1	39	0	0	0	96
Retired / Nolle Prosequi	23	22	2	15	19	0	8	89
Transfer to Adult Court Hearing	4	0	0	3	0	0	0	7
Charges Cleared by Transfer to Adult Court	1	1	0	1	0	0	0	3
Complaint Substantiated Abused	0	0	0	0	0	0	0	0
Complaint Substantiated Mentally Ill	0	0	0	0	0	0	0	0
Unknown	0	0	0	0	0	0	0	0
<b>Totals</b>	<b>7,296</b>	<b>4,101</b>	<b>365</b>	<b>6,426</b>	<b>3,367</b>	<b>360</b>	<b>3,239</b>	<b>25,154</b>

**Special Proceedings**

Case Held Open	4,427	2,874	136	2,897	1,186	114	643	12,277
Review Concluded	2,543	388	61	1,708	258	56	164	5,178
Special Proceeding	2,068	387	142	1,677	240	87	453	5,054
Dismissed	506	145	10	401	175	10	18	1,265
Complaint Substantiated Dependent/Neglect	156	245	8	146	299	6	17	877
Other	265	105	2	161	104	3	41	681
Complaint Substantiated Delinquent	126	63	3	48	46	0	1	287
Informal Adjustment	16	25	0	19	23	0	2	85
Complaint Substantiated Status Offender	50	7	0	23	2	0	1	83
Retired / Nolle Prosequi	28	4	0	33	3	1	8	77
Pretrial Diversion	18	4	1	6	0	0	0	29
Transfer to Adult Court Hearing	6	0	2	1	0	0	0	9
Charges Cleared by Transfer to Adult Court	8	0	0	0	0	0	0	8
Complaint Substantiated Abused	0	0	0	0	0	0	0	0
Complaint Substantiated Mentally Ill	0	0	0	0	0	0	0	0
Unknown	0	0	0	0	0	0	0	0
<b>Totals</b>	<b>10,217</b>	<b>4,247</b>	<b>365</b>	<b>7,120</b>	<b>2,336</b>	<b>277</b>	<b>1,348</b>	<b>25,910</b>

**TENNESSEE COUNCIL OF JUVENILE AND FAMILY COURT JUDGES  
2008 ANNUAL JUVENILE COURT STATISTICAL REPORT**

**Formal and Informal Actions by Class of Referral, Race and Sex for CY 2008**

	White Male	African American Male	Other Race Male	White Female	African American Female	Other Race Female	Unknown Race or Sex	Total
<b>Other</b>								
Special Proceeding	1,772	1,212	124	1,313	841	105	786	<b>6,153</b>
Other	788	136	57	581	93	53	109	<b>1,817</b>
Informal Adjustment	212	494	10	104	286	3	28	<b>1,137</b>
Dismissed	385	180	13	316	132	9	81	<b>1,116</b>
Complaint Substantiated Delinquent	418	269	20	143	83	8	24	<b>965</b>
Case Held Open	155	30	1	74	11	2	14	<b>287</b>
Pretrial Diversion	132	43	1	49	25	4	11	<b>265</b>
Review Concluded	100	5	3	84	13	4	8	<b>217</b>
Retired / Nolle Prosequi	85	40	4	28	16	1	16	<b>190</b>
Complaint Substantiated Dependent/Neglect	60	7	1	58	10	5	6	<b>147</b>
Complaint Substantiated Status Offender	76	9	3	29	4	0	2	<b>123</b>
Transfer to Adult Court Hearing	4	16	0	0	3	0	2	<b>25</b>
Complaint Substantiated Abused	1	0	0	1	0	0	0	<b>2</b>
Charges Cleared by Transfer to Adult Court	2	0	0	0	0	0	0	<b>2</b>
Complaint Substantiated Mentally Ill	0	0	0	1	0	0	0	<b>1</b>
Unknown	0	0	0	0	0	0	0	<b>0</b>
<b>Totals</b>	<b>4,190</b>	<b>2,441</b>	<b>237</b>	<b>2,781</b>	<b>1,517</b>	<b>194</b>	<b>1,087</b>	<b>12,447</b>
<b>All Action Totals</b>	<b>67,720</b>	<b>36,687</b>	<b>2,532</b>	<b>40,929</b>	<b>19,751</b>	<b>1,765</b>	<b>9,230</b>	<b>178,614</b>

**TENNESSEE COUNCIL OF JUVENILE AND FAMILY COURT JUDGES  
2008 ANNUAL JUVENILE COURT STATISTICAL REPORT**

**TRANSFERS TO ADULT COURT - 2008**

The 2008 data was analyzed to determine the number of children transferred to adult court for alleged delinquent offenses. The data showed that 392 children were transferred to adult court in 2008. The 361 males that were transferred comprised 92.1% and were the overwhelming majority of the 392 children transferred. African American males represented the highest group at 293 or 74.7% of the children transferred. White males represented the next highest group at 64 or 16.3% of the children transferred, while African American females represented 9 or 2.3%, and White females represented 4 or 1.0%.

The 293 African American males represented 4.6 times the 64 White males that were transferred to adult court. The 2008 juvenile data showed that delinquent White males totaled 27,536\* or 62.5% and delinquent African American males totaled 14,648\* or 33.2% of the delinquent juvenile population which totaled 44,053.

Delinquent African American males committed offenses listed under TCA §37-1-134(a)(1) "Transfer from juvenile court" at a higher rate in both frequency and percentage than delinquent White males. The combined total of African American and White males that were transferred to adult court in 2008 was 357. The majority of these children were seventeen (17) years of age at disposition and totaled 201 or 51.3% of the 392 children that were transferred followed by 69, or 17.6% that were sixteen (16) years of age at disposition.

Shelby County Juvenile Court reported the largest number of children transferred to adult court with 225 or 57.4% of the 392 children transferred statewide. Davidson County Juvenile Court reported the next highest number of children transferred to adult court with 47 or 12.1% of the 392 children transferred statewide. Forty (40) courts reported at least one child was transferred to adult court.

\*Please see "*Children with Delinquent Referrals by Race, and Sex for CY 2008*"

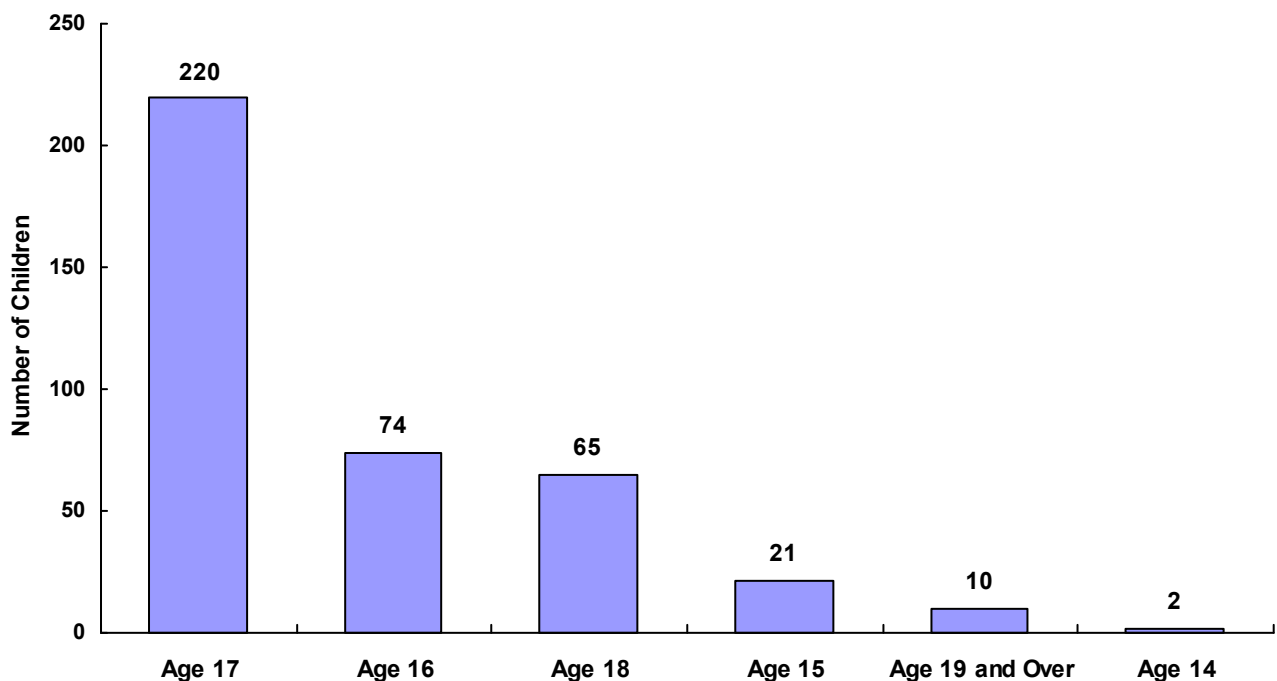
**TENNESSEE COUNCIL OF JUVENILE AND FAMILY COURT JUDGES  
2008 JUVENILE COURT STATISTICAL DATA ACROSS ALL COURTS**

**Children Transferred to Adult Court by Age at Disposition Date, Race and Sex for CY 2008**

**Total Children = 91,832**

	White Male	African American Male	Other Race Male	White Female	African American Female	Other Race Female	Unknown Race or Sex	Total	% of All Children Referred
Age Under 1	0	0	0	0	0	0	0	0	0.00%
Age 1	0	0	0	0	0	0	0	0	0.00%
Age 2	0	0	0	0	0	0	0	0	0.00%
Age 3	0	0	0	0	0	0	0	0	0.00%
Age 4	0	0	0	0	0	0	0	0	0.00%
Age 5	0	0	0	0	0	0	0	0	0.00%
Age 6	0	0	0	0	0	0	0	0	0.00%
Age 7	0	0	0	0	0	0	0	0	0.00%
Age 8	0	0	0	0	0	0	0	0	0.00%
Age 9	0	0	0	0	0	0	0	0	0.00%
Age 10	0	0	0	0	0	0	0	0	0.00%
Age 11	0	0	0	0	0	0	0	0	0.00%
Age 12	0	0	0	0	0	0	0	0	0.00%
Age 13	0	0	0	0	0	0	0	0	0.00%
Age 14	1	1	0	0	0	0	0	2	0.00%
Age 15	2	17	0	0	0	0	2	21	0.02%
Age 16	4	65	0	0	2	0	3	74	0.08%
Age 17	33	168	3	4	5	0	7	220	0.24%
Age 18	20	37	1	0	2	1	4	65	0.07%
Age 19 and Over	4	5	0	0	0	0	1	10	0.01%
<b>Totals</b>	<b>64</b>	<b>293</b>	<b>4</b>	<b>4</b>	<b>9</b>	<b>1</b>	<b>17</b>	<b>392</b>	

**Total Children Transferred to Adult Court**



**TENNESSEE COUNCIL OF JUVENILE AND FAMILY COURT JUDGES  
2008 ANNUAL JUVENILE COURT STATISTICAL REPORT**

**Children Transferred to Adult Court by Race, Sex and Court for CY 2008**

<b>Court</b>	<b>White Male</b>	<b>African American Male</b>	<b>Other Race Male</b>	<b>White Female</b>	<b>African American Female</b>	<b>Other Race Female</b>	<b>Unknown Race or Sex</b>	<b>Total</b>
Shelby	9	195	2	2	6	0	11	<b>225</b>
Davidson	4	37	1	0	0	0	5	<b>47</b>
Hamilton	4	20	0	0	1	0	0	<b>25</b>
Dyer	6	6	0	0	0	0	0	<b>12</b>
Madison	0	10	0	0	0	0	0	<b>10</b>
Montgomery	0	8	1	0	1	0	0	<b>10</b>
Maury	2	4	0	0	0	0	0	<b>6</b>
Knox	2	2	0	0	0	0	1	<b>5</b>
Hawkins	4	0	0	0	0	0	0	<b>4</b>
Lincoln	3	0	0	0	0	0	0	<b>3</b>
Marion	3	0	0	0	0	0	0	<b>3</b>
McMinn	2	1	0	0	0	0	0	<b>3</b>
Sumner	2	1	0	0	0	0	0	<b>3</b>
Benton	2	0	0	0	0	0	0	<b>2</b>
Cheatham	2	0	0	0	0	0	0	<b>2</b>
Dickson	1	1	0	0	0	0	0	<b>2</b>
Gibson	1	1	0	0	0	0	0	<b>2</b>
Henderson	1	1	0	0	0	0	0	<b>2</b>
Johnson	2	0	0	0	0	0	0	<b>2</b>
Lauderdale	0	2	0	0	0	0	0	<b>2</b>
Moore	1	0	0	1	0	0	0	<b>2</b>
Sullivan Div II	2	0	0	0	0	0	0	<b>2</b>
Bedford	0	0	0	1	0	0	0	<b>1</b>
Cannon	0	1	0	0	0	0	0	<b>1</b>
Chester	0	1	0	0	0	0	0	<b>1</b>
Claiborne	1	0	0	0	0	0	0	<b>1</b>
Hamblen	0	0	0	0	1	0	0	<b>1</b>
Henry	0	1	0	0	0	0	0	<b>1</b>
Hickman	0	0	0	0	0	1	0	<b>1</b>
Humphreys	1	0	0	0	0	0	0	<b>1</b>
Jefferson	1	0	0	0	0	0	0	<b>1</b>
Johnson City	1	0	0	0	0	0	0	<b>1</b>
Lawrence	1	0	0	0	0	0	0	<b>1</b>
Marshall	1	0	0	0	0	0	0	<b>1</b>
Monroe	1	0	0	0	0	0	0	<b>1</b>
Roane	1	0	0	0	0	0	0	<b>1</b>
Sevier	1	0	0	0	0	0	0	<b>1</b>
Stewart	1	0	0	0	0	0	0	<b>1</b>
Trousdale	1	0	0	0	0	0	0	<b>1</b>
Wilson	0	1	0	0	0	0	0	<b>1</b>
<b>Totals</b>	<b>64</b>	<b>293</b>	<b>4</b>	<b>4</b>	<b>9</b>	<b>1</b>	<b>17</b>	<b>392</b>

**TENNESSEE COUNCIL OF JUVENILE AND FAMILY COURT JUDGES  
2008 ANNUAL JUVENILE COURT STATISTICAL REPORT**

**Children Transferred to Adult Court Under Age 18 at Disposition Date by Race and Sex for CY 2008**

<b>Court</b>	<b>White Male</b>	<b>African American Male</b>	<b>Other Race Male</b>	<b>White Female</b>	<b>African American Female</b>	<b>Other Race Female</b>	<b>Unknown Race or Sex</b>	<b>Total</b>
Shelby	6	168	2	2	4	0	9	191
Davidson	2	32	1	0	0	0	3	38
Hamilton	2	19	0	0	1	0	0	22
Dyer	6	6	0	0	0	0	0	12
Madison	0	9	0	0	0	0	0	9
Montgomery	0	7	0	0	1	0	0	8
Maury	1	3	0	0	0	0	0	4
Lincoln	3	0	0	0	0	0	0	3
Dickson	1	1	0	0	0	0	0	2
Knox	1	1	0	0	0	0	0	2
Lauderdale	0	2	0	0	0	0	0	2
Marion	2	0	0	0	0	0	0	2
Moore	1	0	0	1	0	0	0	2
Sullivan Div II	2	0	0	0	0	0	0	2
Bedford	0	0	0	1	0	0	0	1
Benton	1	0	0	0	0	0	0	1
Cannon	0	1	0	0	0	0	0	1
Cheatham	1	0	0	0	0	0	0	1
Claiborne	1	0	0	0	0	0	0	1
Gibson	1	0	0	0	0	0	0	1
Hamblen	0	0	0	0	1	0	0	1
Hawkins	1	0	0	0	0	0	0	1
Henderson	1	0	0	0	0	0	0	1
Humphreys	1	0	0	0	0	0	0	1
Jefferson	1	0	0	0	0	0	0	1
Johnson	1	0	0	0	0	0	0	1
Johnson City	1	0	0	0	0	0	0	1
Lawrence	1	0	0	0	0	0	0	1
Marshall	1	0	0	0	0	0	0	1
McMinn	0	1	0	0	0	0	0	1
Stewart	1	0	0	0	0	0	0	1
Sumner	0	1	0	0	0	0	0	1
<b>Totals</b>	<b>40</b>	<b>251</b>	<b>3</b>	<b>4</b>	<b>7</b>	<b>0</b>	<b>12</b>	<b>317</b>

**TENNESSEE COUNCIL OF JUVENILE AND FAMILY COURT JUDGES  
2008 ANNUAL JUVENILE COURT STATISTICAL REPORT**

**Cases Transferred to Adult Court by Race, Sex and Court for CY 2008**

<b>Court</b>	<b>White Male</b>	<b>African American Male</b>	<b>Other Race Male</b>	<b>White Female</b>	<b>African American Female</b>	<b>Other Race Female</b>	<b>Unknown Race or Sex</b>	<b>Total</b>
Shelby	12	235	3	3	7	0	11	271
Davidson	5	55	1	0	0	0	8	69
Hamilton	6	25	0	0	5	0	0	36
Dyer	13	7	0	0	0	0	0	20
Madison	0	19	0	0	0	0	0	19
Maury	3	10	0	0	0	0	0	13
Knox	3	6	0	0	0	0	1	10
Montgomery	0	8	1	0	1	0	0	10
Lauderdale	0	7	0	0	0	0	0	7
Hawkins	6	0	0	0	0	0	0	6
Marion	6	0	0	0	0	0	0	6
Sumner	4	1	0	0	0	0	0	5
Gibson	2	1	0	0	0	0	0	3
Lincoln	3	0	0	0	0	0	0	3
McMinn	2	1	0	0	0	0	0	3
Benton	2	0	0	0	0	0	0	2
Cheatham	2	0	0	0	0	0	0	2
Dickson	1	1	0	0	0	0	0	2
Hamblen	0	0	0	0	2	0	0	2
Henderson	1	1	0	0	0	0	0	2
Johnson	2	0	0	0	0	0	0	2
Moore	1	0	0	1	0	0	0	2
Sevier	2	0	0	0	0	0	0	2
Sullivan Div II	2	0	0	0	0	0	0	2
Bedford	0	0	0	1	0	0	0	1
Cannon	0	1	0	0	0	0	0	1
Chester	0	1	0	0	0	0	0	1
Claiborne	1	0	0	0	0	0	0	1
Henry	0	1	0	0	0	0	0	1
Hickman	0	0	0	0	0	1	0	1
Humphreys	1	0	0	0	0	0	0	1
Jefferson	1	0	0	0	0	0	0	1
Johnson City	1	0	0	0	0	0	0	1
Lawrence	1	0	0	0	0	0	0	1
Marshall	1	0	0	0	0	0	0	1
Monroe	1	0	0	0	0	0	0	1
Roane	1	0	0	0	0	0	0	1
Stewart	1	0	0	0	0	0	0	1
Trousdale	1	0	0	0	0	0	0	1
Wilson	0	1	0	0	0	0	0	1
<b>Totals</b>	<b>88</b>	<b>381</b>	<b>5</b>	<b>5</b>	<b>15</b>	<b>1</b>	<b>20</b>	<b>515</b>

**TENNESSEE COUNCIL OF JUVENILE AND FAMILY COURT JUDGES  
2008 ANNUAL JUVENILE COURT STATISTICAL REPORT**

**Cases Transferred to Adult Court for Children Under Age 18 at Disposition Date by Race and Sex for CY 2008**

<b>Court</b>	<b>White Male</b>	<b>African American Male</b>	<b>Other Race Male</b>	<b>White Female</b>	<b>African American Female</b>	<b>Other Race Female</b>	<b>Unknown Race or Sex</b>	<b>Total</b>
Shelby	8	207	3	3	4	0	9	234
Davidson	3	49	1	0	0	0	4	57
Hamilton	4	24	0	0	5	0	0	33
Dyer	13	7	0	0	0	0	0	20
Madison	0	16	0	0	0	0	0	16
Montgomery	0	7	0	0	1	0	0	8
Lauderdale	0	7	0	0	0	0	0	7
Knox	1	5	0	0	0	0	0	6
Maury	2	4	0	0	0	0	0	6
Marion	5	0	0	0	0	0	0	5
Lincoln	3	0	0	0	0	0	0	3
Dickson	1	1	0	0	0	0	0	2
Gibson	2	0	0	0	0	0	0	2
Hamblen	0	0	0	0	2	0	0	2
Moore	1	0	0	1	0	0	0	2
Sullivan Div II	2	0	0	0	0	0	0	2
Bedford	0	0	0	1	0	0	0	1
Benton	1	0	0	0	0	0	0	1
Cannon	0	1	0	0	0	0	0	1
Cheatham	1	0	0	0	0	0	0	1
Claiborne	1	0	0	0	0	0	0	1
Hawkins	1	0	0	0	0	0	0	1
Henderson	1	0	0	0	0	0	0	1
Humphreys	1	0	0	0	0	0	0	1
Jefferson	1	0	0	0	0	0	0	1
Johnson	1	0	0	0	0	0	0	1
Johnson City	1	0	0	0	0	0	0	1
Lawrence	1	0	0	0	0	0	0	1
Marshall	1	0	0	0	0	0	0	1
McMinn	0	1	0	0	0	0	0	1
Stewart	1	0	0	0	0	0	0	1
Sumner	0	1	0	0	0	0	0	1
<b>Totals</b>	<b>57</b>	<b>330</b>	<b>4</b>	<b>5</b>	<b>12</b>	<b>0</b>	<b>13</b>	<b>421</b>

## TENNESSEE COUNCIL OF JUVENILE AND FAMILY COURT JUDGES 2008 ANNUAL JUVENILE COURT STATISTICAL REPORT

### INDIVIDUAL OUTCOME/DISPOSITIONAL ACTIONS BY RACE AND SEX - 2008

This portion of the annual report concerns individual dispositional actions taken by the juvenile courts in 2008. The tables on the following pages revealed that the most often reported specific dispositional choice was "Other" at 45,469 or 16.4% of the total number of dispositional actions. "Other" is not presented as the most often cited disposition in the paragraphs below because it is difficult to interpret the precise meaning of this choice.

The total dispositional outcome actions presented in the 2008 data was 277,279. Top three reported, excluding the category "Other" were "Held Open for Review" at 27,155 or 9.8%, "Court Costs" at 26,814 or 9.7%, and "Case Dismissed" at 23,756 or 8.6%.

The Individual Outcome/Dispositional Actions by Race and Sex 2008 table depicted the following information within the top three dispositional actions used in this analysis were as follows:

In the "Held Open for Review" category of 27,155 total outcomes, White males were the highest number at 11,026 or 40.6%, followed by White females at 7,201 or 26.5%, African American males at 4,243 or 15.6%, and African American females at 2,512 or 9.3%".

In the "Court Costs" category of 26,814 total outcomes, White males were the highest number at 13,389 or 49.9%, followed by White females at 7,529 or 28.1%, African American males at 3,003 or 11.2%, and African American females at 1,738 or 6.5%.

In the "Case Dismissed" category of 23,756 total outcomes, White males were the highest number at 8,475 or 35.7%, followed by White females at 5,707 or 24.0%, African American males at 4,890 or 20.6%, and African American females at 3,138 or 13.2%.

The three most often reported dispositional actions associated with White males were: "Court Costs" at 13,389, "Held Open for Review" at 11,026, and Case Dismissed, 8,475.

The three most often reported dispositional actions associated with White females were: "Court Costs" at 7,529, Held Open For Review, 7,201, and Case Dismissed at 5,707.

The three most often reported dispositional actions associated with African American males were: "Warned/Counseled" at 5,448, "Case Dismissed" at 4890, and "Held Open for Review" at 4,243.

The three most often reported dispositional actions associated with African American females were "Warned/Counseled" at 3,506, "Case Dismissed" at 3,138, and "Held Open for Review" at 2,512.

**TENNESSEE COUNCIL OF JUVENILE AND FAMILY COURT JUDGES  
2008 ANNUAL JUVENILE COURT STATISTICAL REPORT**

**Outcomes by Type Of Disposition, Race and Sex for CY 2008**

	<b>White Male</b>	<b>African American Male</b>	<b>Other Race Male</b>	<b>White Female</b>	<b>African American Female</b>	<b>Other Race Female</b>	<b>Unknown Race or Sex</b>	<b>Total</b>
<b><u>General Action Codes</u></b>								
Held Open For Review	11,026	4,243	376	7,201	2,512	307	1,490	<b>27,155</b>
Case Dismissed	8,475	4,890	249	5,707	3,138	238	1,059	<b>23,756</b>
Warned / Counseled	4,678	5,448	176	3,022	3,506	116	245	<b>17,191</b>
Public Service	6,703	1,793	168	3,286	897	85	226	<b>13,158</b>
Supervision / Probation to Juvenile Court	4,053	1,901	151	2,195	783	62	119	<b>9,264</b>
Fine	4,905	614	99	2,051	310	37	214	<b>8,230</b>
Case Retired or Nolle Prosequi	2,188	1,514	83	1,199	635	46	293	<b>5,958</b>
No Contact Order	2,323	869	103	1,502	457	39	222	<b>5,515</b>
Referred to Defensive Driving School	2,778	182	41	1,800	85	27	54	<b>4,967</b>
Placement with Relative / Other Individual	804	1,389	51	671	1,335	39	104	<b>4,393</b>
Referred for Alcohol and Drug Counseling	2,329	465	68	948	99	19	90	<b>4,018</b>
Referred for Mental Health Counseling	1,267	905	48	693	368	20	125	<b>3,426</b>
Restitution	1,707	813	61	513	171	7	54	<b>3,326</b>
Referral to Another Entity for Superv/Servc	1,145	464	32	841	338	28	52	<b>2,900</b>
Referral to Juvenile Court Educ-Based Pgm	1,503	217	42	798	141	23	40	<b>2,764</b>
House Arrest	1,138	636	58	562	218	27	26	<b>2,665</b>
Probation to Parents	1,042	432	43	488	159	19	103	<b>2,286</b>
Injunction Other than No Contact Order	682	471	29	498	280	16	147	<b>2,123</b>
Released from Probation	1,130	201	23	531	122	11	37	<b>2,055</b>
Driver's License Held Informally	982	350	13	401	53	7	19	<b>1,825</b>
Court Defined Curfew	770	293	29	401	140	14	19	<b>1,666</b>
Placement with City/Cnty Agcy/Facility	216	1,036	25	84	195	6	98	<b>1,660</b>
Dismissed from Pretrial Diversion	808	201	12	445	105	10	42	<b>1,623</b>
Dismissed from Informal Adjustment	611	165	4	420	135	3	25	<b>1,363</b>
Referred to Alcohol Safety School	478	124	9	187	21	4	17	<b>840</b>
Referred to Alternative School	204	41	3	80	18	4	9	<b>359</b>
Runaway Returned	72	45	3	85	54	5	5	<b>269</b>
Referred to Private Child Agency	102	8	8	55	6	3	0	<b>182</b>
Private Mental Health Placement	27	8	1	11	0	0	2	<b>49</b>
Voluntary Placement with DMHMR	7	1	1	1	0	0	0	<b>10</b>
Private MR Placement	3	0	0	1	0	0	0	<b>4</b>
<b>Totals</b>	<b>64,156</b>	<b>29,719</b>	<b>2,009</b>	<b>36,677</b>	<b>16,281</b>	<b>1,222</b>	<b>4,936</b>	<b>155,000</b>

**TENNESSEE COUNCIL OF JUVENILE AND FAMILY COURT JUDGES  
2008 ANNUAL JUVENILE COURT STATISTICAL REPORT**

**Outcomes by Type Of Disposition, Race and Sex for CY 2008**

	White Male	African American Male	Other Race Male	White Female	African American Female	Other Race Female	Unknown Race or Sex	Total
<b>Formal Action Codes</b>								
Placed Under a Valid Court Order	3,019	627	135	1,902	311	69	121	6,184
DCS Commitment - Custody	1,675	1,087	93	861	419	53	180	4,368
DCS Probation	2,174	509	42	694	142	27	25	3,613
DCS Commitment - Suspended	618	385	27	199	77	12	12	1,330
Other Intensive Probation	708	258	15	243	49	4	27	1,304
Transfer to Another Juvenile Court for Dispo	588	129	13	336	66	6	34	1,172
Supervision by DCS	482	52	9	392	24	7	27	993
Parental Rights Terminated	195	89	10	185	89	12	69	649
Transferred to Adult Court	88	381	5	5	15	1	20	515
DCS Intensive Probation	124	27	2	28	8	0	3	192
DCS Commitment - Determinate	40	33	5	5	1	1	0	85
DMHMR Involuntary Commitment	22	6	1	6	1	1	0	37
Parental Rights Not Terminated	9	0	0	5	0	1	0	15
<b>Totals</b>	<b>9,742</b>	<b>3,583</b>	<b>357</b>	<b>4,861</b>	<b>1,202</b>	<b>194</b>	<b>518</b>	<b>20,457</b>

**Special Proceedings**

Court Costs	13,389	3,003	373	7,529	1,738	262	520	26,814
Custody Changed	2,824	449	157	2,479	396	140	442	6,887
Child Support Granted	1,590	736	75	1,371	549	73	1,128	5,522
Foster Care Continued	1,961	554	88	1,871	336	90	475	5,375
Visitation Changed	1,301	342	42	1,431	353	40	403	3,912
Custody Unchanged	1,147	159	43	1,046	113	38	191	2,737
Paternity Determined / Child Legitimated	386	279	26	247	257	20	268	1,483
Child Support Amended	396	160	20	403	139	22	91	1,231
Foster Care Terminated	317	61	9	250	60	10	50	757
Visitation Unchanged	297	19	11	282	17	6	58	690
Order of Reference to DCS	134	20	3	102	24	2	17	302
Child Support Terminated	79	55	7	64	46	1	17	269
Voluntary Acknowledgement of Paternity	59	12	2	36	7	3	7	126
Paternity Not Determ/Child Not Legitimated	22	15	5	20	8	1	21	92
Request for Medical Treatment Granted	23	15	2	21	15	3	2	81
Child Support Denied	26	1	2	23	2	2	12	68
Consent to Marry Granted	0	1	0	4	0	0	0	5
Consent to Marry Denied	1	0	0	1	0	0	0	2
Request for Medical Treatment Denied	0	0	0	0	0	0	0	0
<b>Totals</b>	<b>23,952</b>	<b>5,881</b>	<b>865</b>	<b>17,180</b>	<b>4,060</b>	<b>713</b>	<b>3,702</b>	<b>56,353</b>

**Other Outcome Codes**

Other	17,511	8,342	659	11,342	4,334	426	2,855	45,469
<b>Totals</b>	<b>17,511</b>	<b>8,342</b>	<b>659</b>	<b>11,342</b>	<b>4,334</b>	<b>426</b>	<b>2,855</b>	<b>45,469</b>

<b>All Outcome Totals</b>	<b>115,361</b>	<b>47,525</b>	<b>3,890</b>	<b>70,060</b>	<b>25,877</b>	<b>2,555</b>	<b>12,011</b>	<b>277,279</b>
---------------------------	----------------	---------------	--------------	---------------	---------------	--------------	---------------	----------------

**TENNESSEE COUNCIL OF JUVENILE AND FAMILY COURT JUDGES  
2008 ANNUAL JUVENILE COURT STATISTICAL REPORT**

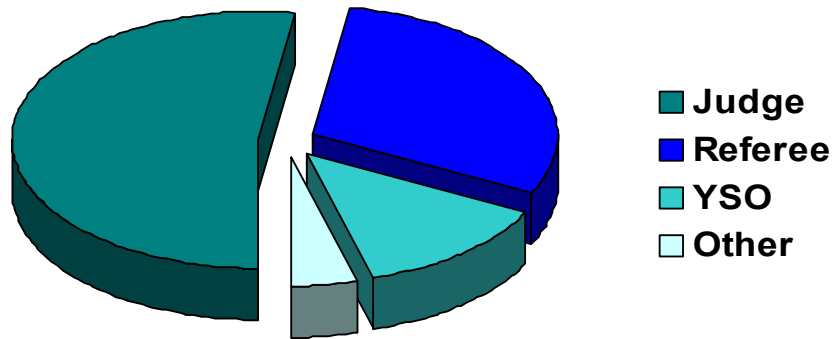
**JUVENILE COURT REFERRALS DISPOSED STATE-WIDE BASED ON NUMBER OF  
REFERRALS - 2008**

As mentioned earlier in this report, juvenile court cases and referrals can be disposed by judges, referees, Youth Services Officers (YSO), or Probation Officers (PO). All cases resulting in a formal hearing and adjudication must be disposed by judicial staff, which includes judges, referees or special judges. Cases that are handled informally through informal adjustment or other informal, non-judicial actions can be disposed by the court officers.

The data as reflected in Breakdown of Referrals by Court Personnel Executing the Action in 2008 showed that of the 178,614 referrals to juvenile court, 82.6% were disposed by judicial staff or 52.6% by Judges and 30.1% by Referees. Remaining were 12.9% by Youth Services/Probation Officers, and 4.4% by Other.

**TENNESSEE COUNCIL OF JUVENILE AND FAMILY COURT JUDGES  
2008 ANNUAL JUVENILE COURT STATISTICAL REPORT**

**Breakdown of Referrals by Court Personnel Executing the Action in CY 2008**



	<b>Referrals</b>	<b>% of Referrals</b>
Judge	93,917	52.58%
Referee	53,680	30.05%
YSO	23,080	12.92%
Other	7,937	4.44%
<b>Total</b>	<b>178,614</b>	<b>100.00%</b>