

**TENNESSEE COUNCIL OF JUVENILE AND FAMILY COURT JUDGES
2008 ANNUAL JUVENILE COURT STATISTICAL REPORT**

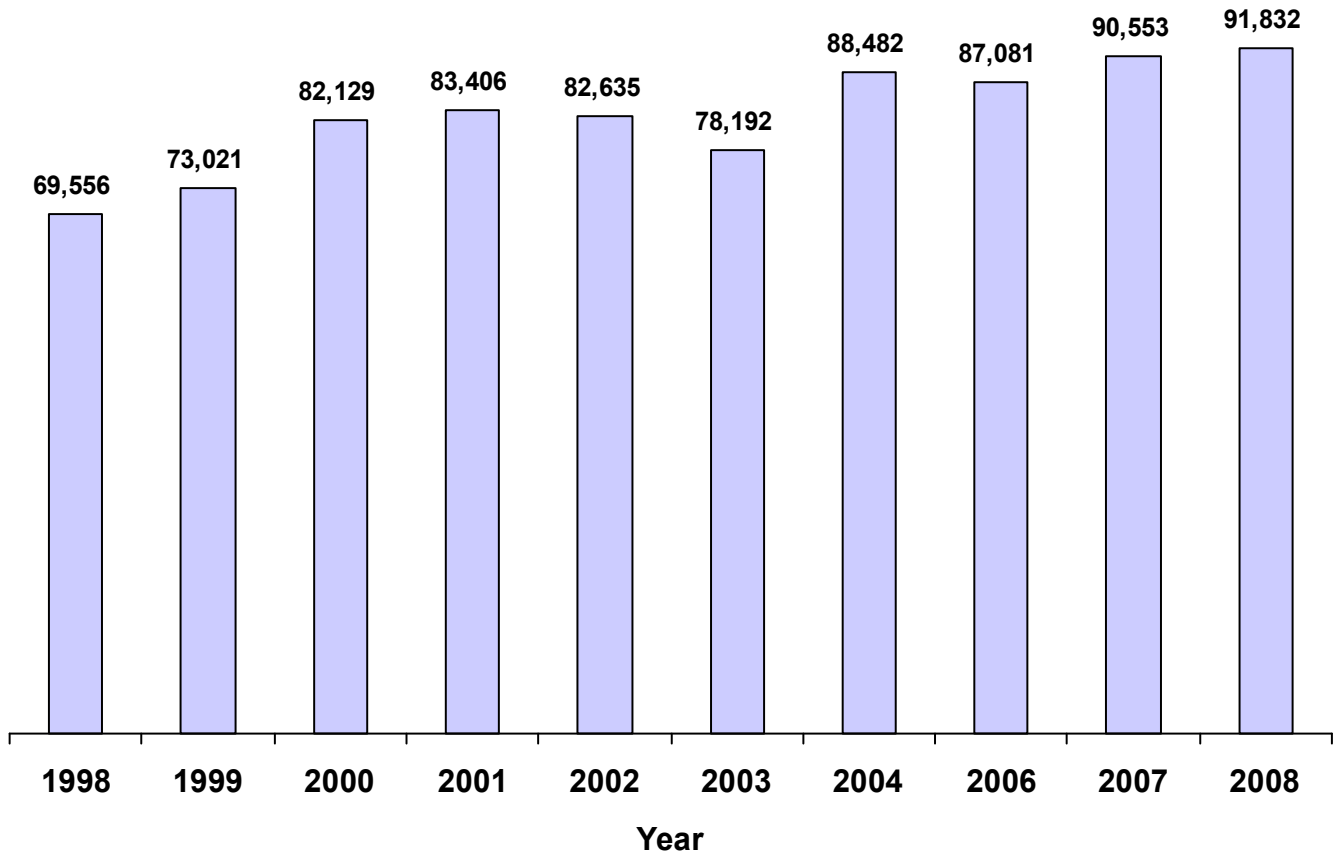
TREND INFORMATION

The following pages depict several charts and tables that show trend information over the past several years. One of the largest counties in the state reported its statistics in a summarized fashion in 2005. This means that including 2005 data in these reports would have skewed the trends over time information so the decision was made to leave 2005 out of this portion of the annual report. The information encompasses the years 1998 through 2004 and 2006 through 2008.

**TENNESSEE COUNCIL OF JUVENILE AND FAMILY COURT JUDGES
2008 ANNUAL JUVENILE STATISTICAL REPORT**

Trends Over Time CY 1998 - 2008

**Yearly Comparison of Total Individual Children
Referred to Tennessee Juvenile Courts**

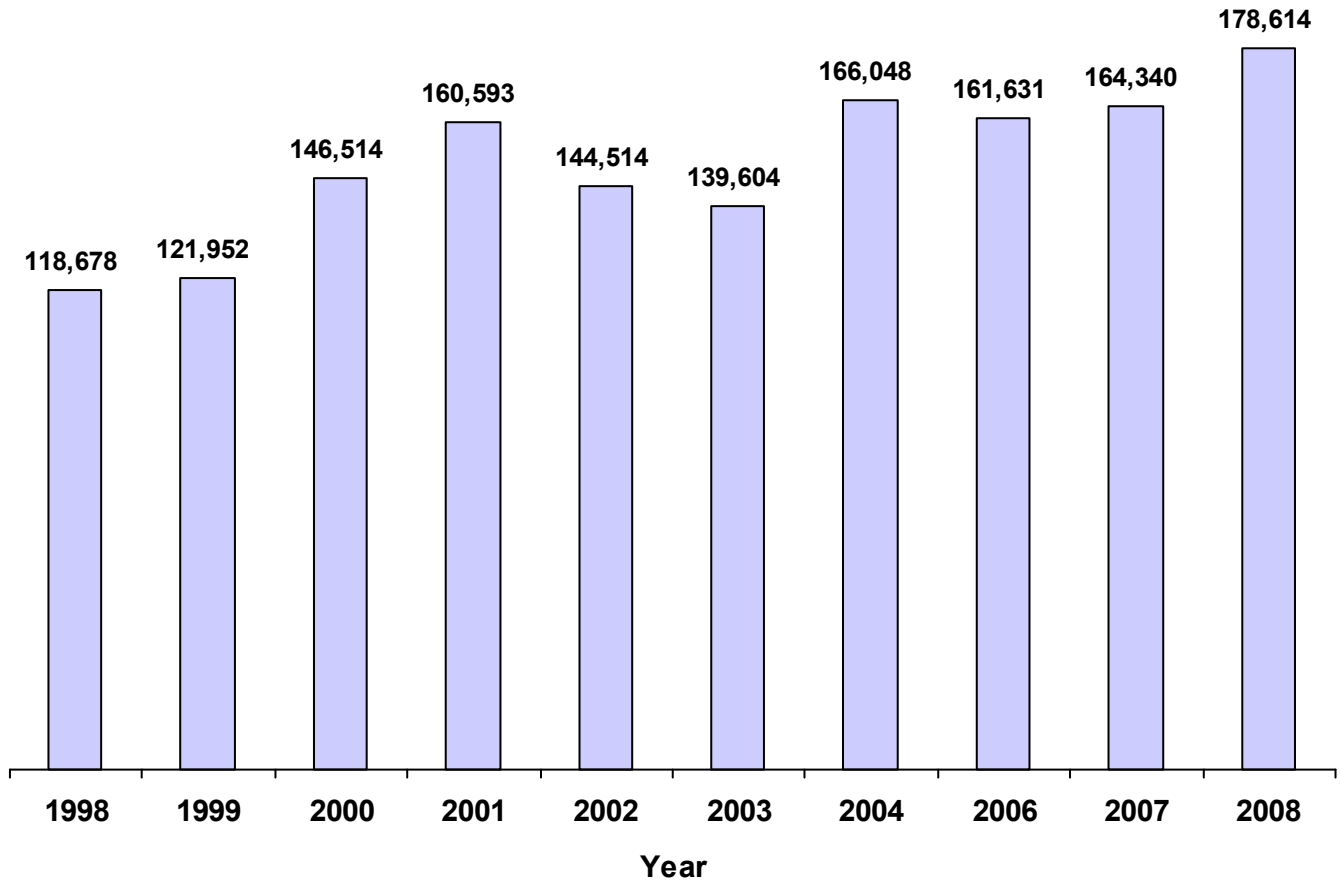


Note: CY 2005 data has been omitted because not all data was available.

**TENNESSEE COUNCIL OF JUVENILE AND FAMILY COURT JUDGES
2008 ANNUAL JUVENILE STATISTICAL REPORT**

Trends Over Time CY 1998 - 2008

Yearly Comparison of Number of Referrals to Juvenile Court

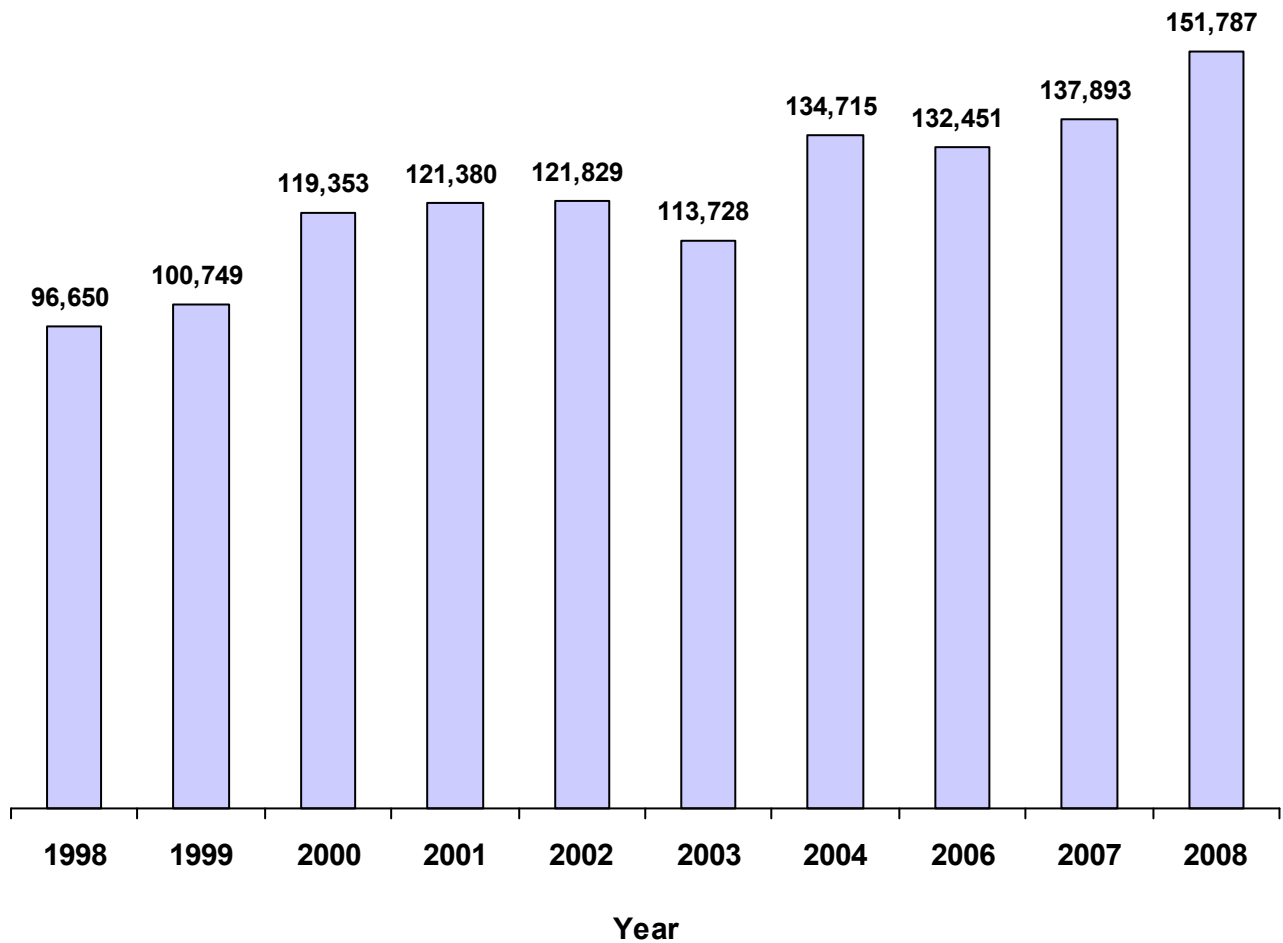


Note: CY 2005 data has been omitted because not all data was available.

**TENNESSEE COUNCIL OF JUVENILE AND FAMILY COURT JUDGES
2008 ANNUAL JUVENILE STATISTICAL REPORT**

Trends Over Time CY 1998 - 2008

Yearly Comparison of Number of Cases in Juvenile Court

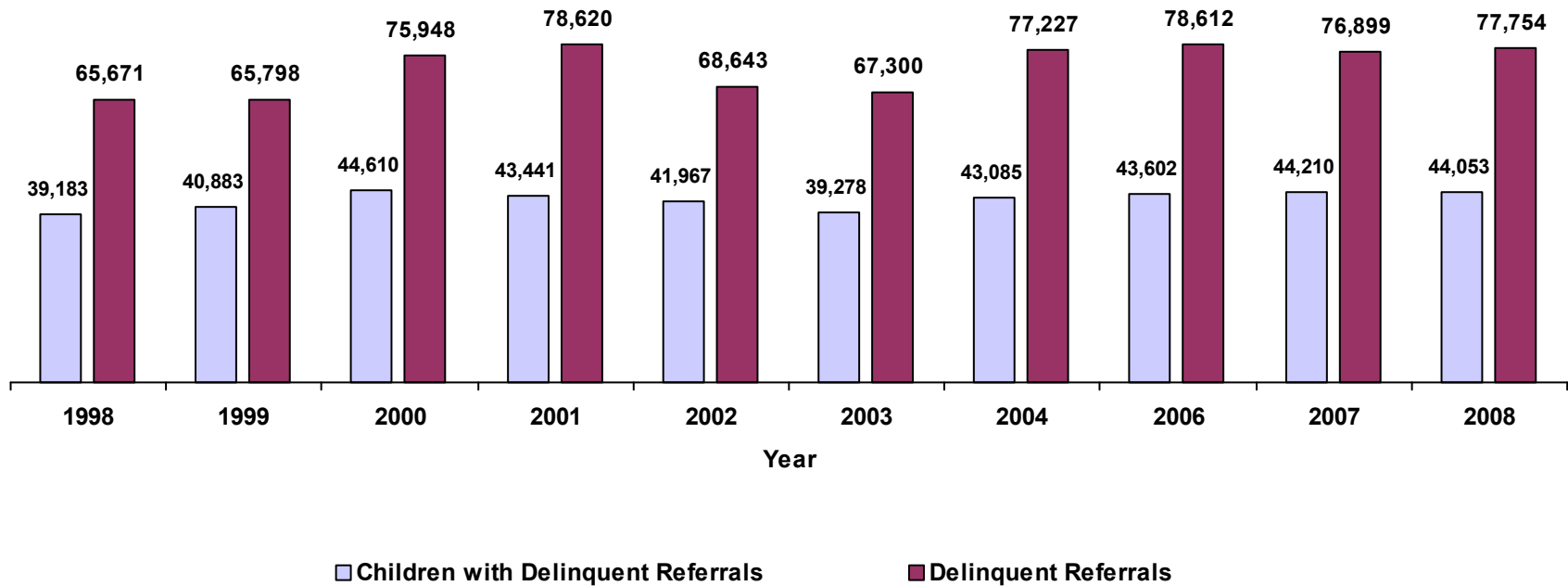


Note: CY 2005 data has been omitted because not all data was available.

TENNESSEE COUNCIL OF JUVENILE AND FAMILY COURT JUDGES
2008 ANNUAL JUVENILE STATISTICAL REPORT

Trends Over Time CY 1998 - 2008

Comparison of Delinquent Referral Reasons and Individual Children Referred

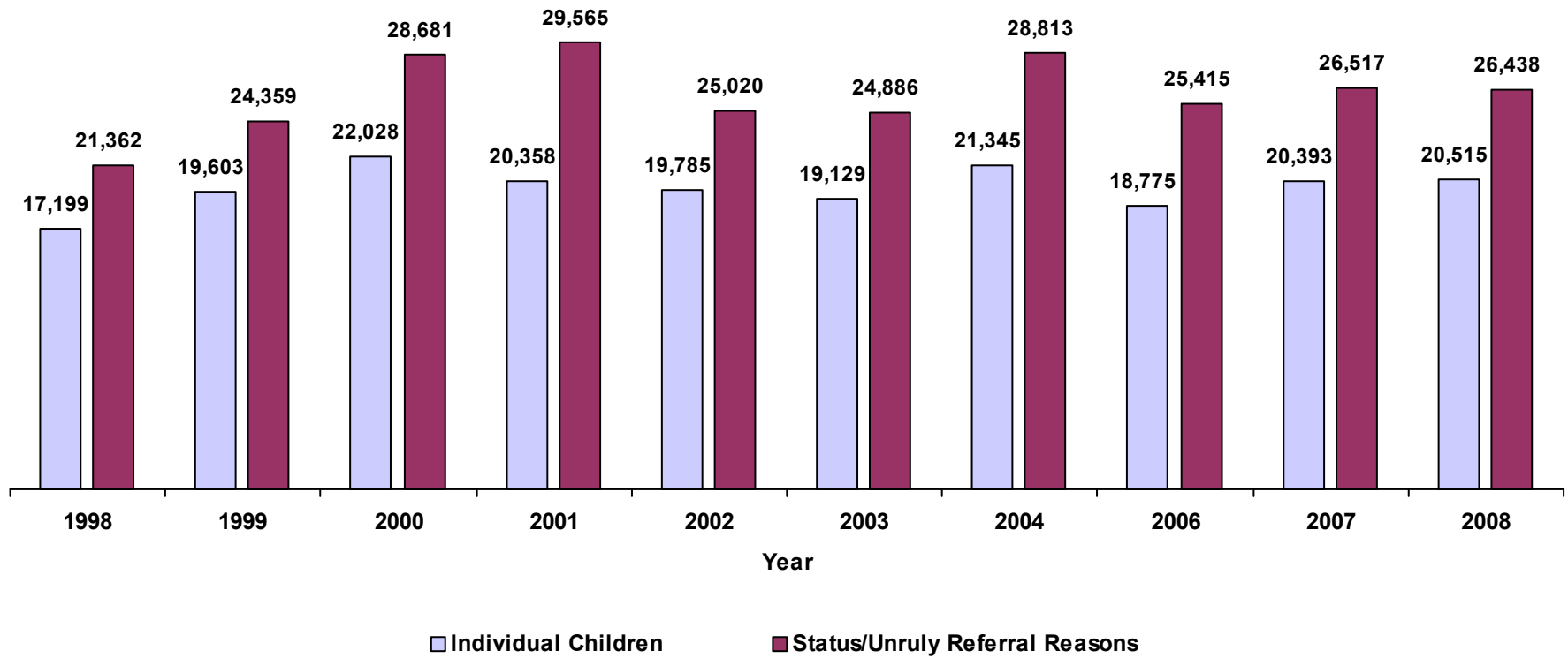


Note: CY 2005 data has been omitted because not all data was available.

**TENNESSEE COUNCIL OF JUVENILE AND FAMILY COURT JUDGES
2008 ANNUAL JUVENILE STATISTICAL REPORT**

Trends Over Time CY 1998 - 2008

Comparison of Status/Unruly Referral Reasons and Individual Children Referred

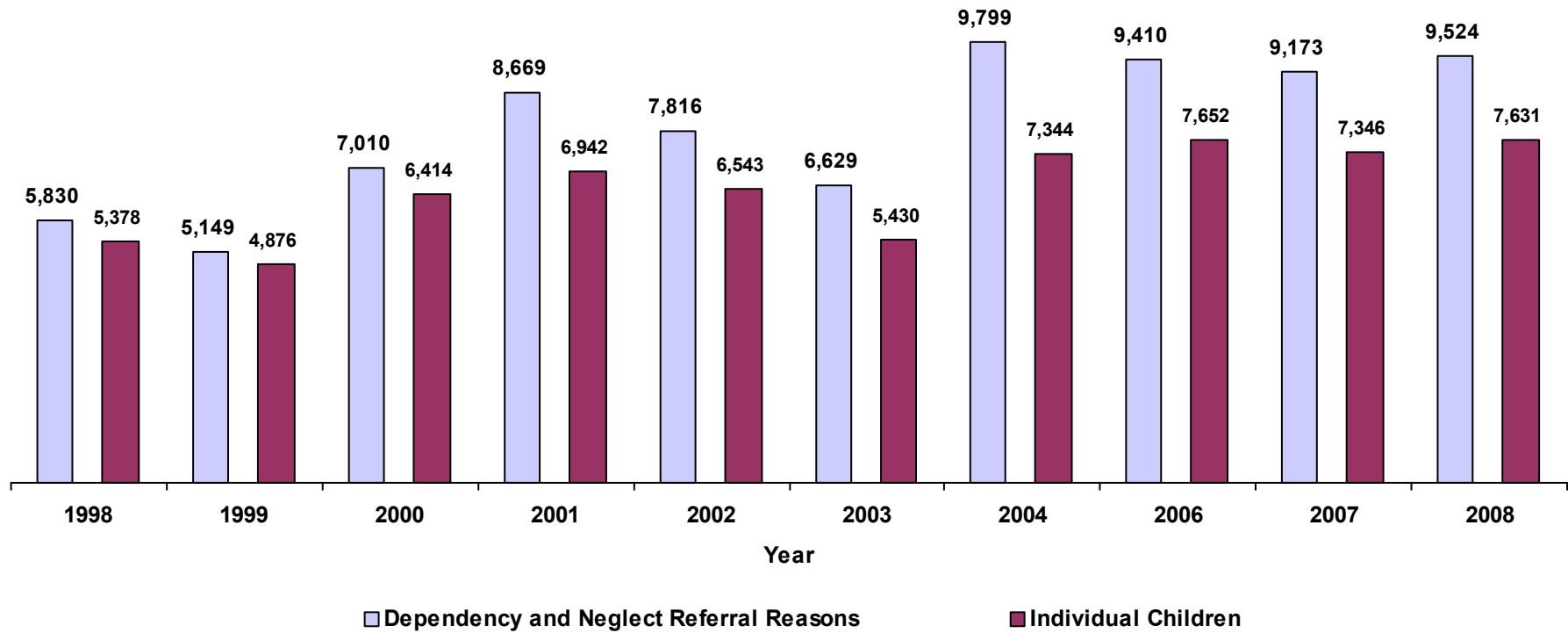


Note: CY 2005 data has been omitted because not all data was available.

**TENNESSEE COUNCIL OF JUVENILE AND FAMILY COURT JUDGES
2008 ANNUAL JUVENILE STATISTICAL REPORT**

Trends Over Time CY 1998 - 2008

**Comparison of Neglected, Dependent and Abused Referral
Reasons and Individual Children Referred**

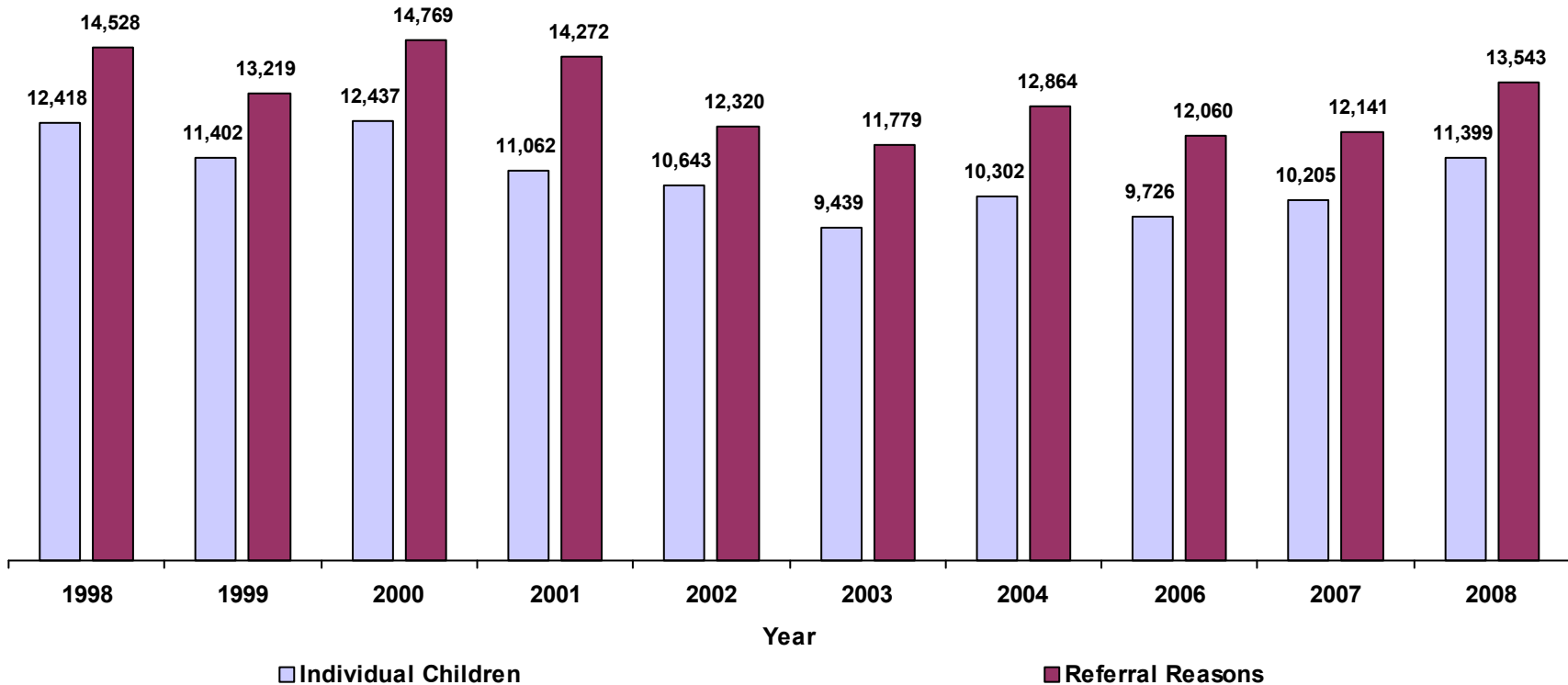


Note: CY 2005 data has been omitted because not all data was available.

**TENNESSEE COUNCIL OF JUVENILE AND FAMILY COURT JUDGES
2008 ANNUAL JUVENILE STATISTICAL REPORT**

Trends Over Time CY 1998 - 2008

**Comparison of Crime Index by Individual Children and Referral Reasons
(Homicide, Robbery, Aggravated Assault, Rape, Larceny, and Burglary)**



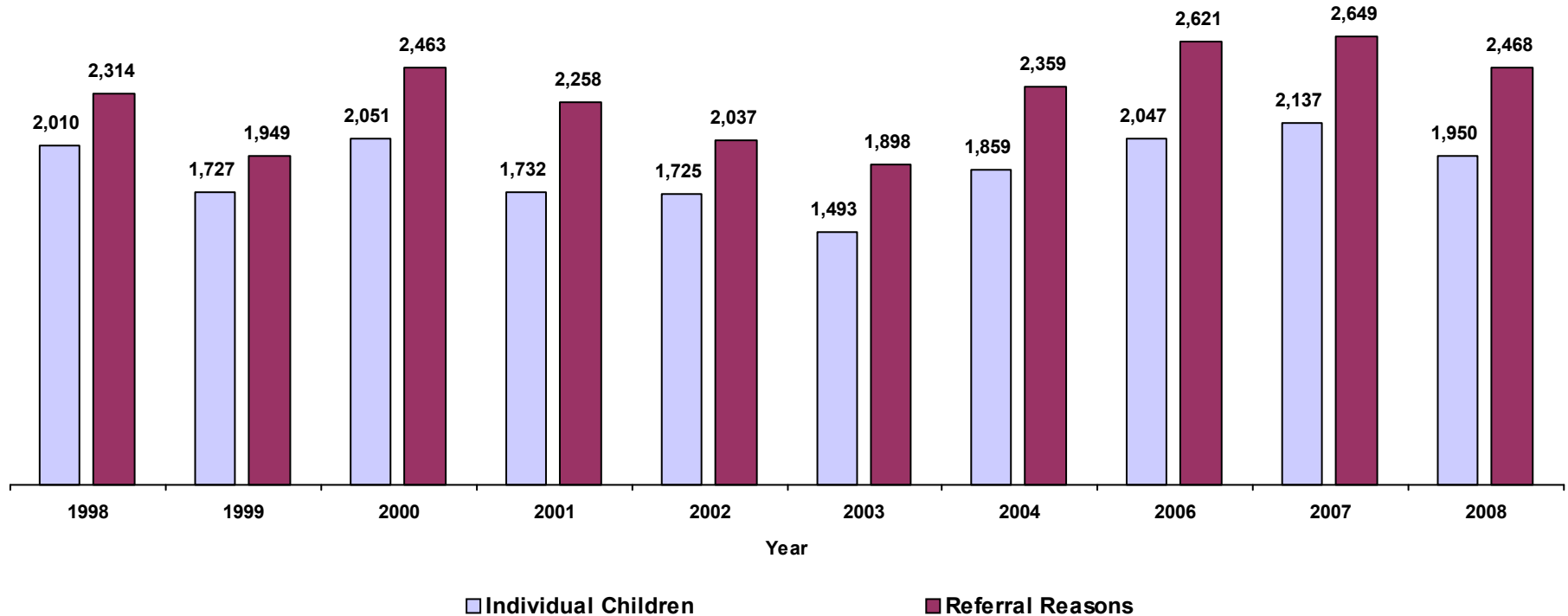
Homicide includes: Criminal Homicide, First degree Murder, Second Degree Murder, Aggravated Vehicular Homicide and Vehicular Homicide
Robbery includes: Especially Aggravated Robbery, Aggravated Robbery and Robbery
Rape includes: Aggravated Rape, Rape of a Child and Rape
Larceny includes: Theft of Property
Burglary includes: Aggravated Burglary and Burglary

Note: CY 2005 data has been omitted because not all data was available.

**TENNESSEE COUNCIL OF JUVENILE AND FAMILY COURT JUDGES
2008 JUVENILE COURT STATISTICAL DATA ACROSS ALL COURTS**

Trends Over Time CY 1998 - 2008

**Comparison of Violent Crime Index Referrals for
Homicide, Robbery, Aggravated Assault, and Rape**



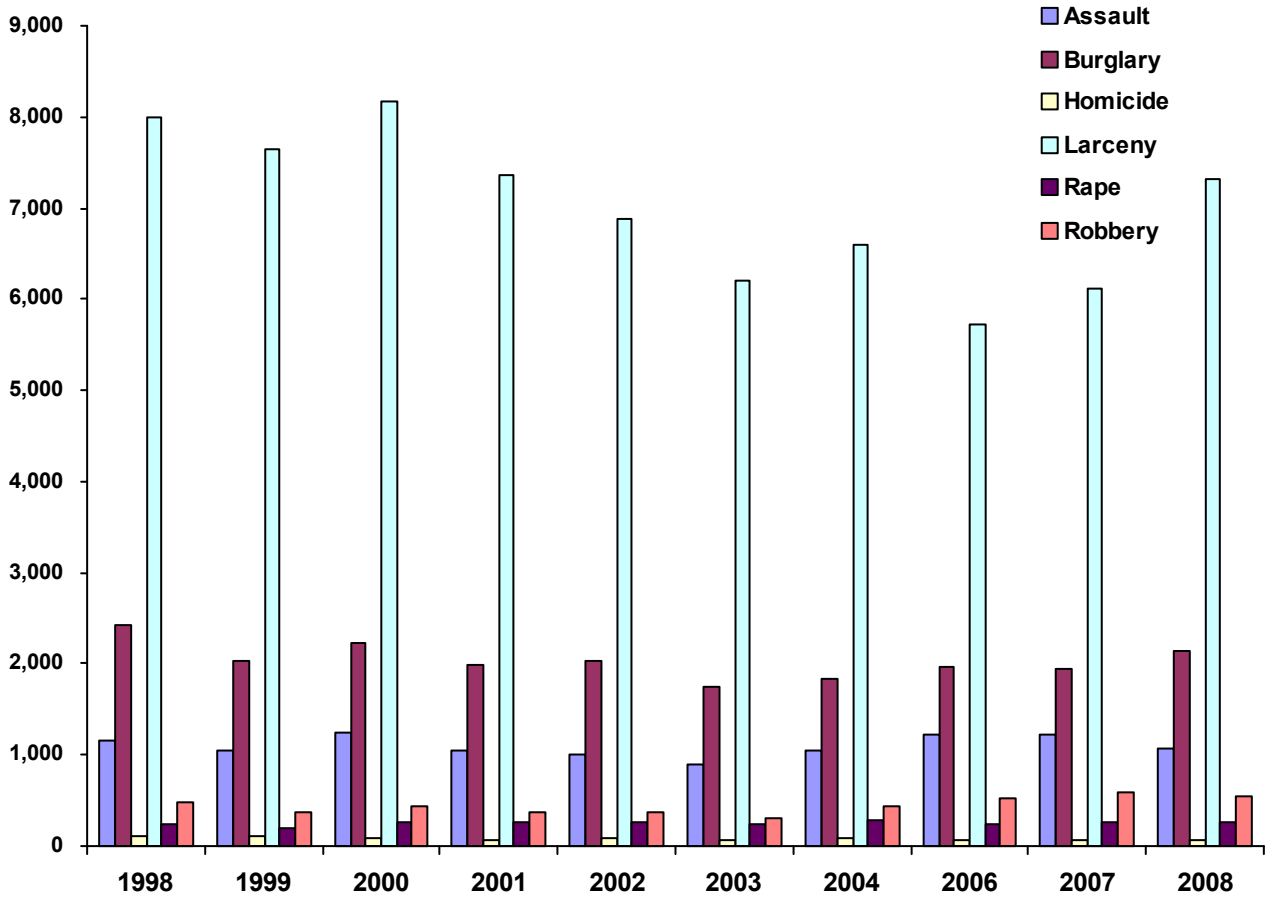
Homicide includes: Criminal Homicide, First degree Murder, Second Degree Murder, Aggravated Vehicular Homicide and Vehicular Homicide
 Robbery includes: Especially Aggravated Robbery, Aggravated Robbery and Robbery
 Rape includes: Aggravated Rape, Rape of a Child and Rape

Note: CY 2005 data has been omitted because not all data was available.

**TENNESSEE COUNCIL OF JUVENILE AND FAMILY COURT JUDGES
2008 ANNUAL JUVENILE STATISTICAL REPORT**

Trends Over Time CY 1998 - 2008

Comparison of Children Referred for Aggravated Assault, Burglary, Homicide, Larceny, Rape and Robbery



| | | | | | | | | | | |
|-----------------|---------------|---------------|---------------|---------------|---------------|--------------|---------------|--------------|---------------|---------------|
| Assault | 1,168 | 1,045 | 1,251 | 1,048 | 1,013 | 891 | 1,040 | 1,214 | 1,227 | 1,073 |
| Burglary | 2,418 | 2,036 | 2,226 | 1,978 | 2,039 | 1,740 | 1,845 | 1,961 | 1,949 | 2,131 |
| Homicide | 103 | 115 | 97 | 62 | 79 | 56 | 97 | 62 | 61 | 60 |
| Larceny | 7,990 | 7,639 | 8,160 | 7,352 | 6,879 | 6,206 | 6,598 | 5,718 | 6,119 | 7,318 |
| Rape | 248 | 204 | 260 | 253 | 260 | 240 | 280 | 244 | 254 | 266 |
| Robbery | 491 | 363 | 443 | 369 | 373 | 306 | 442 | 527 | 595 | 551 |
| Totals | 12,418 | 11,402 | 12,437 | 11,062 | 10,643 | 9,439 | 10,302 | 9,726 | 10,205 | 11,399 |

Burglary includes: Aggravated Burglary and Burglary

Homicide includes: Criminal Homicide, First degree Murder, Second Degree Murder, Aggravated Vehicular Homicide and Vehicular Homicide

Larceny includes: Theft of Property

Rape includes: Aggravated Rape, Rape of a Child and Rape

Robbery includes: Especially Aggravated Robbery, Aggravated Robbery and Robbery

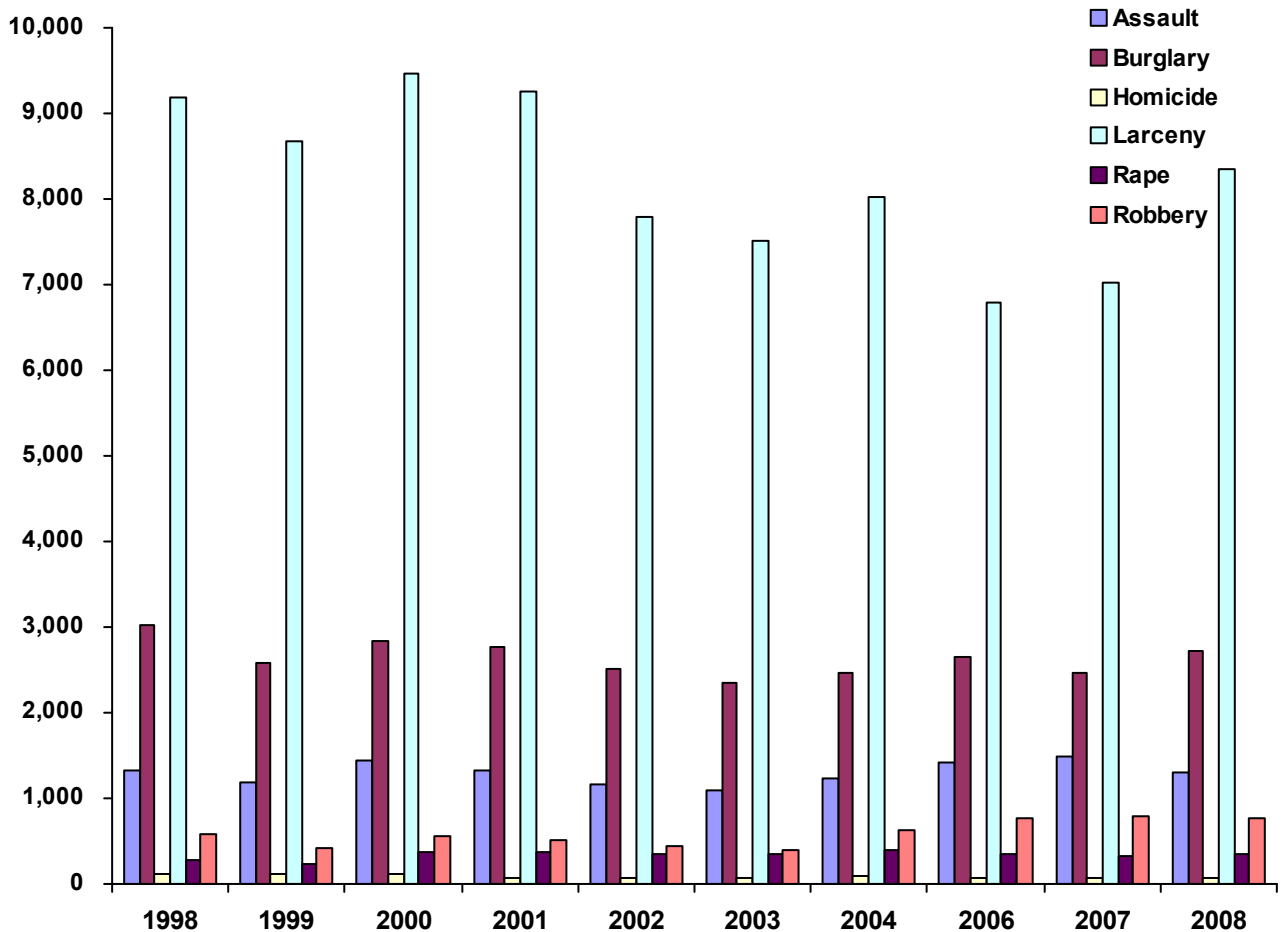
Children that have multiple offenses in any category are counted only once per category in this chart.

Note: CY 2005 data has been omitted because not all data was available.

TENNESSEE COUNCIL OF JUVENILE AND FAMILY COURT JUDGES 2008 ANNUAL JUVENILE STATISTICAL REPORT

Trends Over Time CY 1998 - 2008

Comparison of Referrals for Aggravated Assault, Burglary, Homicide, Larceny, Rape and Robbery



| | | | | | | | | | | |
|-----------------|--------|--------|--------|--------|--------|--------|--------|--------|--------|--------|
| Assault | 1,334 | 1,177 | 1,449 | 1,315 | 1,161 | 1,096 | 1,233 | 1,423 | 1,478 | 1,303 |
| Burglary | 3,017 | 2,588 | 2,835 | 2,764 | 2,503 | 2,360 | 2,472 | 2,641 | 2,472 | 2,732 |
| Homicide | 106 | 116 | 105 | 69 | 79 | 66 | 104 | 68 | 67 | 62 |
| Larceny | 9,197 | 8,682 | 9,471 | 9,250 | 7,780 | 7,521 | 8,033 | 6,798 | 7,020 | 8,343 |
| Rape | 287 | 236 | 362 | 365 | 346 | 345 | 396 | 359 | 323 | 347 |
| Robbery | 587 | 420 | 547 | 509 | 451 | 391 | 626 | 771 | 781 | 756 |
| Totals | 14,528 | 13,219 | 14,769 | 14,272 | 12,320 | 11,779 | 12,864 | 12,060 | 12,141 | 13,543 |

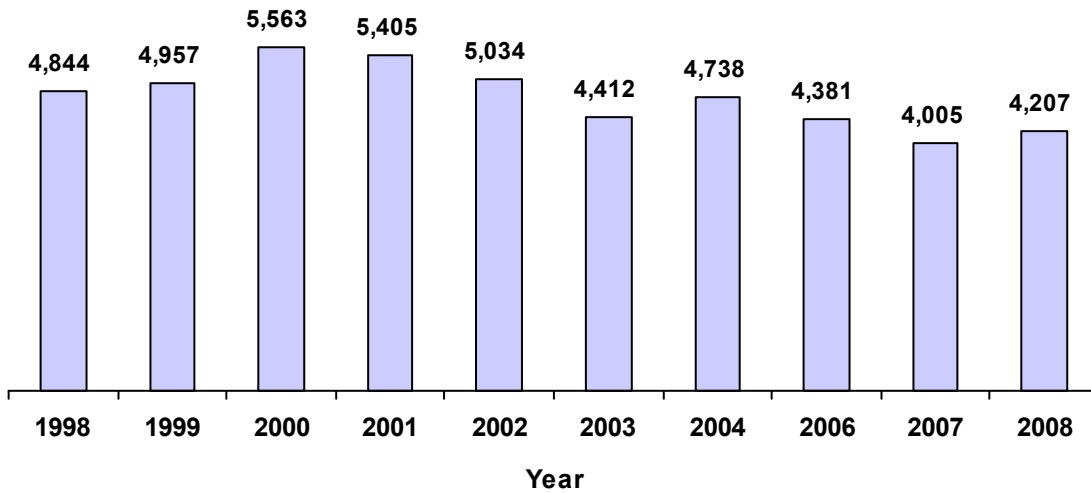
Burglary includes: Aggravated Burglary and Burglary
Homicide includes: Criminal Homicide, First degree Murder, Second Degree Murder, Aggravated Vehicular Homicide and Vehicular Homicide
Larceny includes: Theft of Property
Rape includes: Aggravated Rape, Rape of a Child and Rape
Robbery includes: Especially Aggravated Robbery, Aggravated Robbery and Robbery

Note: CY 2005 data has been omitted because not all data was available.

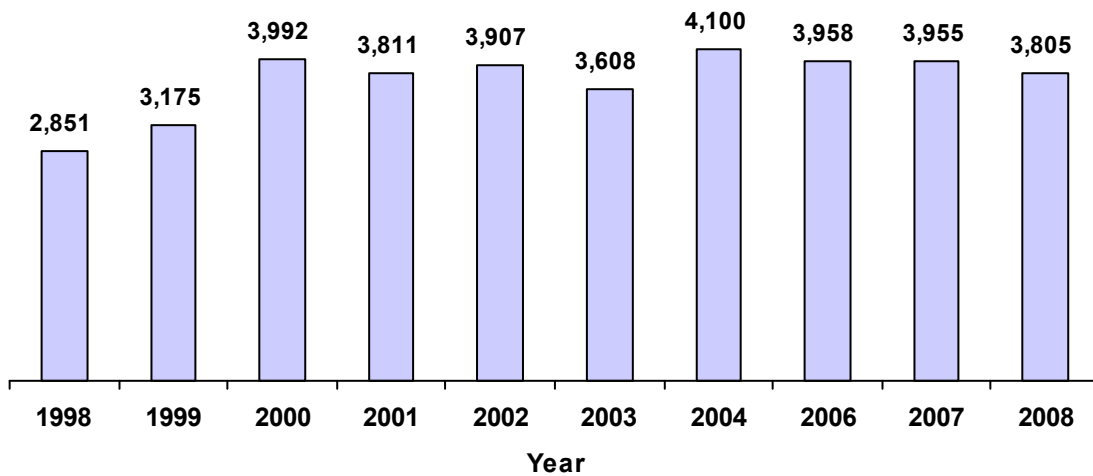
**TENNESSEE COUNCIL OF JUVENILE AND FAMILY COURT JUDGES
2008 ANNUAL JUVENILE STATISTICAL REPORT**

Trends Over Time CY 1998 - 2008

**Commitments to Department of Children Services (DCS, DHS, DYD)
Individual Juveniles Committed for secure or Non-Secure Placement
For Referrals that are Delinquent, Dependent, Status or Neglect**



**Comparison of Individual Children Referred to Juvenile Court with
Violations of Probation or Violation of Aftercare**



Note: CY 2005 data has been omitted because not all data was available.