


THE ASIAN LONGHORNED TICK

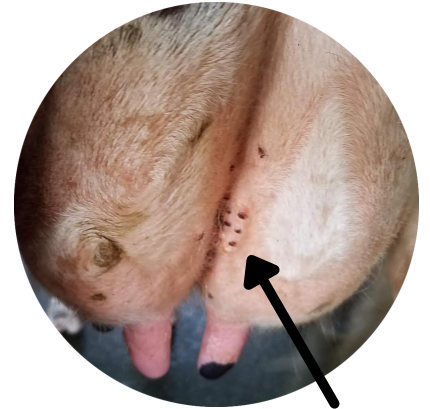
How to protect your livestock and farm

ASIAN LONGHORNED TICK QUICK FACTS

- An invasive species detected in the U.S. in 2017
- Most active April-October
- Activity level peaks in August
- Live in grassy areas near forests & meadows
- Can reproduce without mating



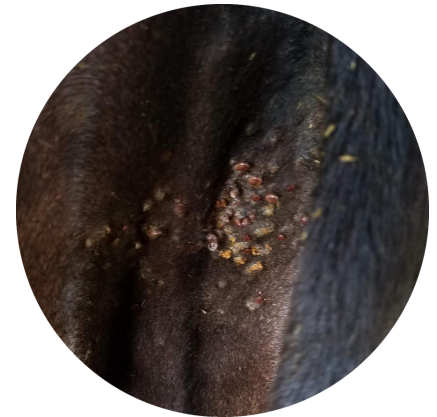
An adult female Asian longhorned tick (left) and a nymph (right)



An Asian longhorned tick infestation on the udder of a cow

⚠️ DANGERS OF ASIAN LONGHORNED TICKS ⚠️

- > In their native areas, Asian longhorned ticks can spread different bacteria and viruses that **can make humans and animals sick.**
- > **Quick population growth and a higher chance of infestations.**
- > In very bad infestation cases, they have caused blood loss in cattle, which led to **reduced productivity, growth, and sometimes death of the animal.**



An Asian longhorned tick infestation on the backside of a cow

TIP!

Consult a veterinarian for information on anti-tick medication.

REMEMBER!

Follow all milk & meat regulations associated with drug use.

TIP!

Organic producers must check with their certifier before using any anti-tick products.

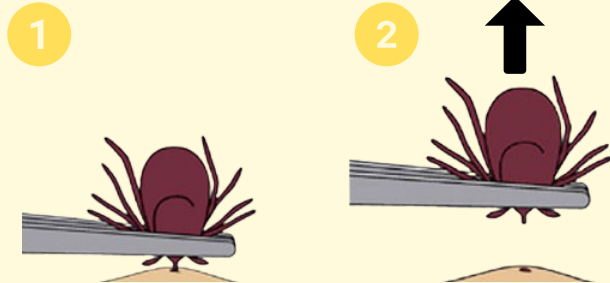
HOW TO PROTECT YOUR FARM FROM TICKS

- 1 Avoid overgrowth of the pasture
- 2 Prevent deer from entering or getting near the farm. Many types of ticks regularly attach to deer.
- 3 Consider using acaricides and other anti-tick products.
Scan the QR code for specific options that are safe for cattle.
- 4 Regularly check livestock for ticks



FOUND A TICK ON YOURSELF OR LIVESTOCK?

Remove it! Use clean tweezers and follow the two steps below. Be sure to clean the tick-bite area with soap and water



A permethrin-treated shirt available at insectshield.com.



Permethrin-treated gaiters available at rei.com.

FOUND TICKS ON YOUR FARM?

If you find a tick infestation on your livestock, contact a veterinarian.

Veterinarians can safely remove ticks, treat livestock if they have been affected, and submit ticks for identification.

HOW TO KEEP YOURSELF AND FARM WORKERS SAFE

- 1 Use permethrin-treated clothing. Permethrin is an insecticide that protects against many insects including ticks, mosquitoes, and fleas. Shirts, gaiters, and pants are a great way to reduce skin exposure and protect against ticks.
- 2 Tuck in clothing. Tuck pants into boots and shirts into pants. This reduces skin exposure.
- 3 Do frequent tick checks on yourself and others.

Keeping your farm safe from ticks leads to a healthy and productive farm! Take steps now to make sure your farm stays happy and healthy!

Photo of female and nymph Asian longhorned tick courtesy of James Occi.
Tick infestation photos courtesy of Phurchhoki Sherpa.

