

**FY 2015**

**ANNUAL REPORT ON THE QUALITY OF  
KEROSENE AND MOTOR FUEL IN  
TENNESSEE**



**IN FULLFILLMENT OF THE REQUIREMENTS OF  
TCA 47-18-1304**

---

**SUBMITTED BY THE  
TENNESSEE DEPARTMENT OF AGRICULTURE  
JULIUS JOHNSON, COMMISSIONER**

---

# Fy 14-15 Annual Report On The Quality Of Kerosene And Motor Fuel In Tennessee

## Executive Summary

The Kerosene and Motor Fuels Quality Inspection Act, T.C.A. 47-18-1301 et seq., was signed into law in 1989. Under this law, the Commissioner of Agriculture is charged with establishing and administering a fuel quality inspection program to ensure that kerosene and motor fuels conveyed for consumption in Tennessee are labeled and posted in accordance with federal and state law, and meet applicable standards established by the ASTM International, formally the American Society for Testing and Materials. This law was created in response to a 1988 statewide survey of fuel quality in Tennessee conducted by the Department of Agriculture. In this survey, approximately 30 percent of the samples tested failed to meet either the labeled declarations or the minimum ASTM standards.

The program implementation proved to be very successful. Within two years of administering the Act, the overall fuel compliance rate increased to a little more than 98 percent—a dramatic change from the results of the pre-program survey and the first year of implementation. This is demonstrated in the graph located within this report titled Annual Sample Violation Summary. When viewing this graph, note the spike in violations beginning in FY 2008 through FY 2010. This spike represents the introduction of alternative fuels into the Tennessee market. The majority of the increases in violations can be attributed to fuel dispenser labeling requirements. Tennessee rules require that fuels containing oxygenated compounds, such as ethanol, be labeled as such for consumer information.

FY 14-15 was a very successful year for the fuel quality program. The department achieved an overall compliance rate of 97 %. These compliance rates are indicative of the fact that Tennesseans have come to expect the highest quality transportation and heating fuels. Another key departmental goal for this past year was implementation of revised regulations pursuant to the Kerosene and Motor Fuels Quality Inspection Act. Relevant changes from the current rules include expanding the range of gasoline-ethanol blends that can be offered to Tennessee consumers by recognizing gasoline that contains up to 15% ethanol for use in certain conventional vehicles, allowing mid-level ethanol blends for flexible-fuel vehicles, product transfer document declarations and fuel dispenser labeling for gasoline products containing manganese bearing additives, and overall housekeeping that updates our rules in order to be more consistent with the National Conference on Weights and Measures uniform engine fuel regulation.

Throughout the history of this program, the department has sought to partner with all stakeholders. During the past twelve months, the department partnered with industry to hold regional workshops to assist fuel marketers in preparing for complying with and taking advantage of the new opportunities that the updated rules will offer and held webinars that included attendees from across the United States.

Tennesseans can be confident that every time they purchase fuel, they are receiving a product that is fit-for-purpose and satisfies the requirements of their equipment.

Julius Johnson,



Commissioner

---



## **ANNUAL REPORT ON THE QUALITY OF KEROSENE AND MOTOR FUEL IN TENNESSEE**

### **TABLE OF CONTENTS**

- I. Effectiveness of Program**
  - a. Violation % Graphs**
  - b. State Wide Violation Graph**
  - c. Gasoline, Diesel, Kerosene Trend Graph**
  
- II. Consumer Complaints Summary**
  
- III. Inspection Data**
  - a. State Wide Summary**
  - b. TN Region Summary**
  - c. Product Summary**
  - d. Business Type Summary**
  - e. Inspection Type Summary**
  - f. County Distribution Data**
  
- IV. Enforcement Summary**

## REPORTING CODE KEY

### Product Codes

AG	-	Aviation Gasoline
D	-	Diesel
G	-	Gasoline
JF	-	Jet Fuel
K	-	Kerosene
RF	-	Racing Fuel
PD	-	Premium Diesel
BD	-	Biodiesel Blending Stock
LPG	-	Liquefied Petroleum Gas
DFE	-	Denatured Fuel Ethanol
E85	-	E-85 Fuel Ethanol

### Grade Codes

MG	-	Mid Grade
MGE	-	Mid Grade w/Ethanol
PU	-	Premium
PUE	-	Premium Unleaded w/Ethanol
RL	-	Regular Leaded
RU	-	Regular Unleaded
RUE	-	Regular Unleaded w/Ethanol
SO	-	Sub Octane
1D	-	No. 1-D Diesel
2D	-	No. 2-D Diesel
2DLS	-	No. 2-D Low Sulfur
2D UL	-	No.2-D ULSD
1K	-	No. 1 Kerosene
2K	-	No. 2 Kerosene
JA	-	Jet A Turbine Fuel
80	-	80 Octane
100	-	100 Octane
100LL	-	100 Low Lead
BDB	-	Biodiesel Blend ( 5% - 20 % )
BDBS	-	S500 Biodiesel Blending Stock
BDBS1-	-	S15 Biodiesel Blending Stock
B5-20	-	Biodiesel Blends 5 - 20 %
E-85	-	E-85 Ethanol Flex Fuel
E100	-	Denatured Fuel Ethanol

### District Codes

W	-	West TN
M	-	Middle TN
E	-	East TN

### Business Type

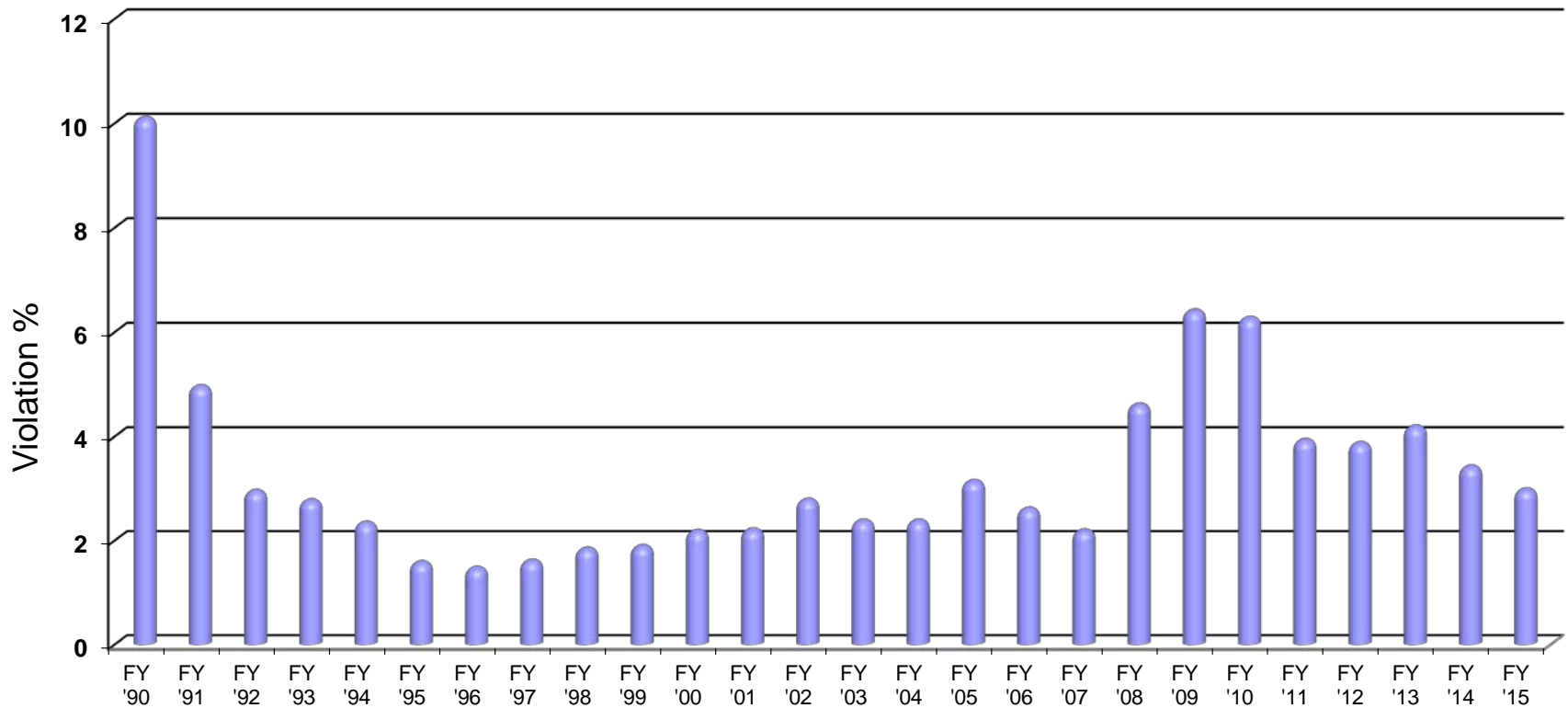
R	-	Retailer
T	-	Terminal
A	-	Airport
D	-	Distributor
M	-	Marina
O	-	Other
I	-	Individual

### Inspection Type

R	-	Routine
C	-	Complaint
F	-	Follow-up
O	-	Office Request

# TENNESSEE DEPARTMENT OF AGRICULTURE

## ANNUAL SAMPLE VIOLATION SUMMARY All Regulated Products Tested

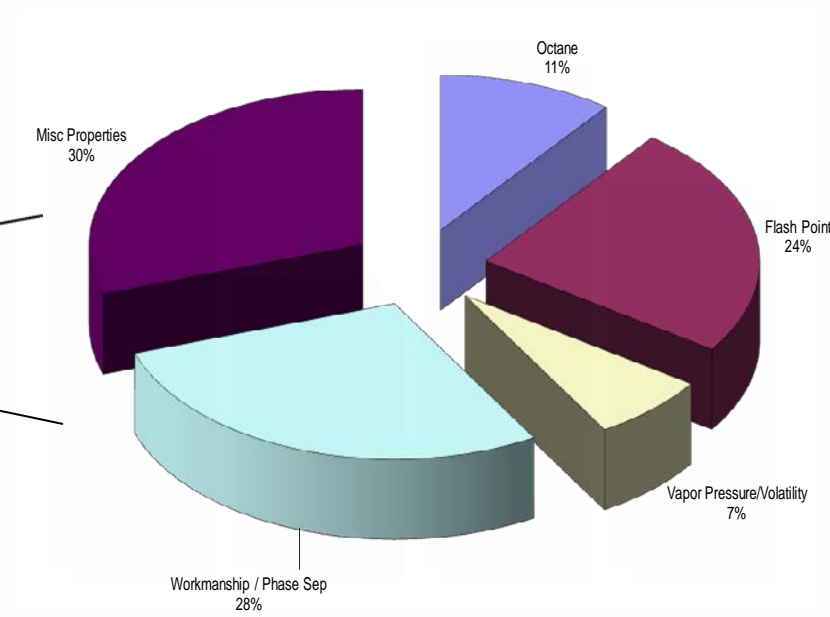
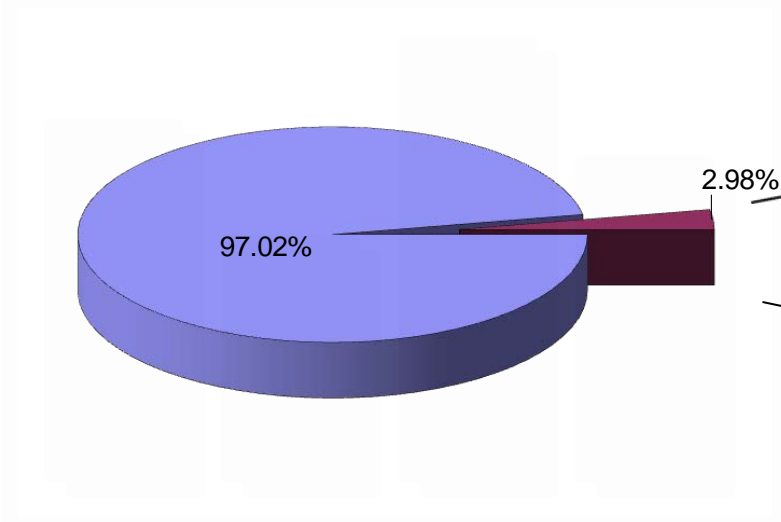


EFFECTIVENESS OF PROGRAM  
Consumer & Industry Services

# State Wide Violation Summary

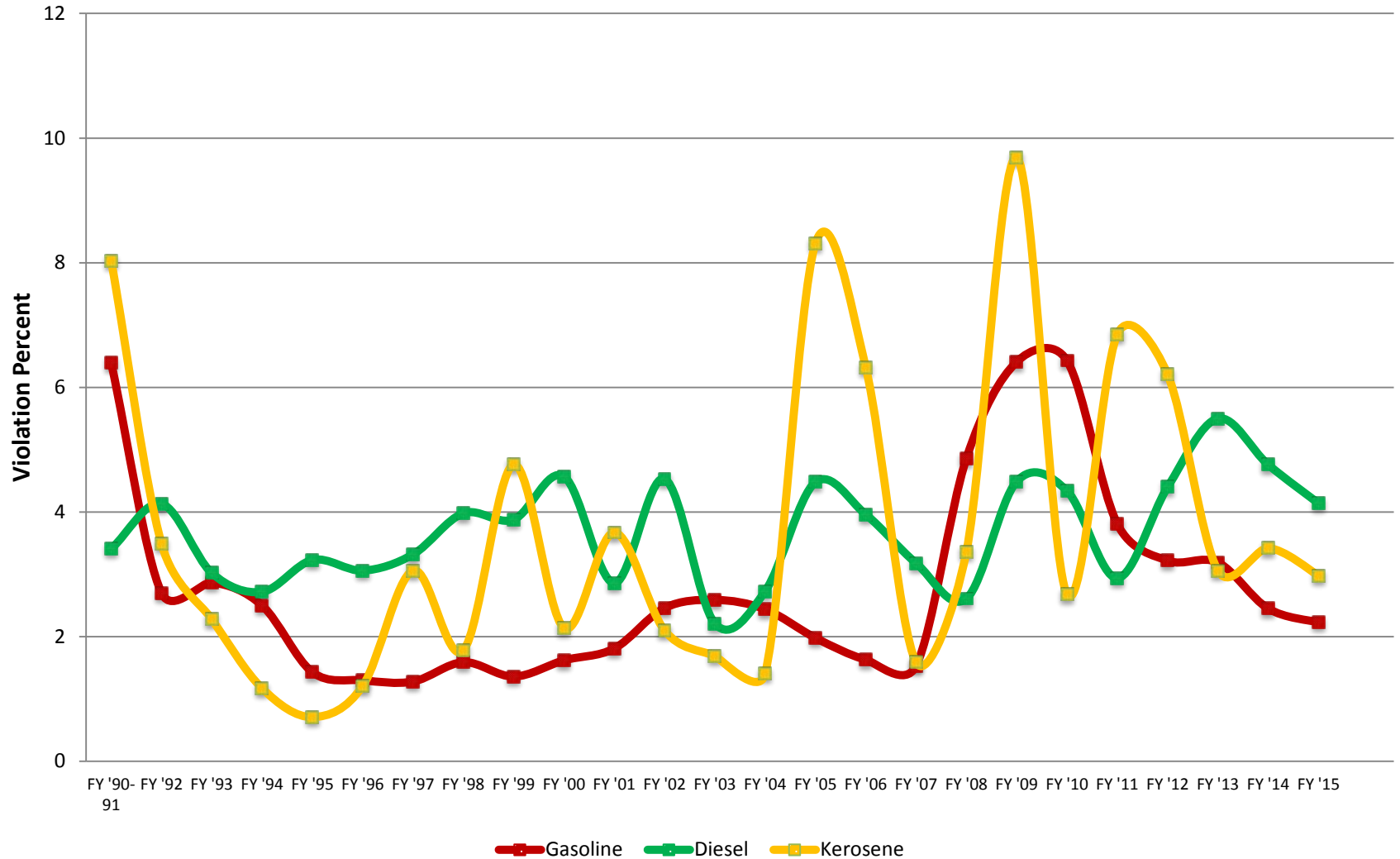
## Violation Breakdown

July 1, 2014 - June 30, 2015



Tennessee Department of Agriculture  
Consumer & Industry Services

# Tennessee Department of Agriculture Gasoline, Diesel, Kerosene Breakout



FY '90- FY '92 FY '93 FY '94 FY '95 FY '96 FY '97 FY '98 FY '99 FY '00 FY '01 FY '02 FY '03 FY '04 FY '05 FY '06 FY '07 FY '08 FY '09 FY '10 FY '11 FY '12 FY '13 FY '14 FY '15  
91



---

**TENNESSEE DEPARTMENT OF AGRICULTURE**

---

**Julius Johnson**  
COMMISSIONER

**CONSUMER & INDUSTRY**  
**SERVICES**

**MOTOR FUELS QUALITY PROGRAM**  
**SUMMARY OF CONSUMER COMPLAINTS RECEIVED FROM**  
**07/01/2014 – 06/30/2015**

**TOTAL NUMBER OF COMPLAINTS EVALUATED IN TIME FRAME: 116**

**Category Breakdown of Complaints:**

<b>Water</b>	<b>73</b>
<b>Contamination</b>	<b>25</b>
<b>Octane</b>	<b>6</b>
<b>Alcohols</b>	<b>2</b>
<b>Labeling</b>	<b>2</b>
<b>MISC</b>	<b>8</b>

**The Department maintains a 24 hour toll free line (1-800-OCTANE1) for Consumer Complaints. It is promoted through media publicity and dispenser decals applied by inspectors performing Weights and Measures activities.**



Tennessee Department of Agriculture  
State Wide Violation Analysis Report

Data Sorted with All Parameters  
Sample Date ranges from 07/01/2014 TO 06/30/2015

Today: 07/20/2015

Prod Code	Grade	Total Sample	Samples in Violation	%	Test Violation Total	Total Volume (Gals)	Total in Violation
AG							
	100LL	71	2	2.82	2	308,567.00	3,200.00
	<b>Subtotal:</b>	71	2	2.82	2	308,567.00	3,200.00
BD							
	1 BDBS S15	1	0	0.00	0	0.00	0.00
	<b>Subtotal:</b>	1	0	0.00	0	0.00	0.00
BDB							
	B20 S15	10	3	30.00	3	74,321.00	5,333.00
	B6-20 S15	17	7	41.18	8	184,082.00	20,411.00
	<b>Subtotal:</b>	27	10	37.04	11	258,403.00	25,744.00
D							
	2D S15	2098	87	4.15	88	15,559,106.76	162,075.00
	2D S500	5	0	0.00	0	9,302.00	0.00
	<b>Subtotal:</b>	2103	87	4.14	88	15,568,408.76	162,075.00
DFE							
	E100	14	0	0.00	0	3,894,196.00	0.00
	<b>Subtotal:</b>	14	0	0.00	0	3,894,196.00	0.00
E85							
	E-85	48	8	16.67	9	127,545.00	20,348.00
	<b>Subtotal:</b>	48	8	16.67	9	127,545.00	20,348.00
FO							
	No. 1 FO	3	0	0.00	0	3,227.00	0.00
	<b>Subtotal:</b>	3	0	0.00	0	3,227.00	0.00
G							
	MG	1130	28	2.48	43	3,572,774.40	145,766.00
	PU	1312	49	3.73	91	5,666,578.40	145,922.00
	PU BS	1	0	0.00	0	307,818.00	0.00
	RU	2480	33	1.33	69	27,455,828.50	226,000.00
	RU BS	8	0	0.00	0	7,993,918.00	0.00
	<b>Subtotal:</b>	4931	110	2.23	203	44,996,917.30	517,688.00
JF							
	JA	1	0	0.00	0	81,375.00	0.00
	<b>Subtotal:</b>	1	0	0.00	0	81,375.00	0.00
K							
	1K	176	3	1.70	5	1,128,096.00	4,674.00
	<b>Subtotal:</b>	176	3	1.70	5	1,128,096.00	4,674.00
<b>Total:</b>		7375	220	2.98	318	66,366,735.06	733,729.00

Test Violation Detail Listing

8	Biodiesel Content	2.52%
1	Cloud Point	0.31%
2	Distillation 10%	0.63%
5	Distillation 50%	1.57%
3	Distillation 90%	0.94%
4	Distillation E.P.	1.26%
4	Driveability Index	1.26%
24	Ethanol	7.55%
77	Flash Point	24.21%
1	Lubricity	0.31%
3	Motor Octane Number	0.94%
2	Oxidation Stability	0.63%
42	Phase Separation	13.21%
3	Saybolt Color	0.94%
6	Sulfur	1.89%
22	Total Oxygen	6.92%
22	Vapor Pressure	6.92%
1	Vapor-Liquid Ratio	0.31%
7	Water	2.20%
4	Water & Sediment	1.26%
44	Workmanship	13.84%

Tennessee Department of Agriculture  
District Violation Analysis Report

Data Sorted with All Parameters  
Sample Date ranges from 07/01/2014 TO 06/30/2015

Today: 07/20/2015

District	Prod Code	Grade	Total Sample	Samples in Violation	%	Test Violation Total	Total Volume (Gals)	Total in Violation
	D							
		2D S15	1	0	0.00	0	6,513.00	0.00
		<b>Subtotal:</b>	1	0	0.00	0	6,513.00	0.00
	<b>Total:</b>		1	0	0.00	0	6,513.00	0.00

District	Prod Code	Grade	Total Sample	Samples in Violation	%	Test Violation Total	Total Volume (Gals)	Total in Violation
East								
	AG							
		100LL	22	1	4.55	1	61,504.00	1,700.00
		<b>Subtotal:</b>	22	1	4.55	1	61,504.00	1,700.00
	BDB							
		B20 S15	3	1	33.33	1	36,292.00	572.00
		B6-20 S15	2	0	0.00	0	5,481.00	0.00
		<b>Subtotal:</b>	5	1	20.00	1	41,773.00	572.00
	D							
		2D S15	892	26	2.91	26	10,968,083.00	39,661.00
		2D S500	2	0	0.00	0	1,500.00	0.00
		<b>Subtotal:</b>	894	26	2.91	26	10,969,583.00	39,661.00
	DFE							
		E100	11	0	0.00	0	3,246,256.00	0.00
		<b>Subtotal:</b>	11	0	0.00	0	3,246,256.00	0.00
	E85							
		E-85	15	3	20.00	3	32,805.00	6,728.00
		<b>Subtotal:</b>	15	3	20.00	3	32,805.00	6,728.00
	FO							
		No. 1 FO	3	0	0.00	0	3,227.00	0.00
		<b>Subtotal:</b>	3	0	0.00	0	3,227.00	0.00
	G							
		MG	361	13	3.60	18	1,022,333.50	107,058.00
		PU	414	9	2.17	15	3,628,318.10	25,389.00
		PU BS	1	0	0.00	0	307,818.00	0.00
		RU	916	11	1.20	20	19,801,164.00	37,874.00
		RU BS	8	0	0.00	0	7,993,918.00	0.00
		<b>Subtotal:</b>	1700	33	1.94	53	32,753,551.60	170,321.00
	JF							
		JA	1	0	0.00	0	81,375.00	0.00
		<b>Subtotal:</b>	1	0	0.00	0	81,375.00	0.00
	K							

	1K	66	1	1.52	1	1,038,768.00	1,966.00
	<b>Subtotal:</b>	66	1	1.52	1	1,038,768.00	1,966.00
<b>Total:</b>		2717	65	2.39	85	48,228,842.60	220,948.00

**Test Violation Detail Listing**

13	Antiknock Index	15.29%
1	Biodiesel Content	1.18%
1	Distillation 50%	1.18%
9	Ethanol	10.59%
21	Flash Point	24.71%
1	Lubricity	1.18%
1	Motor Octane Number	1.18%
7	Phase Separation	8.24%
1	Saybolt Color	1.18%
3	Sulfur	3.53%
9	Total Oxygen	10.59%
6	Vapor Pressure	7.06%
3	Water	3.53%
1	Water & Sediment	1.18%
8	Workmanship	9.41%

District	Prod Code	Grade	Total Sample	Samples in Violation	%	Test Violation Total	Total Volumn (Gals)	Total in Violation
<b>Middle</b>								
	AG							
		100LL	31	1	3.23	1	154,680.00	1,500.00
		<b>Subtotal:</b>	31	1	3.23	1	154,680.00	1,500.00
	BDB							
		B20 S15	6	2	33.33	2	35,265.00	4,761.00
		B6-20 S15	11	5	45.45	6	167,073.00	12,260.00
		<b>Subtotal:</b>	17	7	41.18	8	202,338.00	17,021.00
	D							
		2D S15	809	35	4.33	35	2,987,731.40	64,326.00
		<b>Subtotal:</b>	809	35	4.33	35	2,987,731.40	64,326.00
	DFE							
		E100	1	0	0.00	0	0.00	0.00
		<b>Subtotal:</b>	1	0	0.00	0	0.00	0.00
	E85							
		E-85	32	5	15.63	6	94,271.00	13,620.00
		<b>Subtotal:</b>	32	5	15.63	6	94,271.00	13,620.00
	G							
		MG	365	6	1.64	7	1,465,534.90	7,236.00
		PU	409	16	3.91	27	955,511.30	43,803.00
		RU	980	12	1.22	33	4,821,046.50	115,393.00
		<b>Subtotal:</b>	1754	34	1.94	67	7,242,092.70	166,432.00
	K							
		1K	74	1	1.35	2	59,530.00	2,208.00

Subtotal: 74 1 1.35 2 59,530.00 2,208.00

Total: 2718 83 3.05 119 10,740,643.10 265,107.00

**Test Violation Detail Listing**

5	Antiknock Index	4.20%
5	Biodiesel Content	4.20%
1	Cloud Point	0.84%
1	Distillation 10%	0.84%
3	Distillation 50%	2.52%
1	Distillation 90%	0.84%
2	Distillation E.P.	1.68%
2	Driveability Index	1.68%
7	Ethanol	5.88%
31	Flash Point	26.05%
1	Motor Octane Number	0.84%
2	Oxidation Stability	1.68%
14	Phase Separation	11.76%
1	Saybolt Color	0.84%
3	Sulfur	2.52%
7	Total Oxygen	5.88%
14	Vapor Pressure	11.76%
4	Water	3.36%
1	Water & Sediment	0.84%
14	Workmanship	11.76%

District	Prod Code	Grade	Total Sample	Samples in Violation	%	Test Violation Total	Total Volumn (Gals)	Total in Violation
----------	-----------	-------	--------------	----------------------	---	----------------------	---------------------	--------------------

**West**

AG								
		100LL	18	0	0.00	0	92,383.00	0.00
		<b>Subtotal:</b>	18	0	0.00	0	92,383.00	0.00
BD								
		1 BDBS S15	1	0	0.00	0	0.00	0.00
		<b>Subtotal:</b>	1	0	0.00	0	0.00	0.00
BDB								
		B20 S15	1	0	0.00	0	2,764.00	0.00
		B6-20 S15	4	2	50.00	2	11,528.00	8,151.00
		<b>Subtotal:</b>	5	2	40.00	2	14,292.00	8,151.00
D								
		2D S15	396	26	6.57	27	1,596,779.36	58,088.00
		2D S500	3	0	0.00	0	7,802.00	0.00
		<b>Subtotal:</b>	399	26	6.52	27	1,604,581.36	58,088.00
DFE								
		E100	2	0	0.00	0	647,940.00	0.00
		<b>Subtotal:</b>	2	0	0.00	0	647,940.00	0.00
E85								
		E-85	1	0	0.00	0	469.00	0.00

	<b>Subtotal:</b>	1	0	0.00	0	469.00	0.00
G							
	MG	404	9	2.23	18	1,084,906.00	31,472.00
	PU	489	24	4.91	49	1,082,749.00	76,730.00
	RU	584	10	1.71	16	2,833,618.00	72,733.00
	<b>Subtotal:</b>	1477	43	2.91	83	5,001,273.00	180,935.00
K							
	1K	36	1	2.78	2	29,798.00	500.00
	<b>Subtotal:</b>	36	1	2.78	2	29,798.00	500.00
<b>Total:</b>		1939	72	3.71	114	7,390,736.36	247,674.00

**Test Violation Detail Listing**

15	Antiknock Index	13.16%
2	Biodiesel Content	1.75%
1	Distillation 10%	0.88%
1	Distillation 50%	0.88%
2	Distillation 90%	1.75%
2	Distillation E.P.	1.75%
2	Driveability Index	1.75%
8	Ethanol	7.02%
25	Flash Point	21.93%
1	Motor Octane Number	0.88%
21	Phase Separation	18.42%
1	Saybolt Color	0.88%
6	Total Oxygen	5.26%
2	Vapor Pressure	1.75%
1	Vapor-Liquid Ratio	0.88%
2	Water & Sediment	1.75%
22	Workmanship	19.30%

**Tennessee Department of Agriculture  
Product Violation Analysis Report**

Data Sorted with All Parameters  
Sample Date ranges from 07/01/2014 TO 06/30/2015

Today: 07/20/2015

Prod Code	Grade	Total Samples	Samples in Violation	%	Test Violation Total	Total Volumn (Gals)	Total in Violation
Aviation Gasoline							
	100LL	71	2	2.82	2	308,567	3,200
<b>Subtotal:</b>		<b>71</b>	<b>2</b>	<b>2.82</b>	<b>2</b>	<b>308,567</b>	<b>3,200</b>

-----  
**Test Violation Detail Listing**  
-----

2                                  Vapor Pressure                                  100.00%

**Tennessee Department of Agriculture  
Product Violation Analysis Report**

Data Sorted with All Parameters  
Sample Date ranges from 07/01/2014 TO 06/30/2015

Today: 07/20/2015

Prod Code	Grade	Total Samples	Samples in Violation	%	Test Violation Total	Total Volumn (Gals)	Total in Violation
Biodiesel							
	1 BDDBS S15	1	0	0.00	0	0	0
<b>Subtotal:</b>		<b>1</b>	<b>0</b>	<b>0.00</b>	<b>0</b>	<b>0</b>	<b>0</b>

**Tennessee Department of Agriculture  
Product Violation Analysis Report**

Data Sorted with All Parameters  
Sample Date ranges from 07/01/2014 TO 06/30/2015

Today: 07/20/2015

Prod Code	Grade	Total Samples	Samples in Violation	%	Test Violation Total	Total Volumn (Gals)	Total in Violation
Biodiesel Blend							
	B20 S15	10	3	30.00	3	74,321	5,333
	B6-20 S15	17	7	41.18	8	184,082	20,411
<b>Subtotal:</b>		<b>27</b>	<b>10</b>	<b>37.04</b>	<b>11</b>	<b>258,403</b>	<b>25,744</b>

-----  
**Test Violation Detail Listing**  
-----

8                                  Biodiesel Content                                  72.73%  
1                                  Flash Point                                  9.09%  
2                                  Oxidation Stability                                  18.18%

**Tennessee Department of Agriculture  
Product Violation Analysis Report**

Data Sorted with All Parameters  
Sample Date ranges from 07/01/2014 TO 06/30/2015

Today: 07/20/2015

Prod Code	Grade	Total Samples	Samples in Violation	%	Test Violation Total	Total Volumn (Gals)	Total in Violation
Denat. Fuel EtOH							
	E100	14	0	0.00	0	3,894,196	0
<b>Subtotal:</b>		<b>14</b>	<b>0</b>	<b>0.00</b>	<b>0</b>	<b>3,894,196</b>	<b>0</b>

**Tennessee Department of Agriculture  
Product Violation Analysis Report**

Data Sorted with All Parameters  
Sample Date ranges from 07/01/2014 TO 06/30/2015

Today: 07/20/2015

Prod Code	Grade	Total Samples	Samples in Violation	%	Test Violation Total	Total Volumn (Gals)	Total in Violation
Diesel							
	2D S15	2099	87	4.14	88	15,561,119	162,075
	2D S500	5	0	0.00	0	9,302	0
	<b>Subtotal:</b>	<b>2104</b>	<b>87</b>	<b>4.13</b>	<b>88</b>	<b>15,570,421</b>	<b>162,075</b>

-----  
**Test Violation Detail Listing**  
-----

1	Cloud Point	1.14%
1	Distillation 90%	1.14%
76	Flash Point	86.36%
1	Lubricity	1.14%
6	Sulfur	6.82%
3	Water & Sediment	3.41%

**Tennessee Department of Agriculture  
Product Violation Analysis Report**

Data Sorted with All Parameters  
Sample Date ranges from 07/01/2014 TO 06/30/2015

Today: 07/20/2015

Prod Code	Grade	Total Samples	Samples in Violation	%	Test Violation Total	Total Volumn (Gals)	Total in Violation
E-85 Fuel Ethanol							
	E-85	48	8	16.67	9	127,545	20,348
	<b>Subtotal:</b>	<b>48</b>	<b>8</b>	<b>16.67</b>	<b>9</b>	<b>127,545</b>	<b>20,348</b>

-----  
**Test Violation Detail Listing**  
-----

2	Vapor Pressure	22.22%
7	Water	77.78%

**Tennessee Department of Agriculture  
Product Violation Analysis Report**

Data Sorted with All Parameters  
Sample Date ranges from 07/01/2014 TO 06/30/2015

Today: 07/20/2015

Prod Code	Grade	Total Samples	Samples in Violation	%	Test Violation Total	Total Volumn (Gals)	Total in Violation
Fuel Oils							
	No. 1 FO	3	0	0.00	0	3,227	0
	<b>Subtotal:</b>	<b>3</b>	<b>0</b>	<b>0.00</b>	<b>0</b>	<b>3,227</b>	<b>0</b>

**Tennessee Department of Agriculture  
Product Violation Analysis Report**

Data Sorted with All Parameters  
Sample Date ranges from 07/01/2014 TO 06/30/2015

Today: 07/20/2015



Prod Code	Grade	Total Samples	Samples in Violation	%	Test Violation Total	Total Volumn (Gals)	Total in Violation
Gasoline							
	MG	1131	28	2.48	43	3,574,569	145,766
	PU	1312	49	3.73	91	5,666,578	145,922
	PU BS	1	0	0.00	0	307,818	0
	RU	2480	33	1.33	69	27,455,829	226,000
	RU BS	8	0	0.00	0	7,993,918	0
<b>Subtotal:</b>		<b>4932</b>	<b>110</b>	<b>2.23</b>	<b>203</b>	<b>44,998,712</b>	<b>517,688</b>

-----  
**Test Violation Detail Listing**  
-----

33	Antiknock Index	16.26%
2	Distillation 10%	0.99%
5	Distillation 50%	2.46%
2	Distillation 90%	0.99%
3	Distillation E.P.	1.48%
4	Driveability Index	1.97%
24	Ethanol	11.82%
3	Motor Octane Number	1.48%
42	Phase Separation	20.69%
22	Total Oxygen	10.84%
18	Vapor Pressure	8.87%
1	Vapor-Liquid Ratio	0.49%
44	Workmanship	21.67%

**Tennessee Department of Agriculture  
Product Violation Analysis Report**

Data Sorted with All Parameters  
Sample Date ranges from 07/01/2014 TO 06/30/2015

Today: 07/20/2015

Prod Code	Grade	Total Samples	Samples in Violation	%	Test Violation Total	Total Volumn (Gals)	Total in Violation
Jet Fuel							
	JA	1	0	0.00	0	81,375	0
<b>Subtotal:</b>		<b>1</b>	<b>0</b>	<b>0.00</b>	<b>0</b>	<b>81,375</b>	<b>0</b>

**Tennessee Department of Agriculture  
Product Violation Analysis Report**

Data Sorted with All Parameters  
Sample Date ranges from 07/01/2014 TO 06/30/2015

Today: 07/20/2015

Prod Code	Grade	Total Samples	Samples in Violation	%	Test Violation Total	Total Volumn (Gals)	Total in Violation
Kerosene							
	1K	176	3	1.70	5	1,128,096	4,674
<b>Subtotal:</b>		<b>176</b>	<b>3</b>	<b>1.70</b>	<b>5</b>	<b>1,128,096</b>	<b>4,674</b>

-----  
**Test Violation Detail Listing**  
-----

1	Distillation E.P.	20.00%
3	Saybolt Color	60.00%
1	Water & Sediment	20.00%

**Tennessee Department of Agriculture  
Business Type Violation Analysis Report**

Data Sorted with All Parameters  
Sample Date ranges from 07/01/2014 TO 06/30/2015

Today: 07/20/2015

Business Type	Prod Code	Grade	Total Sample	Samples in Violation	%	Test Violation Total	Total Volumn (Gals)	Total in Violation
<b>Airport</b>								
	AG							
		100LL	56	1	1.79	1	250,382.00	1,500.00
		<b>Subtotal:</b>	56	1	1.79	1	250,382.00	1,500.00
	<b>Total:</b>		56	1	1.79	1	250,382.00	1,500.00

**Test Violation Detail Listing**

1 Vapor Pressure 100.00%

Business Type	Prod Code	Grade	Total Sample	Samples in Violation	%	Test Violation Total	Total Volumn (Gals)	Total in Violation
<b>Distributor</b>								
	D							
		2D S15	119	3	2.52	3	653,945.36	18,642.00
		2D S500	1	0	0.00	0	5,186.00	0.00
		<b>Subtotal:</b>	120	3	2.50	3	659,131.36	18,642.00
	DFE							
		E100	1	0	0.00	0	0.00	0.00
		<b>Subtotal:</b>	1	0	0.00	0	0.00	0.00
	G							
		MG	3	0	0.00	0	6,491.00	0.00
		PU	11	2	18.18	3	65,671.00	15,874.00
		RU	15	0	0.00	0	57,883.00	0.00
		<b>Subtotal:</b>	29	2	6.90	3	130,045.00	15,874.00
	<b>Total:</b>		150	5	3.33	6	789,176.36	34,516.00

**Test Violation Detail Listing**

1 Driveability Index 16.67%  
 1 Ethanol 16.67%  
 2 Flash Point 33.33%  
 1 Sulfur 16.67%  
 1 Total Oxygen 16.67%

Business Type	Prod Code	Grade	Total Sample	Samples in Violation	%	Test Violation Total	Total Volumn (Gals)	Total in Violation
<b>Individual</b>								
	G							
		MG	1	0	0.00	0	3,498.00	0.00
		PU	1	0	0.00	0	1,629.00	0.00
		<b>Subtotal:</b>	2	0	0.00	0	5,127.00	0.00
	<b>Total:</b>		2	0	0.00	0	5,127.00	0.00

Business Type	Prod Code	Grade	Total Sample	Samples in Violation	%	Test Violation Total	Total Volumn (Gals)	Total in Violation
<b>Marina</b>								
	AG							
		100LL	1	0	0.00	0	3,402.00	0.00
		<b>Subtotal:</b>	1	0	0.00	0	3,402.00	0.00
	D							
		2D S15	26	3	11.54	3	73,544.00	3,147.00
		2D S500	1	0	0.00	0	729.00	0.00
		<b>Subtotal:</b>	27	3	11.11	3	74,273.00	3,147.00
	G							
		MG	39	3	7.69	3	81,852.60	1,823.00
		PU	39	1	2.56	2	91,418.00	1,792.00
		RU	69	3	4.35	4	193,268.00	1,914.00
		<b>Subtotal:</b>	147	7	4.76	9	366,538.60	5,529.00
	<b>Total:</b>		175	10	5.71	12	444,213.60	8,676.00

**Test Violation Detail Listing**

3	Antiknock Index	25.00%
2	Flash Point	16.67%
1	Motor Octane Number	8.33%
1	Phase Separation	8.33%
1	Sulfur	8.33%
3	Vapor Pressure	25.00%
1	Workmanship	8.33%

Business Type	Prod Code	Grade	Total Sample	Samples in Violation	%	Test Violation Total	Total Volumn (Gals)	Total in Violation
<b>Other</b>								
	G							
		PU	1	0	0.00	0	3,300.00	0.00
		RU	1	0	0.00	0	7,558.00	0.00
		<b>Subtotal:</b>	2	0	0.00	0	10,858.00	0.00
	K							
		1K	1	0	0.00	0	1,117.00	0.00
		<b>Subtotal:</b>	1	0	0.00	0	1,117.00	0.00
	<b>Total:</b>		3	0	0.00	0	11,975.00	0.00

Business Type	Prod Code	Grade	Total Sample	Samples in Violation	%	Test Violation Total	Total Volumn (Gals)	Total in Violation
<b>Retailer</b>								
	AG							
		100LL	14	1	7.14	1	54,783.00	1,700.00
		<b>Subtotal:</b>	14	1	7.14	1	54,783.00	1,700.00
	BDB							
		B20 S15	10	3	30.00	3	74,321.00	5,333.00
		B6-20 S15	17	7	41.18	8	184,082.00	20,411.00

	<b>Subtotal:</b>	27	10	37.04	11	258,403.00	25,744.00
D							
	2D S15	1942	81	4.17	82	6,444,568.40	140,286.00
	2D S500	3	0	0.00	0	3,387.00	0.00
	<b>Subtotal:</b>	1945	81	4.16	82	6,447,955.40	140,286.00
E85							
	E-85	48	8	16.67	9	127,545.00	20,348.00
	<b>Subtotal:</b>	48	8	16.67	9	127,545.00	20,348.00
FO							
	No. 1 FO	3	0	0.00	0	3,227.00	0.00
	<b>Subtotal:</b>	3	0	0.00	0	3,227.00	0.00
G							
	MG	1087	25	2.30	40	3,480,932.80	143,943.00
	PU	1248	46	3.69	86	2,880,862.40	128,256.00
	RU	2379	30	1.26	65	11,838,787.50	224,086.00
	<b>Subtotal:</b>	4714	101	2.14	191	18,200,582.70	496,285.00
K							
	1K	174	3	1.72	5	160,811.00	4,674.00
	<b>Subtotal:</b>	174	3	1.72	5	160,811.00	4,674.00
<b>Total:</b>		6925	204	2.95	299	25,253,307.10	689,037.00

#### Test Violation Detail Listing

30	Antiknock Index	10.03%
8	Biodiesel Content	2.68%
1	Cloud Point	0.33%
2	Distillation 10%	0.67%
5	Distillation 50%	1.67%
3	Distillation 90%	1.00%
4	Distillation E.P.	1.34%
3	Driveability Index	1.00%
23	Ethanol	7.69%
73	Flash Point	24.41%
1	Lubricity	0.33%
2	Motor Octane Number	0.67%
2	Oxidation Stability	0.67%
41	Phase Separation	13.71%
3	Saybolt Color	1.00%
4	Sulfur	1.34%
21	Total Oxygen	7.02%
18	Vapor Pressure	6.02%
1	Vapor-Liquid Ratio	0.33%
7	Water	2.34%
4	Water & Sediment	1.34%
43	Workmanship	14.38%

Business Type	Prod Code	Grade	Total Sample	Samples in Violation	%	Test Violation Total	Total Volume (Gals)	Total in Violation
---------------	-----------	-------	--------------	----------------------	---	----------------------	---------------------	--------------------

## Terminal

BD							
	1 BDBS S15	1	0	0.00	0	0.00	0.00
	<b>Subtotal:</b>	1	0	0.00	0	0.00	0.00
D							
	2D S15	11	0	0.00	0	8,387,049.00	0.00
	<b>Subtotal:</b>	11	0	0.00	0	8,387,049.00	0.00
DFE							
	E100	13	0	0.00	0	3,894,196.00	0.00
	<b>Subtotal:</b>	13	0	0.00	0	3,894,196.00	0.00
G							
	PU	12	0	0.00	0	2,623,698.00	0.00
	PU BS	1	0	0.00	0	307,818.00	0.00
	RU	16	0	0.00	0	15,358,332.00	0.00
	RU BS	8	0	0.00	0	7,993,918.00	0.00
	<b>Subtotal:</b>	37	0	0.00	0	26,283,766.00	0.00
JF							
	JA	1	0	0.00	0	81,375.00	0.00
	<b>Subtotal:</b>	1	0	0.00	0	81,375.00	0.00
K							
	1K	1	0	0.00	0	966,168.00	0.00
	<b>Subtotal:</b>	1	0	0.00	0	966,168.00	0.00
<b>Total:</b>		64	0	0.00	0	39,612,554.00	0.00

**Tennessee Department of Agriculture  
Inspection Type Violation Analysis Report**

Data Sorted with All Parameters  
Sample Date ranges from 07/01/2014 TO 06/30/2015

Today: 07/20/2015

Inspection Type	Prod Code	Grade	Total Sample	Samples in Violation	%	Test Violation Total	Total Volumn (Gals)	Total in Violation
<b>Complaint</b>								
	D							
		2D S15	20	2	10.00	2	94,046.00	3,360.00
		<b>Subtotal:</b>	20	2	10.00	2	94,046.00	3,360.00
	G							
		MG	3	0	0.00	0	8,836.00	0.00
		PU	28	7	25.00	23	63,671.00	40,532.00
		RU	53	4	7.55	8	336,205.00	26,654.00
		<b>Subtotal:</b>	84	11	13.10	31	408,712.00	67,186.00
	<b>Total:</b>		104	13	12.50	33	502,758.00	70,546.00

**Test Violation Detail Listing**

3	Antiknock Index	9.09%
1	Distillation 50%	3.03%
1	Distillation 90%	3.03%
1	Distillation E.P.	3.03%
1	Driveability Index	3.03%
1	Flash Point	3.03%
1	Motor Octane Number	3.03%
11	Phase Separation	33.33%
1	Vapor-Liquid Ratio	3.03%
1	Water & Sediment	3.03%
11	Workmanship	33.33%

Inspection Type	Prod Code	Grade	Total Sample	Samples in Violation	%	Test Violation Total	Total Volumn (Gals)	Total in Violation
<b>Follow-Up</b>								
	AG							
		100LL	1	0	0.00	0	5,456.00	0.00
		<b>Subtotal:</b>	1	0	0.00	0	5,456.00	0.00
	D							
		2D S15	49	13	26.53	13	101,018.00	15,423.00
		<b>Subtotal:</b>	49	13	26.53	13	101,018.00	15,423.00
	E85							
		E-85	3	1	33.33	1	6,315.00	2,609.00
		<b>Subtotal:</b>	3	1	33.33	1	6,315.00	2,609.00
	G							
		MG	13	1	7.69	2	24,909.00	2,136.00
		PU	33	2	6.06	4	46,759.00	5,304.00
		RU	15	0	0.00	0	45,144.00	0.00
		<b>Subtotal:</b>	61	3	4.92	6	116,812.00	7,440.00

	K							
		1K	1	0	0.00	0	626.00	0.00
		<b>Subtotal:</b>	1	0	0.00	0	626.00	0.00
	<b>Total:</b>		115	17	14.78	20	230,227.00	25,472.00

**Test Violation Detail Listing**

13	Flash Point	65.00%
3	Phase Separation	15.00%
1	Water	5.00%
3	Workmanship	15.00%

Inspection Type	Prod Code	Grade	Total Sample	Samples in Violation	%	Test Violation Total	Total Volumn (Gals)	Total in Violation
<b>Office Request</b>								
	D							
		2D S15	5	1	20.00	1	8,248.00	1,624.00
		<b>Subtotal:</b>	5	1	20.00	1	8,248.00	1,624.00
	DFE							
		E100	1	0	0.00	0	0.00	0.00
		<b>Subtotal:</b>	1	0	0.00	0	0.00	0.00
	G							
		MG	4	0	0.00	0	10,992.00	0.00
		PU	3	0	0.00	0	2,111.00	0.00
		RU	5	0	0.00	0	23,515.00	0.00
		<b>Subtotal:</b>	12	0	0.00	0	36,618.00	0.00
	K							
		1K	1	0	0.00	0	1,517.00	0.00
		<b>Subtotal:</b>	1	0	0.00	0	1,517.00	0.00
	<b>Total:</b>		19	1	5.26	1	46,383.00	1,624.00

**Test Violation Detail Listing**

1	Flash Point	100.00%
---	-------------	---------

Inspection Type	Prod Code	Grade	Total Sample	Samples in Violation	%	Test Violation Total	Total Volumn (Gals)	Total in Violation
<b>Routine</b>								
	AG							
		100LL	70	2	2.86	2	303,111.00	3,200.00
		<b>Subtotal:</b>	70	2	2.86	2	303,111.00	3,200.00
	BD							
		1 BDBS S15	1	0	0.00	0	0.00	0.00
		<b>Subtotal:</b>	1	0	0.00	0	0.00	0.00
	BDB							
		B20 S15	10	3	30.00	3	74,321.00	5,333.00
		B6-20 S15	17	7	41.18	8	184,082.00	20,411.00
		<b>Subtotal:</b>	27	10	37.04	11	258,403.00	25,744.00
	D							
		2D S15	2024	71	3.51	72	15,355,794.76	141,668.00



2D S500	5	0	0.00	0	9,302.00	0.00
<b>Subtotal:</b>	2029	71	3.50	72	15,365,096.76	141,668.00
DFE						
E100	13	0	0.00	0	3,894,196.00	0.00
<b>Subtotal:</b>	13	0	0.00	0	3,894,196.00	0.00
E85						
E-85	45	7	15.56	8	121,230.00	17,739.00
<b>Subtotal:</b>	45	7	15.56	8	121,230.00	17,739.00
FO						
No. 1 FO	3	0	0.00	0	3,227.00	0.00
<b>Subtotal:</b>	3	0	0.00	0	3,227.00	0.00
G						
MG	1110	27	2.43	41	3,528,037.40	143,630.00
PU	1248	40	3.21	64	5,554,037.40	100,086.00
PU BS	1	0	0.00	0	307,818.00	0.00
RU	2407	29	1.20	61	27,050,964.50	199,346.00
RU BS	8	0	0.00	0	7,993,918.00	0.00
<b>Subtotal:</b>	4774	96	2.01	166	44,434,775.30	443,062.00
JF						
JA	1	0	0.00	0	81,375.00	0.00
<b>Subtotal:</b>	1	0	0.00	0	81,375.00	0.00
K						
1K	174	3	1.72	5	1,125,953.00	4,674.00
<b>Subtotal:</b>	174	3	1.72	5	1,125,953.00	4,674.00
<b>Total:</b>	7137	189	2.65	264	65,587,367.06	636,087.00

#### Test Violation Detail Listing

30	Antiknock Index	11.36%
8	Biodiesel Content	3.03%
1	Cloud Point	0.38%
2	Distillation 10%	0.76%
4	Distillation 50%	1.52%
2	Distillation 90%	0.76%
3	Distillation E.P.	1.14%
3	Driveability Index	1.14%
24	Ethanol	9.09%
62	Flash Point	23.48%
1	Lubricity	0.38%
2	Motor Octane Number	0.76%
2	Oxidation Stability	0.76%
28	Phase Separation	10.61%
3	Saybolt Color	1.14%
6	Sulfur	2.27%
22	Total Oxygen	8.33%
22	Vapor Pressure	8.33%
6	Water	2.27%

3

Water & Sediment

1.14%

30

Workmanship

11.36%

Tennessee Department of Agriculture  
County Violation Analysis Report

Data Sorted with All Parameters  
Sample Date ranges from 07/01/2014 TO 06/30/2015

Today: 07/20/2015

County	Prod Code	Grade	Total Sample	Samples in Violation	%	Test Violation Total	Total Volume (Gals)	Total in Violation
<b>1 - ANDERSON</b>								
		D						
		2D S15	31	1	3.23	1	81,552.00	1,279.00
		<b>Subtotal:</b>	31	1	3.23	1	81,552.00	1,279.00
		E85						
		E-85	1	0	0.00	0	992.00	0.00
		<b>Subtotal:</b>	1	0	0.00	0	992.00	0.00
		G						
		MG	26	1	3.85	2	67,990.00	3,936.00
		PU	17	0	0.00	0	52,020.00	0.00
		RU	18	0	0.00	0	63,405.00	0.00
		<b>Subtotal:</b>	61	1	1.64	2	183,415.00	3,936.00
		K						
		1K	2	0	0.00	0	1,873.00	0.00
		<b>Subtotal:</b>	2	0	0.00	0	1,873.00	0.00
		<b>Total:</b>	95	2	2.11	3	267,832.00	5,215.00
<b>2 - BEDFORD</b>								
		AG						
		100LL	1	0	0.00	0	6,066.00	0.00
		<b>Subtotal:</b>	1	0	0.00	0	6,066.00	0.00
		D						
		2D S15	17	2	11.76	2	67,271.00	2,648.00
		<b>Subtotal:</b>	17	2	11.76	2	67,271.00	2,648.00
		G						
		MG	4	0	0.00	0	7,517.00	0.00
		PU	7	1	14.29	2	12,955.00	2,008.00
		RU	25	1	4.00	4	185,534.00	1,084.00
		<b>Subtotal:</b>	36	2	5.56	6	206,006.00	3,092.00
		<b>Total:</b>	54	4	7.41	8	279,343.00	5,740.00
<b>3 - Benton</b>								
		AG						
		100LL	1	0	0.00	0	5,540.00	0.00
		<b>Subtotal:</b>	1	0	0.00	0	5,540.00	0.00
		D						
		2D S15	11	0	0.00	0	53,256.00	0.00
		<b>Subtotal:</b>	11	0	0.00	0	53,256.00	0.00
		G						
		MG	5	1	20.00	1	6,294.00	1,573.00
		PU	4	0	0.00	0	6,248.00	0.00

	RU	12	0	0.00	0	28,201.00	0.00
	<b>Subtotal:</b>	21	1	4.76	1	40,743.00	1,573.00
K							
	1K	2	0	0.00	0	3,178.00	0.00
	<b>Subtotal:</b>	2	0	0.00	0	3,178.00	0.00
<b>Total:</b>		35	1	2.86	1	102,717.00	1,573.00

#### 4 - BLEDSOE

D							
	2D S15	13	1	7.69	1	17,333.00	267.00
	<b>Subtotal:</b>	13	1	7.69	1	17,333.00	267.00
G							
	MG	2	0	0.00	0	3,358.00	0.00
	RU	13	0	0.00	0	29,486.00	0.00
	<b>Subtotal:</b>	15	0	0.00	0	32,844.00	0.00
<b>Total:</b>		28	1	3.57	1	50,177.00	267.00

#### 5 - Blount

AG							
	100LL	1	0	0.00	0	1,140.00	0.00
	<b>Subtotal:</b>	1	0	0.00	0	1,140.00	0.00
D							
	2D S15	42	0	0.00	0	103,654.00	0.00
	<b>Subtotal:</b>	42	0	0.00	0	103,654.00	0.00
G							
	MG	12	0	0.00	0	24,740.00	0.00
	PU	18	1	5.56	1	45,600.00	1,300.00
	RU	55	1	1.82	1	374,864.00	1,000.00
	<b>Subtotal:</b>	85	2	2.35	2	445,204.00	2,300.00
K							
	1K	4	0	0.00	0	5,950.00	0.00
	<b>Subtotal:</b>	4	0	0.00	0	5,950.00	0.00
<b>Total:</b>		132	2	1.52	2	555,948.00	2,300.00

#### 6 - BRADLEY

AG							
	100LL	1	0	0.00	0	6,923.00	0.00
	<b>Subtotal:</b>	1	0	0.00	0	6,923.00	0.00
D							
	2D S15	47	2	4.26	2	118,044.00	2,548.00
	<b>Subtotal:</b>	47	2	4.26	2	118,044.00	2,548.00
E85							
	E-85	3	0	0.00	0	7,932.00	0.00
	<b>Subtotal:</b>	3	0	0.00	0	7,932.00	0.00
G							
	MG	10	0	0.00	0	28,558.00	0.00
	PU	10	0	0.00	0	27,445.00	0.00
	RU	47	0	0.00	0	236,495.00	0.00

	<b>Subtotal:</b>	67	0	0.00	0	292,498.00	0.00
K							
	1K	3	0	0.00	0	3,403.00	0.00
	<b>Subtotal:</b>	3	0	0.00	0	3,403.00	0.00
<b>Total:</b>		121	2	1.65	2	428,800.00	2,548.00

#### 7 - Campbell

AG							
	100LL	1	0	0.00	0	2,045.00	0.00
	<b>Subtotal:</b>	1	0	0.00	0	2,045.00	0.00
D							
	2D S15	23	1	4.35	1	59,119.00	3,746.00
	<b>Subtotal:</b>	23	1	4.35	1	59,119.00	3,746.00
G							
	MG	17	3	17.65	3	44,211.00	9,674.00
	PU	21	2	9.52	4	34,447.00	8,555.00
	RU	7	0	0.00	0	25,745.00	0.00
	<b>Subtotal:</b>	45	5	11.11	7	104,403.00	18,229.00
K							
	1K	2	0	0.00	0	3,060.00	0.00
	<b>Subtotal:</b>	2	0	0.00	0	3,060.00	0.00
<b>Total:</b>		71	6	8.45	8	168,627.00	21,975.00

#### 8 - Cannon

D							
	2D S15	4	0	0.00	0	11,572.00	0.00
	<b>Subtotal:</b>	4	0	0.00	0	11,572.00	0.00
G							
	PU	4	0	0.00	0	6,891.00	0.00
	RU	8	0	0.00	0	27,851.00	0.00
	<b>Subtotal:</b>	12	0	0.00	0	34,742.00	0.00
<b>Total:</b>		16	0	0.00	0	46,314.00	0.00

#### 9 - Carroll

AG							
	100LL	1	0	0.00	0	7,798.00	0.00
	<b>Subtotal:</b>	1	0	0.00	0	7,798.00	0.00
D							
	2D S15	12	0	0.00	0	41,815.00	0.00
	2D S500	1	0	0.00	0	1,887.00	0.00
	<b>Subtotal:</b>	13	0	0.00	0	43,702.00	0.00
G							
	MG	14	1	7.14	2	39,462.00	3,544.00
	PU	9	0	0.00	0	20,034.00	0.00
	RU	19	0	0.00	0	51,395.00	0.00
	<b>Subtotal:</b>	42	1	2.38	2	110,891.00	3,544.00
K							
	1K	4	1	25.00	2	1,870.00	500.00

	<b>Subtotal:</b>	4	1	25.00	2	1,870.00	500.00
<b>Total:</b>		60	2	3.33	4	164,261.00	4,044.00
<b>10 - CARTER</b>							
AG							
	100LL	1	0	0.00	0	3,584.00	0.00
	<b>Subtotal:</b>	1	0	0.00	0	3,584.00	0.00
D							
	2D S15	10	1	10.00	1	35,200.00	2,522.00
	<b>Subtotal:</b>	10	1	10.00	1	35,200.00	2,522.00
G							
	MG	4	0	0.00	0	12,924.00	0.00
	PU	3	0	0.00	0	7,055.00	0.00
	RU	6	0	0.00	0	37,750.00	0.00
	<b>Subtotal:</b>	13	0	0.00	0	57,729.00	0.00
K							
	1K	2	0	0.00	0	1,231.00	0.00
	<b>Subtotal:</b>	2	0	0.00	0	1,231.00	0.00
<b>Total:</b>		26	1	3.85	1	97,744.00	2,522.00

<b>11 - CHEATHAM</b>							
BDB							
	B20 S15	1	0	0.00	0	23,354.00	0.00
	<b>Subtotal:</b>	1	0	0.00	0	23,354.00	0.00
D							
	2D S15	19	0	0.00	0	39,174.00	0.00
	<b>Subtotal:</b>	19	0	0.00	0	39,174.00	0.00
G							
	MG	10	0	0.00	0	25,519.00	0.00
	PU	9	0	0.00	0	13,952.00	0.00
	RU	9	0	0.00	0	38,421.00	0.00
	<b>Subtotal:</b>	28	0	0.00	0	77,892.00	0.00
K							
	1K	4	0	0.00	0	2,116.00	0.00
	<b>Subtotal:</b>	4	0	0.00	0	2,116.00	0.00
<b>Total:</b>		52	0	0.00	0	142,536.00	0.00

<b>12 - CHESTER</b>							
D							
	2D S15	7	0	0.00	0	23,647.00	0.00
	<b>Subtotal:</b>	7	0	0.00	0	23,647.00	0.00
G							
	MG	3	0	0.00	0	9,608.00	0.00
	PU	6	0	0.00	0	9,554.00	0.00
	RU	7	0	0.00	0	19,819.00	0.00
	<b>Subtotal:</b>	16	0	0.00	0	38,981.00	0.00
K							
	1K	1	0	0.00	0	629.00	0.00

	<b>Subtotal:</b>	1	0	0.00	0	629.00	0.00
<b>Total:</b>		24	0	0.00	0	63,257.00	0.00

**13 - CLAIBORNE**

AG

100LL	1	0	0.00	0	835.00	0.00
<b>Subtotal:</b>	1	0	0.00	0	835.00	0.00

D

2D S15	16	1	6.25	1	25,539.00	1,313.00
<b>Subtotal:</b>	16	1	6.25	1	25,539.00	1,313.00

FO

No. 1 FO	2	0	0.00	0	1,608.00	0.00
<b>Subtotal:</b>	2	0	0.00	0	1,608.00	0.00

G

MG	8	1	12.50	2	18,619.00	3,546.00
PU	6	0	0.00	0	18,054.00	0.00
RU	13	0	0.00	0	31,488.00	0.00
<b>Subtotal:</b>	27	1	3.70	2	68,161.00	3,546.00

K

1K	1	0	0.00	0	1,335.00	0.00
<b>Subtotal:</b>	1	0	0.00	0	1,335.00	0.00

<b>Total:</b>	47	2	4.26	3	97,478.00	4,859.00
---------------	----	---	------	---	-----------	----------

**14 - CLAY**

D

2D S15	1	1	100.00	1	450.00	450.00
<b>Subtotal:</b>	1	1	100.00	1	450.00	450.00

G

MG	2	0	0.00	0	1,447.00	0.00
PU	3	0	0.00	0	5,427.00	0.00
RU	8	0	0.00	0	17,704.00	0.00
<b>Subtotal:</b>	13	0	0.00	0	24,578.00	0.00

<b>Total:</b>	14	1	7.14	1	25,028.00	450.00
---------------	----	---	------	---	-----------	--------

**15 - Cocke**

D

2D S15	15	0	0.00	0	49,390.00	0.00
<b>Subtotal:</b>	15	0	0.00	0	49,390.00	0.00

G

MG	5	0	0.00	0	7,600.00	0.00
PU	11	0	0.00	0	20,225.00	0.00
RU	26	0	0.00	0	72,025.00	0.00
<b>Subtotal:</b>	42	0	0.00	0	99,850.00	0.00

K

1K	1	0	0.00	0	400.00	0.00
<b>Subtotal:</b>	1	0	0.00	0	400.00	0.00

<b>Total:</b>	58	0	0.00	0	149,640.00	0.00
---------------	----	---	------	---	------------	------

**16 - COFFEE**

AG	100LL	1	0	0.00	0	9,188.00	0.00
	<b>Subtotal:</b>	1	0	0.00	0	9,188.00	0.00
D	2D S15	26	0	0.00	0	95,489.00	0.00
	<b>Subtotal:</b>	26	0	0.00	0	95,489.00	0.00
G	MG	11	0	0.00	0	27,666.00	0.00
	PU	6	1	16.67	1	8,203.00	2,680.00
	RU	39	1	2.56	5	200,552.00	3,870.00
	<b>Subtotal:</b>	56	2	3.57	6	236,421.00	6,550.00
K	1K	4	0	0.00	0	3,625.00	0.00
	<b>Subtotal:</b>	4	0	0.00	0	3,625.00	0.00
<b>Total:</b>		87	2	2.30	6	344,723.00	6,550.00

#### 17 - CROCKETT

D	2D S15	11	1	9.09	1	37,427.00	1,568.00
	<b>Subtotal:</b>	11	1	9.09	1	37,427.00	1,568.00
G	MG	5	0	0.00	0	14,173.00	0.00
	PU	7	1	14.29	3	11,683.00	2,781.00
	RU	12	1	8.33	1	39,229.00	2,239.00
	<b>Subtotal:</b>	24	2	8.33	4	65,085.00	5,020.00
K	1K	1	0	0.00	0	1,682.00	0.00
	<b>Subtotal:</b>	1	0	0.00	0	1,682.00	0.00
<b>Total:</b>		36	3	8.33	5	104,194.00	6,588.00

#### 18 - CUMBERLAND

AG	100LL	2	0	0.00	0	2,875.00	0.00
	<b>Subtotal:</b>	2	0	0.00	0	2,875.00	0.00
BDB	B20 S15	1	0	0.00	0	5,351.00	0.00
	B6-20 S15	1	0	0.00	0	4,364.00	0.00
	<b>Subtotal:</b>	2	0	0.00	0	9,715.00	0.00
D	2D S15	24	1	4.17	1	51,770.00	1,001.00
	<b>Subtotal:</b>	24	1	4.17	1	51,770.00	1,001.00
E85	E-85	2	0	0.00	0	5,092.00	0.00
	<b>Subtotal:</b>	2	0	0.00	0	5,092.00	0.00
G	MG	12	1	8.33	3	74,026.50	77,208.00
	PU	13	1	7.69	1	21,038.10	1,252.00



	RU	34	2	5.88	5	94,665.00	5,581.00
	<b>Subtotal:</b>	59	4	6.78	9	189,729.60	84,041.00
<b>Total:</b>		89	5	5.62	10	259,181.60	85,042.00

**19 - Davidson**

AG

	100LL	3	0	0.00	0	9,597.00	0.00
	<b>Subtotal:</b>	3	0	0.00	0	9,597.00	0.00

BDB

	B20 S15	2	2	100.00	2	4,761.00	4,761.00
	B6-20 S15	8	5	62.50	6	112,820.00	12,260.00
	<b>Subtotal:</b>	10	7	70.00	8	117,581.00	17,021.00

D

	2D S15	117	4	3.42	4	403,276.00	5,726.00
	<b>Subtotal:</b>	117	4	3.42	4	403,276.00	5,726.00

DFE

	E100	1	0	0.00	0	0.00	0.00
	<b>Subtotal:</b>	1	0	0.00	0	0.00	0.00

E85

	E-85	6	1	16.67	1	15,730.00	2,964.00
	<b>Subtotal:</b>	6	1	16.67	1	15,730.00	2,964.00

G

	MG	69	1	1.45	1	456,214.00	560.00
	PU	59	0	0.00	0	137,380.00	0.00
	RU	198	0	0.00	0	1,272,580.00	0.00
	<b>Subtotal:</b>	326	1	0.31	1	1,866,174.00	560.00

K

	1K	20	0	0.00	0	18,442.00	0.00
	<b>Subtotal:</b>	20	0	0.00	0	18,442.00	0.00

**Total:**

483	13	2.69	14	2,430,800.00	26,271.00
-----	----	------	----	--------------	-----------

**20 - DECATUR**

D

	2D S15	10	0	0.00	0	21,110.00	0.00
	<b>Subtotal:</b>	10	0	0.00	0	21,110.00	0.00

G

	MG	7	0	0.00	0	7,385.00	0.00
	PU	5	0	0.00	0	8,230.00	0.00
	RU	13	0	0.00	0	31,663.00	0.00
	<b>Subtotal:</b>	25	0	0.00	0	47,278.00	0.00

K

	1K	3	0	0.00	0	2,136.00	0.00
	<b>Subtotal:</b>	3	0	0.00	0	2,136.00	0.00

**Total:**

38	0	0.00	0	70,524.00	0.00
----	---	------	---	-----------	------

**21 - DEKALB**

AG

	100LL	1	0	0.00	0	4,171.00	0.00
--	-------	---	---	------	---	----------	------

	<b>Subtotal:</b>	1	0	0.00	0	4,171.00	0.00
D							
	2D S15	10	0	0.00	0	15,360.00	0.00
	<b>Subtotal:</b>	10	0	0.00	0	15,360.00	0.00
G							
	MG	7	0	0.00	0	14,790.00	0.00
	PU	2	0	0.00	0	3,681.00	0.00
	RU	24	0	0.00	0	92,426.00	0.00
	<b>Subtotal:</b>	33	0	0.00	0	110,897.00	0.00
K							
	1K	1	0	0.00	0	935.00	0.00
	<b>Subtotal:</b>	1	0	0.00	0	935.00	0.00
<b>Total:</b>		45	0	0.00	0	131,363.00	0.00

**22 - Dickson**

AG							
	100LL	1	0	0.00	0	3,128.00	0.00
	<b>Subtotal:</b>	1	0	0.00	0	3,128.00	0.00
BDB							
	B20 S15	1	0	0.00	0	2,512.00	0.00
	<b>Subtotal:</b>	1	0	0.00	0	2,512.00	0.00
D							
	2D S15	30	0	0.00	0	220,936.00	0.00
	<b>Subtotal:</b>	30	0	0.00	0	220,936.00	0.00
G							
	MG	14	0	0.00	0	41,020.00	0.00
	PU	14	0	0.00	0	29,605.00	0.00
	RU	15	0	0.00	0	44,967.00	0.00
	<b>Subtotal:</b>	43	0	0.00	0	115,592.00	0.00
<b>Total:</b>		75	0	0.00	0	342,168.00	0.00

**23 - DYER**

AG							
	100LL	1	0	0.00	0	7,859.00	0.00
	<b>Subtotal:</b>	1	0	0.00	0	7,859.00	0.00
D							
	2D S15	12	0	0.00	0	56,173.00	0.00
	<b>Subtotal:</b>	12	0	0.00	0	56,173.00	0.00
G							
	MG	14	1	7.14	2	35,059.00	1,438.00
	PU	15	1	6.67	1	31,468.00	2,674.00
	RU	25	0	0.00	0	76,673.00	0.00
	<b>Subtotal:</b>	54	2	3.70	3	143,200.00	4,112.00
K							
	1K	1	0	0.00	0	1,577.00	0.00
	<b>Subtotal:</b>	1	0	0.00	0	1,577.00	0.00
<b>Total:</b>		68	2	2.94	3	208,809.00	4,112.00

## 24 - FAYETTE

AG

100LL	1	0	0.00	0	4,985.00	0.00
<b>Subtotal:</b>	1	0	0.00	0	4,985.00	0.00

D

2D S15	16	2	12.50	2	84,010.00	902.00
<b>Subtotal:</b>	16	2	12.50	2	84,010.00	902.00

G

MG	9	0	0.00	0	22,620.00	0.00
PU	15	2	13.33	2	19,080.00	967.00
RU	11	1	9.09	1	18,263.00	314.00
<b>Subtotal:</b>	35	3	8.57	3	59,963.00	1,281.00

K

1K	1	0	0.00	0	237.00	0.00
<b>Subtotal:</b>	1	0	0.00	0	237.00	0.00

**Total:**

53 5 9.43 5 149,195.00 2,183.00

## 25 - FENTRESS

AG

100LL	1	0	0.00	0	3,200.00	0.00
<b>Subtotal:</b>	1	0	0.00	0	3,200.00	0.00

D

2D S15	9	0	0.00	0	23,996.30	0.00
<b>Subtotal:</b>	9	0	0.00	0	23,996.30	0.00

G

MG	3	0	0.00	0	13,807.90	0.00
PU	3	0	0.00	0	7,463.80	0.00
RU	12	0	0.00	0	34,362.00	0.00
<b>Subtotal:</b>	18	0	0.00	0	55,633.70	0.00

**Total:**

28 0 0.00 0 82,830.00 0.00

## 26 - FRANKLIN

AG

100LL	2	0	0.00	0	8,150.00	0.00
<b>Subtotal:</b>	2	0	0.00	0	8,150.00	0.00

D

2D S15	12	0	0.00	0	40,681.00	0.00
<b>Subtotal:</b>	12	0	0.00	0	40,681.00	0.00

G

MG	7	0	0.00	0	17,000.00	0.00
PU	11	1	9.09	2	16,887.00	2,520.00
RU	24	1	4.17	5	82,121.00	13,530.00
<b>Subtotal:</b>	42	2	4.76	7	116,008.00	16,050.00

K

1K	1	0	0.00	0	1,887.00	0.00
<b>Subtotal:</b>	1	0	0.00	0	1,887.00	0.00

**Total:**

57 2 3.51 7 166,726.00 16,050.00

## 27 - GIBSON

AG							
	100LL	2	0	0.00	0	6,235.00	0.00
	<b>Subtotal:</b>	2	0	0.00	0	6,235.00	0.00
D							
	2D S15	16	1	6.25	1	36,134.00	257.00
	<b>Subtotal:</b>	16	1	6.25	1	36,134.00	257.00
G							
	MG	20	1	5.00	2	54,233.00	4,206.00
	PU	14	1	7.14	1	26,338.00	1,373.00
	RU	20	0	0.00	0	87,586.00	0.00
	<b>Subtotal:</b>	54	2	3.70	3	168,157.00	5,579.00
K							
	1K	5	0	0.00	0	2,909.00	0.00
	<b>Subtotal:</b>	5	0	0.00	0	2,909.00	0.00
<b>Total:</b>		77	3	3.90	4	213,435.00	5,836.00

## 28 - GILES

AG							
	100LL	1	0	0.00	0	1,600.00	0.00
	<b>Subtotal:</b>	1	0	0.00	0	1,600.00	0.00
D							
	2D S15	21	2	9.52	2	64,198.00	2,923.00
	<b>Subtotal:</b>	21	2	9.52	2	64,198.00	2,923.00
G							
	MG	12	0	0.00	0	64,984.60	0.00
	PU	11	1	9.09	2	16,771.00	1,800.00
	RU	12	0	0.00	0	41,003.00	0.00
	<b>Subtotal:</b>	35	1	2.86	2	122,758.60	1,800.00
K							
	1K	6	1	16.67	2	3,669.00	2,208.00
	<b>Subtotal:</b>	6	1	16.67	2	3,669.00	2,208.00
<b>Total:</b>		63	4	6.35	6	192,225.60	6,931.00

## 29 - GRAINGER

D							
	2D S15	11	0	0.00	0	13,507.00	0.00
	<b>Subtotal:</b>	11	0	0.00	0	13,507.00	0.00
G							
	PU	6	0	0.00	0	8,325.00	0.00
	RU	14	1	7.14	2	29,755.00	292.00
	<b>Subtotal:</b>	20	1	5.00	2	38,080.00	292.00
<b>Total:</b>		31	1	3.23	2	51,587.00	292.00

## 30 - Greene

AG							
	100LL	1	0	0.00	0	900.00	0.00
	<b>Subtotal:</b>	1	0	0.00	0	900.00	0.00

D	2D S15	31	0	0.00	0	95,838.00	0.00
	2D S500	1	0	0.00	0	1,500.00	0.00
	<b>Subtotal:</b>	32	0	0.00	0	97,338.00	0.00
G	MG	17	0	0.00	0	41,000.00	0.00
	PU	15	1	6.67	2	28,200.00	2,100.00
	RU	38	0	0.00	0	184,500.00	0.00
	<b>Subtotal:</b>	70	1	1.43	2	253,700.00	2,100.00
K	1K	3	0	0.00	0	1,650.00	0.00
	<b>Subtotal:</b>	3	0	0.00	0	1,650.00	0.00
<b>Total:</b>		106	1	0.94	2	353,588.00	2,100.00

### 31 - GRUNDY

D	2D S15	4	0	0.00	0	5,985.00	0.00
	<b>Subtotal:</b>	4	0	0.00	0	5,985.00	0.00
G	MG	5	1	20.00	1	8,597.00	1,106.00
	PU	4	0	0.00	0	5,080.00	0.00
	RU	6	0	0.00	0	9,043.00	0.00
	<b>Subtotal:</b>	15	1	6.67	1	22,720.00	1,106.00
<b>Total:</b>		19	1	5.26	1	28,705.00	1,106.00

### 32 - Hamblen

AG	100LL	1	0	0.00	0	4,500.00	0.00
	<b>Subtotal:</b>	1	0	0.00	0	4,500.00	0.00
D	2D S15	33	1	3.03	1	90,114.00	537.00
	<b>Subtotal:</b>	33	1	3.03	1	90,114.00	537.00
G	MG	1	0	0.00	0	4,470.00	0.00
	PU	16	0	0.00	0	41,725.00	0.00
	RU	32	0	0.00	0	183,726.00	0.00
	<b>Subtotal:</b>	49	0	0.00	0	229,921.00	0.00
K	1K	1	0	0.00	0	632.00	0.00
	<b>Subtotal:</b>	1	0	0.00	0	632.00	0.00
<b>Total:</b>		84	1	1.19	1	325,167.00	537.00

### 33 - HAMILTON

AG	100LL	3	0	0.00	0	13,705.00	0.00
	<b>Subtotal:</b>	3	0	0.00	0	13,705.00	0.00
D	2D S15	112	3	2.68	3	4,236,724.00	6,472.00

	<b>Subtotal:</b>	112	3	2.68	3	4,236,724.00	6,472.00
DFE							
	E100	3	0	0.00	0	1,147,222.00	0.00
	<b>Subtotal:</b>	3	0	0.00	0	1,147,222.00	0.00
E85							
	E-85	6	2	33.33	2	13,916.00	4,323.00
	<b>Subtotal:</b>	6	2	33.33	2	13,916.00	4,323.00
G							
	MG	43	1	2.33	1	116,537.00	818.00
	PU	43	1	2.33	2	1,345,141.00	3,964.00
	RU	147	2	1.36	3	8,152,551.00	6,211.00
	<b>Subtotal:</b>	233	4	1.72	6	9,614,229.00	10,993.00
K							
	1K	16	1	6.25	1	11,629.00	1,966.00
	<b>Subtotal:</b>	16	1	6.25	1	11,629.00	1,966.00
<b>Total:</b>		373	10	2.68	12	15,037,425.00	23,754.00

#### 34 - HANCOCK

D							
	2D S15	2	0	0.00	0	6,654.00	0.00
	<b>Subtotal:</b>	2	0	0.00	0	6,654.00	0.00
G							
	PU	1	0	0.00	0	354.00	0.00
	RU	1	0	0.00	0	8,051.00	0.00
	<b>Subtotal:</b>	2	0	0.00	0	8,405.00	0.00
<b>Total:</b>		4	0	0.00	0	15,059.00	0.00

#### 35 - Hardeman

AG							
	100LL	1	0	0.00	0	2,707.00	0.00
	<b>Subtotal:</b>	1	0	0.00	0	2,707.00	0.00
D							
	2D S15	13	1	7.69	1	25,561.00	654.00
	<b>Subtotal:</b>	13	1	7.69	1	25,561.00	654.00
G							
	MG	10	0	0.00	0	16,448.00	0.00
	PU	13	1	7.69	2	20,366.00	1,936.00
	RU	20	0	0.00	0	39,922.00	0.00
	<b>Subtotal:</b>	43	1	2.33	2	76,736.00	1,936.00
<b>Total:</b>		57	2	3.51	3	105,004.00	2,590.00

#### 36 - HARDIN

AG							
	100LL	1	0	0.00	0	3,400.00	0.00
	<b>Subtotal:</b>	1	0	0.00	0	3,400.00	0.00
D							
	2D S15	13	0	0.00	0	54,497.00	0.00
	<b>Subtotal:</b>	13	0	0.00	0	54,497.00	0.00

G	MG	10	0	0.00	0	33,408.00	0.00
	PU	14	0	0.00	0	37,520.00	0.00
	RU	17	0	0.00	0	42,524.00	0.00
	<b>Subtotal:</b>	41	0	0.00	0	113,452.00	0.00
<b>Total:</b>		55	0	0.00	0	171,349.00	0.00

**37 - Hawkins**

AG	100LL	1	1	100.00	1	1,700.00	1,700.00
	<b>Subtotal:</b>	1	1	100.00	1	1,700.00	1,700.00
D	2D S15	7	0	0.00	0	20,903.00	0.00
	<b>Subtotal:</b>	7	0	0.00	0	20,903.00	0.00
G	MG	4	0	0.00	0	15,522.00	0.00
	PU	10	0	0.00	0	21,299.00	0.00
	RU	8	0	0.00	0	49,448.00	0.00
	<b>Subtotal:</b>	22	0	0.00	0	86,269.00	0.00
K	1K	1	0	0.00	0	1,000.00	0.00
	<b>Subtotal:</b>	1	0	0.00	0	1,000.00	0.00
<b>Total:</b>		31	1	3.23	1	109,872.00	1,700.00

**38 - HAYWOOD**

BDB	B6-20 S15	2	2	100.00	2	8,151.00	8,151.00
	<b>Subtotal:</b>	2	2	100.00	2	8,151.00	8,151.00
D	2D S15	4	0	0.00	0	23,014.00	0.00
	<b>Subtotal:</b>	4	0	0.00	0	23,014.00	0.00
G	MG	10	1	10.00	2	23,962.00	2,136.00
	PU	13	0	0.00	0	28,767.00	0.00
	RU	5	0	0.00	0	7,806.00	0.00
	<b>Subtotal:</b>	28	1	3.57	2	60,535.00	2,136.00
<b>Total:</b>		34	3	8.82	4	91,700.00	10,287.00

**39 - HENDERSON**

AG	100LL	1	0	0.00	0	7,292.00	0.00
	<b>Subtotal:</b>	1	0	0.00	0	7,292.00	0.00
D	2D S15	9	0	0.00	0	49,659.00	0.00
	<b>Subtotal:</b>	9	0	0.00	0	49,659.00	0.00
G	MG	3	0	0.00	0	9,360.00	0.00
	PU	10	1	10.00	1	23,264.00	6,014.00

	RU	9	0	0.00	0	32,578.00	0.00
	<b>Subtotal:</b>	22	1	4.55	1	65,202.00	6,014.00
<b>Total:</b>		32	1	3.13	1	122,153.00	6,014.00

#### 40 - Henry

AG

	100LL	1	0	0.00	0	9,400.00	0.00
	<b>Subtotal:</b>	1	0	0.00	0	9,400.00	0.00

D

	2D S15	14	0	0.00	0	48,932.00	0.00
	2D S500	1	0	0.00	0	729.00	0.00
	<b>Subtotal:</b>	15	0	0.00	0	49,661.00	0.00

G

	MG	9	0	0.00	0	27,963.00	0.00
	PU	14	1	7.14	2	25,903.00	3,140.00
	RU	24	1	4.17	1	94,593.00	2,539.00
	<b>Subtotal:</b>	47	2	4.26	3	148,459.00	5,679.00

K

	1K	2	0	0.00	0	1,810.00	0.00
	<b>Subtotal:</b>	2	0	0.00	0	1,810.00	0.00

**Total:**

		65	2	3.08	3	209,330.00	5,679.00
--	--	----	---	------	---	------------	----------

#### 41 - Hickman

AG

	100LL	1	0	0.00	0	1,373.00	0.00
	<b>Subtotal:</b>	1	0	0.00	0	1,373.00	0.00

D

	2D S15	5	0	0.00	0	8,834.00	0.00
	<b>Subtotal:</b>	5	0	0.00	0	8,834.00	0.00

G

	MG	4	0	0.00	0	13,356.00	0.00
	PU	4	0	0.00	0	8,735.00	0.00
	RU	7	0	0.00	0	20,169.00	0.00
	<b>Subtotal:</b>	15	0	0.00	0	42,260.00	0.00

K

	1K	1	0	0.00	0	1,206.00	0.00
	<b>Subtotal:</b>	1	0	0.00	0	1,206.00	0.00

**Total:**

		22	0	0.00	0	53,673.00	0.00
--	--	----	---	------	---	-----------	------

#### 42 - HOUSTON

AG

	100LL	1	0	0.00	0	2,318.00	0.00
	<b>Subtotal:</b>	1	0	0.00	0	2,318.00	0.00

D

	2D S15	3	0	0.00	0	3,747.00	0.00
	<b>Subtotal:</b>	3	0	0.00	0	3,747.00	0.00

G

	PU	1	0	0.00	0	489.00	0.00
--	----	---	---	------	---	--------	------



	RU	4	0	0.00	0	4,895.00	0.00
	<b>Subtotal:</b>	5	0	0.00	0	5,384.00	0.00
K							
	1K	1	0	0.00	0	716.00	0.00
	<b>Subtotal:</b>	1	0	0.00	0	716.00	0.00
<b>Total:</b>		10	0	0.00	0	12,165.00	0.00

#### 43 - Humphreys

AG							
	100LL	1	0	0.00	0	1,600.00	0.00
	<b>Subtotal:</b>	1	0	0.00	0	1,600.00	0.00
D							
	2D S15	14	0	0.00	0	79,493.00	0.00
	<b>Subtotal:</b>	14	0	0.00	0	79,493.00	0.00
G							
	MG	5	0	0.00	0	16,870.00	0.00
	PU	7	0	0.00	0	11,241.00	0.00
	RU	12	1	8.33	1	37,331.00	1,322.00
	<b>Subtotal:</b>	24	1	4.17	1	65,442.00	1,322.00
<b>Total:</b>		39	1	2.56	1	146,535.00	1,322.00

#### 44 - JACKSON

D							
	2D S15	5	0	0.00	0	2,815.00	0.00
	<b>Subtotal:</b>	5	0	0.00	0	2,815.00	0.00
G							
	MG	1	1	100.00	1	146.00	146.00
	PU	3	0	0.00	0	1,092.00	0.00
	RU	5	0	0.00	0	11,484.00	0.00
	<b>Subtotal:</b>	9	1	11.11	1	12,722.00	146.00
<b>Total:</b>		14	1	7.14	1	15,537.00	146.00

#### 45 - JEFFERSON

D							
	2D S15	19	0	0.00	0	148,531.00	0.00
	<b>Subtotal:</b>	19	0	0.00	0	148,531.00	0.00
G							
	MG	1	0	0.00	0	3,095.00	0.00
	PU	12	0	0.00	0	40,617.00	0.00
	RU	18	0	0.00	0	116,722.00	0.00
	<b>Subtotal:</b>	31	0	0.00	0	160,434.00	0.00
<b>Total:</b>		50	0	0.00	0	308,965.00	0.00

#### 46 - JOHNSON

AG							
	100LL	1	0	0.00	0	2,000.00	0.00
	<b>Subtotal:</b>	1	0	0.00	0	2,000.00	0.00
D							
	2D S15	6	1	16.67	1	22,031.00	821.00

	<b>Subtotal:</b>	6	1	16.67	1	22,031.00	821.00
G							
	MG	3	1	33.33	1	3,462.00	1,100.00
	PU	1	0	0.00	0	750.00	0.00
	RU	3	0	0.00	0	16,200.00	0.00
	<b>Subtotal:</b>	7	1	14.29	1	20,412.00	1,100.00
<b>Total:</b>		14	2	14.29	2	44,443.00	1,921.00

**47 - KNOX**

AG							
	100LL	1	0	0.00	0	2,322.00	0.00
	<b>Subtotal:</b>	1	0	0.00	0	2,322.00	0.00
D							
	2D S15	156	5	3.21	5	4,980,502.00	7,756.00
	<b>Subtotal:</b>	156	5	3.21	5	4,980,502.00	7,756.00
DFE							
	E100	8	0	0.00	0	2,099,034.00	0.00
	<b>Subtotal:</b>	8	0	0.00	0	2,099,034.00	0.00
G							
	MG	91	4	4.40	4	288,541.00	8,550.00
	PU	105	1	0.95	2	1,651,516.00	3,950.00
	PU BS	1	0	0.00	0	307,818.00	0.00
	RU	95	1	1.05	1	8,519,188.00	300.00
	RU BS	8	0	0.00	0	7,993,918.00	0.00
	<b>Subtotal:</b>	300	6	2.00	7	18,760,981.00	12,800.00
JF							
	JA	1	0	0.00	0	81,375.00	0.00
	<b>Subtotal:</b>	1	0	0.00	0	81,375.00	0.00
K							
	1K	11	0	0.00	0	988,339.00	0.00
	<b>Subtotal:</b>	11	0	0.00	0	988,339.00	0.00
<b>Total:</b>		477	11	2.31	12	26,912,553.00	20,556.00

**48 - LAKE**

D							
	2D S15	2	0	0.00	0	10,073.00	0.00
	<b>Subtotal:</b>	2	0	0.00	0	10,073.00	0.00
G							
	MG	2	0	0.00	0	4,257.00	0.00
	PU	1	0	0.00	0	1,105.00	0.00
	RU	3	0	0.00	0	17,503.00	0.00
	<b>Subtotal:</b>	6	0	0.00	0	22,865.00	0.00
K							
	1K	1	0	0.00	0	485.00	0.00
	<b>Subtotal:</b>	1	0	0.00	0	485.00	0.00
<b>Total:</b>		9	0	0.00	0	33,423.00	0.00

**49 - LAUDERDALE**

AG	100LL	1	0	0.00	0	3,500.00	0.00
	<b>Subtotal:</b>	1	0	0.00	0	3,500.00	0.00
D	2D S15	10	0	0.00	0	22,584.00	0.00
	<b>Subtotal:</b>	10	0	0.00	0	22,584.00	0.00
G	MG	6	1	16.67	2	11,210.00	1,800.00
	PU	9	1	11.11	3	12,541.00	2,700.00
	RU	13	0	0.00	0	38,611.00	0.00
	<b>Subtotal:</b>	28	2	7.14	5	62,362.00	4,500.00
K	1K	2	0	0.00	0	2,796.00	0.00
	<b>Subtotal:</b>	2	0	0.00	0	2,796.00	0.00
<b>Total:</b>		41	2	4.88	5	91,242.00	4,500.00

#### 50 - LAWRENCE

AG	100LL	2	1	50.00	1	6,956.00	1,500.00
	<b>Subtotal:</b>	2	1	50.00	1	6,956.00	1,500.00
D	2D S15	26	2	7.69	2	62,185.10	2,482.00
	<b>Subtotal:</b>	26	2	7.69	2	62,185.10	2,482.00
G	MG	11	0	0.00	0	38,219.40	0.00
	PU	12	0	0.00	0	59,529.00	0.00
	RU	24	0	0.00	0	73,493.50	0.00
	<b>Subtotal:</b>	47	0	0.00	0	171,241.90	0.00
K	1K	2	0	0.00	0	739.00	0.00
	<b>Subtotal:</b>	2	0	0.00	0	739.00	0.00
<b>Total:</b>		77	3	3.90	3	241,122.00	3,982.00

#### 51 - LEWIS

AG	100LL	1	0	0.00	0	1,386.00	0.00
	<b>Subtotal:</b>	1	0	0.00	0	1,386.00	0.00
D	2D S15	6	1	16.67	1	13,289.00	292.00
	<b>Subtotal:</b>	6	1	16.67	1	13,289.00	292.00
G	MG	3	0	0.00	0	8,306.60	0.00
	PU	7	1	14.29	2	21,570.00	2,044.00
	RU	7	0	0.00	0	27,223.00	0.00
	<b>Subtotal:</b>	17	1	5.88	2	57,099.60	2,044.00
K	1K	1	0	0.00	0	1,430.00	0.00

	<b>Subtotal:</b>	1	0	0.00	0	1,430.00	0.00
<b>Total:</b>		25	2	8.00	3	73,204.60	2,336.00
<b>52 - Lincoln</b>							
AG							
	100LL	1	0	0.00	0	47,638.00	0.00
	<b>Subtotal:</b>	1	0	0.00	0	47,638.00	0.00
D							
	2D S15	16	3	18.75	3	58,493.00	15,188.00
	<b>Subtotal:</b>	16	3	18.75	3	58,493.00	15,188.00
G							
	MG	9	0	0.00	0	26,356.00	0.00
	PU	6	0	0.00	0	6,358.00	0.00
	RU	19	0	0.00	0	54,175.00	0.00
	<b>Subtotal:</b>	34	0	0.00	0	86,889.00	0.00
K							
	1K	2	0	0.00	0	1,966.00	0.00
	<b>Subtotal:</b>	2	0	0.00	0	1,966.00	0.00
<b>Total:</b>		53	3	5.66	3	194,986.00	15,188.00

<b>53 - Loudon</b>							
D							
	2D S15	29	0	0.00	0	99,115.00	0.00
	<b>Subtotal:</b>	29	0	0.00	0	99,115.00	0.00
G							
	MG	7	0	0.00	0	23,226.00	0.00
	PU	5	1	20.00	2	12,132.00	2,924.00
	RU	29	0	0.00	0	146,493.00	0.00
	<b>Subtotal:</b>	41	1	2.44	2	181,851.00	2,924.00
K							
	1K	2	0	0.00	0	904.00	0.00
	<b>Subtotal:</b>	2	0	0.00	0	904.00	0.00
<b>Total:</b>		72	1	1.39	2	281,870.00	2,924.00

<b>54 - McMinn</b>							
AG							
	100LL	1	0	0.00	0	1,500.00	0.00
	<b>Subtotal:</b>	1	0	0.00	0	1,500.00	0.00
BDB							
	B20 S15	1	1	100.00	1	572.00	572.00
	<b>Subtotal:</b>	1	1	100.00	1	572.00	572.00
D							
	2D S15	27	2	7.41	2	79,719.00	3,804.00
	<b>Subtotal:</b>	27	2	7.41	2	79,719.00	3,804.00
E85							
	E-85	2	1	50.00	1	4,022.00	2,405.00
	<b>Subtotal:</b>	2	1	50.00	1	4,022.00	2,405.00
G							

	MG	4	0	0.00	0	22,157.00	0.00
	PU	7	0	0.00	0	23,438.00	0.00
	RU	34	1	2.94	2	174,638.00	15,160.00
	<b>Subtotal:</b>	45	1	2.22	2	220,233.00	15,160.00
K							
	1K	2	0	0.00	0	2,959.00	0.00
	<b>Subtotal:</b>	2	0	0.00	0	2,959.00	0.00
<b>Total:</b>		78	5	6.41	6	309,005.00	21,941.00

**55 - McNairy**

	AG						
	100LL	1	0	0.00	0	5,000.00	0.00
	<b>Subtotal:</b>	1	0	0.00	0	5,000.00	0.00
D							
	2D S15	8	1	12.50	1	23,996.00	878.00
	<b>Subtotal:</b>	8	1	12.50	1	23,996.00	878.00
G							
	MG	4	0	0.00	0	10,940.00	0.00
	PU	13	2	15.38	3	32,938.00	6,351.00
	RU	10	0	0.00	0	15,957.00	0.00
	<b>Subtotal:</b>	27	2	7.41	3	59,835.00	6,351.00
K							
	1K	1	0	0.00	0	2,397.00	0.00
	<b>Subtotal:</b>	1	0	0.00	0	2,397.00	0.00
<b>Total:</b>		37	3	8.11	4	91,228.00	7,229.00

**56 - MACON**

	AG						
	100LL	1	0	0.00	0	0.00	0.00
	<b>Subtotal:</b>	1	0	0.00	0	0.00	0.00
D							
	2D S15	13	2	15.38	2	25,164.00	2,652.00
	<b>Subtotal:</b>	13	2	15.38	2	25,164.00	2,652.00
G							
	MG	2	0	0.00	0	6,606.00	0.00
	PU	3	0	0.00	0	9,466.00	0.00
	RU	19	1	5.26	3	49,599.00	11,361.00
	<b>Subtotal:</b>	24	1	4.17	3	65,671.00	11,361.00
K							
	1K	1	0	0.00	0	382.00	0.00
	<b>Subtotal:</b>	1	0	0.00	0	382.00	0.00
<b>Total:</b>		39	3	7.69	5	91,217.00	14,013.00

**57 - MADISON**

	AG						
	100LL	1	0	0.00	0	3,700.00	0.00
	<b>Subtotal:</b>	1	0	0.00	0	3,700.00	0.00
D							

	2D S15	41	4	9.76	4	302,886.36	27,541.00
	<b>Subtotal:</b>	41	4	9.76	4	302,886.36	27,541.00
E85							
	E-85	1	0	0.00	0	469.00	0.00
	<b>Subtotal:</b>	1	0	0.00	0	469.00	0.00
G							
	MG	23	1	4.35	2	57,100.00	4,738.00
	PU	49	4	8.16	15	106,711.00	26,040.00
	RU	37	0	0.00	0	206,965.00	0.00
	<b>Subtotal:</b>	109	5	4.59	17	370,776.00	30,778.00
<b>Total:</b>		152	9	5.92	21	677,831.36	58,319.00

**58 - Marion**

AG							
	100LL	1	0	0.00	0	4,006.00	0.00
	<b>Subtotal:</b>	1	0	0.00	0	4,006.00	0.00
BDB							
	B20 S15	1	0	0.00	0	30,369.00	0.00
	<b>Subtotal:</b>	1	0	0.00	0	30,369.00	0.00
D							
	2D S15	15	1	6.67	1	74,449.00	632.00
	<b>Subtotal:</b>	15	1	6.67	1	74,449.00	632.00
G							
	MG	7	0	0.00	0	20,514.00	0.00
	PU	5	0	0.00	0	10,224.00	0.00
	RU	24	0	0.00	0	112,834.00	0.00
	<b>Subtotal:</b>	36	0	0.00	0	143,572.00	0.00
K							
	1K	1	0	0.00	0	1,003.00	0.00
	<b>Subtotal:</b>	1	0	0.00	0	1,003.00	0.00
<b>Total:</b>		54	1	1.85	1	253,399.00	632.00

**59 - MARSHALL**

AG							
	100LL	1	0	0.00	0	1,433.00	0.00
	<b>Subtotal:</b>	1	0	0.00	0	1,433.00	0.00
D							
	2D S15	16	1	6.25	1	49,350.00	618.00
	<b>Subtotal:</b>	16	1	6.25	1	49,350.00	618.00
E85							
	E-85	1	0	0.00	0	3,558.00	0.00
	<b>Subtotal:</b>	1	0	0.00	0	3,558.00	0.00
G							
	MG	6	0	0.00	0	13,222.00	0.00
	PU	8	2	25.00	4	19,966.00	3,806.00
	RU	19	1	5.26	3	97,624.00	19,209.00
	<b>Subtotal:</b>	33	3	9.09	7	130,812.00	23,015.00

K	1K	1	0	0.00	0	1,197.00	0.00
	<b>Subtotal:</b>	1	0	0.00	0	1,197.00	0.00
<b>Total:</b>		52	4	7.69	8	186,350.00	23,633.00

#### 60 - MAURY

AG	100LL	1	0	0.00	0	2,312.00	0.00
	<b>Subtotal:</b>	1	0	0.00	0	2,312.00	0.00
D	2D S15	25	0	0.00	0	131,849.00	0.00
	<b>Subtotal:</b>	25	0	0.00	0	131,849.00	0.00
E85	E-85	1	1	100.00	1	0.00	0.00
	<b>Subtotal:</b>	1	1	100.00	1	0.00	0.00
G	MG	19	0	0.00	0	148,567.20	0.00
	PU	17	0	0.00	0	62,754.00	0.00
	RU	31	0	0.00	0	133,224.00	0.00
	<b>Subtotal:</b>	67	0	0.00	0	344,545.20	0.00
K	1K	3	0	0.00	0	1,422.00	0.00
	<b>Subtotal:</b>	3	0	0.00	0	1,422.00	0.00
<b>Total:</b>		97	1	1.03	1	480,128.20	0.00

#### 61 - MEIGS

D	2D S15	7	0	0.00	0	16,595.00	0.00
	<b>Subtotal:</b>	7	0	0.00	0	16,595.00	0.00
G	MG	2	0	0.00	0	3,628.00	0.00
	RU	12	0	0.00	0	25,074.00	0.00
	<b>Subtotal:</b>	14	0	0.00	0	28,702.00	0.00
K	1K	1	0	0.00	0	565.00	0.00
	<b>Subtotal:</b>	1	0	0.00	0	565.00	0.00
<b>Total:</b>		22	0	0.00	0	45,862.00	0.00

#### 62 - MONROE

AG	100LL	1	0	0.00	0	1,500.00	0.00
	<b>Subtotal:</b>	1	0	0.00	0	1,500.00	0.00
D	2D S15	23	1	4.35	1	63,056.00	2,623.00
	<b>Subtotal:</b>	23	1	4.35	1	63,056.00	2,623.00
G	MG	7	0	0.00	0	8,527.00	0.00
	PU	5	0	0.00	0	7,111.00	0.00

	RU	28	0	0.00	0	142,716.00	0.00
	<b>Subtotal:</b>	40	0	0.00	0	158,354.00	0.00
	<b>Total:</b>	64	1	1.56	1	222,910.00	2,623.00

### 63 - MONTGOMERY

#### BDB

	B6-20 S15	1	0	0.00	0	1,934.00	0.00
	<b>Subtotal:</b>	1	0	0.00	0	1,934.00	0.00

#### D

	2D S15	51	2	3.92	2	151,970.00	1,688.00
	<b>Subtotal:</b>	51	2	3.92	2	151,970.00	1,688.00

#### E85

	E-85	7	0	0.00	0	20,738.00	0.00
	<b>Subtotal:</b>	7	0	0.00	0	20,738.00	0.00

#### G

	MG	30	1	3.33	2	94,562.00	3,602.00
	PU	30	1	3.33	2	65,118.00	1,438.00
	RU	37	0	0.00	0	220,585.00	0.00
	<b>Subtotal:</b>	97	2	2.06	4	380,265.00	5,040.00

#### K

	1K	3	0	0.00	0	3,834.00	0.00
	<b>Subtotal:</b>	3	0	0.00	0	3,834.00	0.00

**Total:**

159 4 2.52 6 558,741.00 6,728.00

### 64 - MOORE

#### D

	2D S15	1	0	0.00	0	2,162.00	0.00
	<b>Subtotal:</b>	1	0	0.00	0	2,162.00	0.00

#### G

	PU	1	0	0.00	0	498.00	0.00
	RU	3	0	0.00	0	14,768.00	0.00
	<b>Subtotal:</b>	4	0	0.00	0	15,266.00	0.00

**Total:**

5 0 0.00 0 17,428.00 0.00

### 65 - Morgan

#### D

	2D S15	15	1	6.67	1	13,124.00	305.00
	<b>Subtotal:</b>	15	1	6.67	1	13,124.00	305.00

#### G

	MG	2	0	0.00	0	3,856.00	0.00
	PU	2	0	0.00	0	2,842.00	0.00
	RU	17	1	5.88	2	26,178.00	3,944.00
	<b>Subtotal:</b>	21	1	4.76	2	32,876.00	3,944.00

**Total:**

36 2 5.56 3 46,000.00 4,249.00

### 66 - OBION

#### AG

	100LL	1	0	0.00	0	1,002.00	0.00
	<b>Subtotal:</b>	1	0	0.00	0	1,002.00	0.00



## BDB

	B20 S15	1	0	0.00	0	2,764.00	0.00
	<b>Subtotal:</b>	1	0	0.00	0	2,764.00	0.00
D							
	2D S15	13	1	7.69	1	83,585.00	1,984.00
	<b>Subtotal:</b>	13	1	7.69	1	83,585.00	1,984.00
DFE							
	E100	2	0	0.00	0	647,940.00	0.00
	<b>Subtotal:</b>	2	0	0.00	0	647,940.00	0.00
G							
	MG	6	0	0.00	0	20,227.00	0.00
	PU	9	0	0.00	0	13,139.00	0.00
	RU	15	0	0.00	0	55,151.00	0.00
	<b>Subtotal:</b>	30	0	0.00	0	88,517.00	0.00
K							
	1K	4	0	0.00	0	959.00	0.00
	<b>Subtotal:</b>	4	0	0.00	0	959.00	0.00
	<b>Total:</b>	51	1	1.96	1	824,767.00	1,984.00

## 67 - Overton

## AG

	100LL	1	0	0.00	0	1,950.00	0.00
	<b>Subtotal:</b>	1	0	0.00	0	1,950.00	0.00

## D

	2D S15	8	0	0.00	0	16,005.00	0.00
	<b>Subtotal:</b>	8	0	0.00	0	16,005.00	0.00

## G

	MG	1	0	0.00	0	1,733.00	0.00
	PU	6	1	16.67	1	13,324.00	2,616.00
	RU	19	0	0.00	0	49,761.00	0.00
	<b>Subtotal:</b>	26	1	3.85	1	64,818.00	2,616.00

## K

	1K	1	0	0.00	0	200.00	0.00
	<b>Subtotal:</b>	1	0	0.00	0	200.00	0.00

**Total:**

36 1 2.78 1 82,973.00 2,616.00

## 68 - PERRY

## D

	2D S15	7	0	0.00	0	10,234.00	0.00
	<b>Subtotal:</b>	7	0	0.00	0	10,234.00	0.00

## G

	MG	4	0	0.00	0	70,613.00	0.00
	PU	3	0	0.00	0	3,530.10	0.00
	RU	5	0	0.00	0	16,124.00	0.00
	<b>Subtotal:</b>	12	0	0.00	0	90,267.10	0.00

## K

	1K	1	0	0.00	0	2,930.00	0.00
--	----	---	---	------	---	----------	------

	<b>Subtotal:</b>	1	0	0.00	0	2,930.00	0.00
<b>Total:</b>		20	0	0.00	0	103,431.10	0.00
<b>69 - PICKETT</b>							
D							
	2D S15	4	0	0.00	0	10,797.00	0.00
	<b>Subtotal:</b>	4	0	0.00	0	10,797.00	0.00
G							
	MG	3	0	0.00	0	5,890.00	0.00
	PU	1	0	0.00	0	2,204.00	0.00
	RU	8	0	0.00	0	28,222.00	0.00
	<b>Subtotal:</b>	12	0	0.00	0	36,316.00	0.00
<b>Total:</b>		16	0	0.00	0	47,113.00	0.00
<b>70 - POLK</b>							
D							
	2D S15	10	1	10.00	1	27,384.00	414.00
	<b>Subtotal:</b>	10	1	10.00	1	27,384.00	414.00
G							
	MG	1	0	0.00	0	400.00	0.00
	PU	1	0	0.00	0	150.00	0.00
	RU	13	0	0.00	0	40,229.00	0.00
	<b>Subtotal:</b>	15	0	0.00	0	40,779.00	0.00
<b>Total:</b>		25	1	4.00	1	68,163.00	414.00
<b>71 - PUTNAM</b>							
D							
	2D S15	25	0	0.00	0	111,265.00	0.00
	<b>Subtotal:</b>	25	0	0.00	0	111,265.00	0.00
G							
	MG	17	0	0.00	0	56,201.30	0.00
	PU	11	1	9.09	1	32,042.40	1,700.00
	RU	40	2	5.00	4	137,668.00	2,068.00
	<b>Subtotal:</b>	68	3	4.41	5	225,911.70	3,768.00
<b>Total:</b>		93	3	3.23	5	337,176.70	3,768.00
<b>72 - Rhea</b>							
AG							
	100LL	1	0	0.00	0	3,936.00	0.00
	<b>Subtotal:</b>	1	0	0.00	0	3,936.00	0.00
D							
	2D S15	21	0	0.00	0	42,456.00	0.00
	<b>Subtotal:</b>	21	0	0.00	0	42,456.00	0.00
G							
	MG	7	0	0.00	0	8,291.00	0.00
	PU	1	0	0.00	0	2,220.00	0.00
	RU	23	0	0.00	0	89,700.00	0.00
	<b>Subtotal:</b>	31	0	0.00	0	100,211.00	0.00
<b>Total:</b>		53	0	0.00	0	146,603.00	0.00

## 73 - ROANE

## BDB

B6-20 S15	1	0	0.00	0	1,117.00	0.00
<b>Subtotal:</b>	1	0	0.00	0	1,117.00	0.00

## D

2D S15	18	1	5.56	1	38,426.00	1,023.00
<b>Subtotal:</b>	18	1	5.56	1	38,426.00	1,023.00

## E85

E-85	1	0	0.00	0	851.00	0.00
<b>Subtotal:</b>	1	0	0.00	0	851.00	0.00

## G

MG	13	0	0.00	0	30,966.00	0.00
PU	11	1	9.09	1	19,383.00	1,344.00
RU	19	1	5.26	2	71,807.00	2,446.00
<b>Subtotal:</b>	43	2	4.65	3	122,156.00	3,790.00

## K

1K	1	0	0.00	0	141.00	0.00
<b>Subtotal:</b>	1	0	0.00	0	141.00	0.00

**Total:**

64 3 4.69 4 162,691.00 4,813.00

## 74 - ROBERTSON

## AG

100LL	1	0	0.00	0	3,402.00	0.00
<b>Subtotal:</b>	1	0	0.00	0	3,402.00	0.00

## D

2D S15	35	2	5.71	2	139,035.00	2,849.00
<b>Subtotal:</b>	35	2	5.71	2	139,035.00	2,849.00

## E85

E-85	1	0	0.00	0	3,182.00	0.00
<b>Subtotal:</b>	1	0	0.00	0	3,182.00	0.00

## G

MG	12	0	0.00	0	34,818.00	0.00
PU	9	0	0.00	0	26,710.00	0.00
RU	34	0	0.00	0	175,631.00	0.00
<b>Subtotal:</b>	55	0	0.00	0	237,159.00	0.00

## K

1K	3	0	0.00	0	2,695.00	0.00
<b>Subtotal:</b>	3	0	0.00	0	2,695.00	0.00

**Total:**

95 2 2.11 2 385,473.00 2,849.00

## 75 - RUTHERFORD

## AG

100LL	3	0	0.00	0	12,200.00	0.00
<b>Subtotal:</b>	3	0	0.00	0	12,200.00	0.00

## D

2D S15	61	0	0.00	0	368,595.00	0.00
<b>Subtotal:</b>	61	0	0.00	0	368,595.00	0.00

E85

E-85	9	3	33.33	4	27,168.00	10,656.00
<b>Subtotal:</b>	9	3	33.33	4	27,168.00	10,656.00
G						
MG	13	1	7.69	1	34,542.00	1,117.00
PU	37	1	2.70	2	100,714.00	13,200.00
RU	87	0	0.00	0	562,690.00	0.00
<b>Subtotal:</b>	137	2	1.46	3	697,946.00	14,317.00
K						
1K	2	0	0.00	0	960.00	0.00
<b>Subtotal:</b>	2	0	0.00	0	960.00	0.00
<b>Total:</b>	212	5	2.36	7	1,106,869.00	24,973.00

**76 - Scott**

AG

100LL	1	0	0.00	0	1,656.00	0.00
<b>Subtotal:</b>	1	0	0.00	0	1,656.00	0.00

D

2D S15	13	0	0.00	0	33,527.00	0.00
<b>Subtotal:</b>	13	0	0.00	0	33,527.00	0.00

FO

No. 1 FO	1	0	0.00	0	1,619.00	0.00
<b>Subtotal:</b>	1	0	0.00	0	1,619.00	0.00

G

MG	5	0	0.00	0	9,576.00	0.00
PU	5	0	0.00	0	6,290.00	0.00
RU	12	0	0.00	0	46,630.00	0.00
<b>Subtotal:</b>	22	0	0.00	0	62,496.00	0.00

**Total:**

	37	0	0.00	0	99,298.00	0.00
--	----	---	------	---	-----------	------

**77 - SEQUATCHIE**

D

2D S15	9	0	0.00	0	23,649.00	0.00
<b>Subtotal:</b>	9	0	0.00	0	23,649.00	0.00

G

MG	1	0	0.00	0	1,381.00	0.00
PU	2	0	0.00	0	3,243.00	0.00
RU	7	0	0.00	0	34,674.00	0.00
<b>Subtotal:</b>	10	0	0.00	0	39,298.00	0.00

K

1K	1	0	0.00	0	94.00	0.00
<b>Subtotal:</b>	1	0	0.00	0	94.00	0.00

**Total:**

	20	0	0.00	0	63,041.00	0.00
--	----	---	------	---	-----------	------

**78 - SEVIER**

AG

100LL	1	0	0.00	0	2,377.00	0.00
<b>Subtotal:</b>	1	0	0.00	0	2,377.00	0.00

D	2D S15	47	0	0.00	0	104,920.00	0.00
	<b>Subtotal:</b>	47	0	0.00	0	104,920.00	0.00
G	MG	15	0	0.00	0	34,800.00	0.00
	PU	24	0	0.00	0	72,998.00	0.00
	RU	66	0	0.00	0	376,180.00	0.00
	<b>Subtotal:</b>	105	0	0.00	0	483,978.00	0.00
K	1K	3	0	0.00	0	2,650.00	0.00
	<b>Subtotal:</b>	3	0	0.00	0	2,650.00	0.00
<b>Total:</b>		156	0	0.00	0	593,925.00	0.00

#### 79 - SHELBY

AG	100LL	3	0	0.00	0	16,163.00	0.00
	<b>Subtotal:</b>	3	0	0.00	0	16,163.00	0.00
BD	1 BDBS S15	1	0	0.00	0	0.00	0.00
	<b>Subtotal:</b>	1	0	0.00	0	0.00	0.00
D	2D S15	144	15	10.42	16	499,829.00	24,304.00
	<b>Subtotal:</b>	144	15	10.42	16	499,829.00	24,304.00
G	MG	216	2	0.93	5	601,597.00	12,037.00
	PU	249	9	3.61	16	609,713.00	22,754.00
	RU	277	7	2.53	13	1,768,755.00	67,641.00
	<b>Subtotal:</b>	742	18	2.43	34	2,980,065.00	102,432.00
K	1K	5	0	0.00	0	6,131.00	0.00
	<b>Subtotal:</b>	5	0	0.00	0	6,131.00	0.00
<b>Total:</b>		895	33	3.69	50	3,502,188.00	126,736.00

#### 80 - SMITH

D	2D S15	13	1	7.69	1	69,284.00	414.00
	<b>Subtotal:</b>	13	1	7.69	1	69,284.00	414.00
G	MG	2	0	0.00	0	4,687.00	0.00
	PU	2	0	0.00	0	2,957.00	0.00
	RU	19	0	0.00	0	79,144.00	0.00
	<b>Subtotal:</b>	23	0	0.00	0	86,788.00	0.00
<b>Total:</b>		36	1	2.78	1	156,072.00	414.00

#### 81 - STEWART

D	2D S15	10	1	10.00	1	12,400.00	229.00
	<b>Subtotal:</b>	10	1	10.00	1	12,400.00	229.00

G							
	MG	5	0	0.00	0	11,003.00	0.00
	PU	3	0	0.00	0	3,146.00	0.00
	RU	11	0	0.00	0	9,862.00	0.00
	<b>Subtotal:</b>	19	0	0.00	0	24,011.00	0.00
K							
	1K	2	0	0.00	0	1,780.00	0.00
	<b>Subtotal:</b>	2	0	0.00	0	1,780.00	0.00
<b>Total:</b>		31	1	3.23	1	38,191.00	229.00

#### 82 - Sullivan

AG							
	100LL	1	0	0.00	0	4,000.00	0.00
	<b>Subtotal:</b>	1	0	0.00	0	4,000.00	0.00
D							
	2D S15	38	1	2.63	1	125,969.00	2,598.00
	<b>Subtotal:</b>	38	1	2.63	1	125,969.00	2,598.00
G							
	MG	19	1	5.26	2	41,463.00	2,226.00
	PU	17	0	0.00	0	41,621.00	0.00
	RU	34	1	2.94	2	168,542.00	2,940.00
	<b>Subtotal:</b>	70	2	2.86	4	251,626.00	5,166.00
K							
	1K	5	0	0.00	0	4,890.00	0.00
	<b>Subtotal:</b>	5	0	0.00	0	4,890.00	0.00
<b>Total:</b>		114	3	2.63	5	386,485.00	7,764.00

#### 83 - SUMNER

AG							
	100LL	2	0	0.00	0	9,870.00	0.00
	<b>Subtotal:</b>	2	0	0.00	0	9,870.00	0.00
D							
	2D S15	51	2	3.92	2	147,754.00	7,622.00
	<b>Subtotal:</b>	51	2	3.92	2	147,754.00	7,622.00
E85							
	E-85	3	0	0.00	0	13,737.00	0.00
	<b>Subtotal:</b>	3	0	0.00	0	13,737.00	0.00
G							
	MG	27	1	3.70	1	69,158.00	705.00
	PU	26	1	3.85	1	55,009.00	763.00
	RU	51	1	1.96	2	250,971.00	9,696.00
	<b>Subtotal:</b>	104	3	2.88	4	375,138.00	11,164.00
K							
	1K	7	0	0.00	0	3,236.00	0.00
	<b>Subtotal:</b>	7	0	0.00	0	3,236.00	0.00
<b>Total:</b>		167	5	2.99	6	549,735.00	18,786.00

#### 84 - TIPTON

AG	100LL	1	0	0.00	0	7,802.00	0.00
	<b>Subtotal:</b>	1	0	0.00	0	7,802.00	0.00
BDB	B6-20 S15	2	0	0.00	0	3,377.00	0.00
	<b>Subtotal:</b>	2	0	0.00	0	3,377.00	0.00
D	2D S15	13	0	0.00	0	37,365.00	0.00
	2D S500	1	0	0.00	0	5,186.00	0.00
	<b>Subtotal:</b>	14	0	0.00	0	42,551.00	0.00
G	MG	15	0	0.00	0	34,201.00	0.00
	PU	14	0	0.00	0	27,508.00	0.00
	RU	18	0	0.00	0	84,100.00	0.00
	<b>Subtotal:</b>	47	0	0.00	0	145,809.00	0.00
K	1K	2	0	0.00	0	1,002.00	0.00
	<b>Subtotal:</b>	2	0	0.00	0	1,002.00	0.00
<b>Total:</b>		66	0	0.00	0	200,541.00	0.00

#### 85 - TROUSDALE

D	2D S15	4	1	25.00	1	10,211.00	1,536.00
	<b>Subtotal:</b>	4	1	25.00	1	10,211.00	1,536.00
G	MG	2	0	0.00	0	5,926.00	0.00
	RU	6	0	0.00	0	30,905.00	0.00
	<b>Subtotal:</b>	8	0	0.00	0	36,831.00	0.00
<b>Total:</b>		12	1	8.33	1	47,042.00	1,536.00

#### 86 - UNICOI

D	2D S15	4	0	0.00	0	11,118.00	0.00
	<b>Subtotal:</b>	4	0	0.00	0	11,118.00	0.00
G	MG	3	0	0.00	0	9,844.00	0.00
	PU	1	0	0.00	0	2,432.00	0.00
	RU	3	0	0.00	0	7,484.00	0.00
	<b>Subtotal:</b>	7	0	0.00	0	19,760.00	0.00
K	1K	1	0	0.00	0	815.00	0.00
	<b>Subtotal:</b>	1	0	0.00	0	815.00	0.00
<b>Total:</b>		12	0	0.00	0	31,693.00	0.00

#### 87 - UNION

D	2D S15	8	0	0.00	0	16,569.00	0.00
	2D S500	1	0	0.00	0	0.00	0.00

	<b>Subtotal:</b>	9	0	0.00	0	16,569.00	0.00
G							
	MG	4	0	0.00	0	18,424.00	0.00
	PU	9	0	0.00	0	24,318.00	0.00
	RU	8	0	0.00	0	32,235.00	0.00
	<b>Subtotal:</b>	21	0	0.00	0	74,977.00	0.00
<b>Total:</b>		30	0	0.00	0	91,546.00	0.00

**88 - VAN BUREN**

D							
	2D S15	2	0	0.00	0	2,376.00	0.00
	<b>Subtotal:</b>	2	0	0.00	0	2,376.00	0.00
G							
	MG	2	0	0.00	0	2,366.00	0.00
	PU	1	0	0.00	0	3,926.00	0.00
	RU	3	0	0.00	0	8,181.00	0.00
	<b>Subtotal:</b>	6	0	0.00	0	14,473.00	0.00
K							
	1K	1	0	0.00	0	503.00	0.00
	<b>Subtotal:</b>	1	0	0.00	0	503.00	0.00
<b>Total:</b>		9	0	0.00	0	17,352.00	0.00

**89 - Warren**

AG							
	100LL	1	0	0.00	0	7,205.00	0.00
	<b>Subtotal:</b>	1	0	0.00	0	7,205.00	0.00
D							
	2D S15	24	0	0.00	0	56,809.00	0.00
	<b>Subtotal:</b>	24	0	0.00	0	56,809.00	0.00
G							
	MG	7	0	0.00	0	11,593.00	0.00
	PU	12	0	0.00	0	18,307.00	0.00
	RU	24	0	0.00	0	87,501.00	0.00
	<b>Subtotal:</b>	43	0	0.00	0	117,401.00	0.00
<b>Total:</b>		68	0	0.00	0	181,415.00	0.00

**90 - Washington**

D							
	2D S15	19	0	0.00	0	65,251.00	0.00
	<b>Subtotal:</b>	19	0	0.00	0	65,251.00	0.00
G							
	MG	9	0	0.00	0	32,008.00	0.00
	PU	13	0	0.00	0	39,348.00	0.00
	RU	19	0	0.00	0	114,360.00	0.00
	<b>Subtotal:</b>	41	0	0.00	0	185,716.00	0.00
K							
	1K	3	0	0.00	0	4,339.00	0.00
	<b>Subtotal:</b>	3	0	0.00	0	4,339.00	0.00



<b>Total:</b>		63	0	0.00	0	255,306.00	0.00
<b>91 - WAYNE</b>							
D							
	2D S15	11	0	0.00	0	22,471.00	0.00
	<b>Subtotal:</b>	11	0	0.00	0	22,471.00	0.00
G							
	MG	5	0	0.00	0	21,359.60	0.00
	PU	6	1	16.67	1	7,779.00	1,447.00
	RU	7	0	0.00	0	38,537.00	0.00
	<b>Subtotal:</b>	18	1	5.56	1	67,675.60	1,447.00
K							
	1K	2	0	0.00	0	764.00	0.00
	<b>Subtotal:</b>	2	0	0.00	0	764.00	0.00
<b>Total:</b>		31	1	3.23	1	90,910.60	1,447.00

<b>92 - Weakley</b>							
D							
	2D S15	17	0	0.00	0	61,226.00	0.00
	<b>Subtotal:</b>	17	0	0.00	0	61,226.00	0.00
G							
	MG	13	0	0.00	0	45,399.00	0.00
	PU	6	0	0.00	0	10,639.00	0.00
	RU	17	0	0.00	0	76,324.00	0.00
	<b>Subtotal:</b>	36	0	0.00	0	132,362.00	0.00
K							
	1K	1	0	0.00	0	0.00	0.00
	<b>Subtotal:</b>	1	0	0.00	0	0.00	0.00
<b>Total:</b>		54	0	0.00	0	193,588.00	0.00

<b>93 - WHITE</b>							
AG							
	100LL	1	0	0.00	0	7,437.00	0.00
	<b>Subtotal:</b>	1	0	0.00	0	7,437.00	0.00
D							
	2D S15	8	0	0.00	0	21,568.00	0.00
	<b>Subtotal:</b>	8	0	0.00	0	21,568.00	0.00
G							
	MG	4	0	0.00	0	4,895.30	0.00
	PU	10	1	10.00	1	15,899.00	1,939.00
	RU	15	0	0.00	0	40,396.00	0.00
	<b>Subtotal:</b>	29	1	3.45	1	61,190.30	1,939.00
<b>Total:</b>		38	1	2.63	1	90,195.30	1,939.00

<b>94 - WILLIAMSON</b>							
BDB							
	B20 S15	1	0	0.00	0	1,828.00	0.00
	B6-20 S15	2	0	0.00	0	52,319.00	0.00
	<b>Subtotal:</b>	3	0	0.00	0	54,147.00	0.00

D	2D S15	43	7	16.28	7	174,634.00	13,670.00
	<b>Subtotal:</b>	43	7	16.28	7	174,634.00	13,670.00
E85	E-85	3	0	0.00	0	8,650.00	0.00
	<b>Subtotal:</b>	3	0	0.00	0	8,650.00	0.00
G	MG	7	0	0.00	0	20,056.00	0.00
	PU	27	1	3.70	2	72,194.00	2,938.00
	RU	44	0	0.00	0	340,376.00	0.00
	<b>Subtotal:</b>	78	1	1.28	2	432,626.00	2,938.00
<b>Total:</b>		127	8	6.30	9	670,057.00	16,608.00

#### 95 - WILSON

AG	100LL	1	0	0.00	0	2,500.00	0.00
	<b>Subtotal:</b>	1	0	0.00	0	2,500.00	0.00
BDB	B20 S15	1	0	0.00	0	2,810.00	0.00
	<b>Subtotal:</b>	1	0	0.00	0	2,810.00	0.00
D	2D S15	43	1	2.33	1	212,905.00	3,339.00
	<b>Subtotal:</b>	43	1	2.33	1	212,905.00	3,339.00
E85	E-85	1	0	0.00	0	1,508.00	0.00
	<b>Subtotal:</b>	1	0	0.00	0	1,508.00	0.00
G	MG	19	0	0.00	0	64,539.00	0.00
	PU	21	1	4.76	3	63,415.00	2,904.00
	RU	33	3	9.09	6	139,269.00	53,253.00
	<b>Subtotal:</b>	73	4	5.48	9	267,223.00	56,157.00
K	1K	3	0	0.00	0	2,802.00	0.00
	<b>Subtotal:</b>	3	0	0.00	0	2,802.00	0.00
<b>Total:</b>		122	5	4.10	10	489,748.00	59,496.00

#### 99 - OUT OF STATE

D	2D S15	1	0	0.00	0	6,513.00	0.00
	<b>Subtotal:</b>	1	0	0.00	0	6,513.00	0.00
<b>Total:</b>		1	0	0.00	0	6,513.00	0.00

# **KEROSENE AND MOTOR FUEL ENFORCEMENT SUMMARY**

**7/1/2014 – 6/30/2015**

## **Civil Penalties:**

Total Penalties Issued:	135
Amount Issued:	\$89,749.94
Total Collections:	\$86,107.94

## **Product Stop Sales:**

Total Stop Sales:	154
Total Gallons Stop Sold:	297,298

## **Administrative Hearings**

There were no administrative hearings held in FY '15. All cases were settled without a formal legal hearing