
ANNUAL REPORT



FY 2020 Quality of kerosene and motor fuel in Tennessee
Tennessee Department of Agriculture — **Charles Hatcher, Commissioner**
In Fulfillment of the Requirements of TCA 47-18-1310



ANNUAL REPORT ON THE QUALITY OF KEROSENE AND MOTOR FUEL IN TENNESSEE

TABLE OF CONTENTS

- I. Effectiveness of Program**
 - a. Violation Percentage Graphs**
 - b. Statewide Violation Graph**
 - c. Gasoline, Diesel, Kerosene Trend Graph**

- II. Consumer Complaints Summary**

- III. Inspection Data**
 - a. Statewide Summary**
 - b. Tennessee Regional Summary**
 - c. Business Type Summary**
 - d. Inspection Type Summary**
 - e. County Distribution Data**

- IV. Enforcement Summary**

- V. Cost of Conducting The Kerosene & Motor Fuel
Sampling and Inspection Program**

Scope of This Report

This report contains an abbreviated set of data that summarizes the activities of the kerosene and motor fuels quality inspection program for the period July 1, 2019 through June 30, 2020. For a detailed report, visit our department website at:

<https://www.tn.gov/agriculture/consumers/fuel/fuel-quality-reports.html>



FY 19-20 Annual Report on the Quality of Kerosene and Motor Fuel in Tennessee

Executive Summary

In 1988, the Tennessee Department of Agriculture conducted a statewide survey of fuel quality and determined approximately 30 percent of the samples tested failed to meet either the labeled declarations or the minimum federal standards. That survey confirmed it was time for a change.

The Kerosene and Motor Fuels Quality Inspection Act, T.C.A. 47-18-1301 et seq., was signed into law in 1989. Under this law, the Commissioner of Agriculture is charged with establishing and administering a fuel quality inspection program to ensure that kerosene and motor fuels conveyed for consumption in Tennessee are labeled and posted in accordance with federal and state law. Kerosene and fuels also must meet applicable standards established by ASTM International, one of the world's most respected standards development organizations.

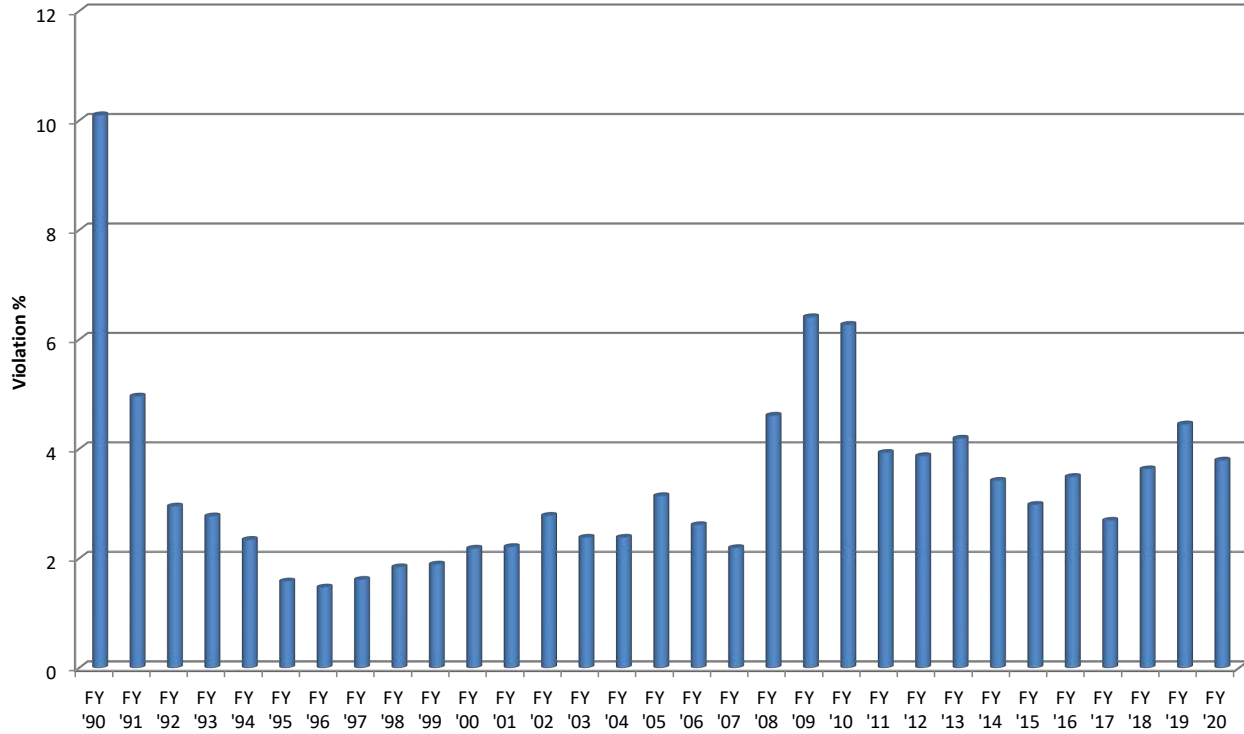
Within two years of implementation of the program, the overall fuel compliance rate increased to more than 95 percent. In response to market and product changes over time, the Department's regulations have been updated, amended, and modified to remain current and to meet the needs of the changing marketplace. Tennessee has also taken an active role in the development of standards and model regulations to ensure that our values are reflected in nationally-adopted practices and that quality is consistent across state lines.

With more than 30 successful years of guaranteeing the quality of fuels for our citizens, we are focused on maintaining the highest standards and looking ahead to anticipate changes. Our federal and state partnerships and the knowledge we gain from our own investigations keep us alert and proactive in recognizing emerging trends. The provisions granted by the Kerosene and Motor Fuels Quality Inspection Act give us the confidence to ensure quality now and for many years to come.



Charlie Hatcher, D.V.M.
Commissioner
Tennessee Department of Agriculture

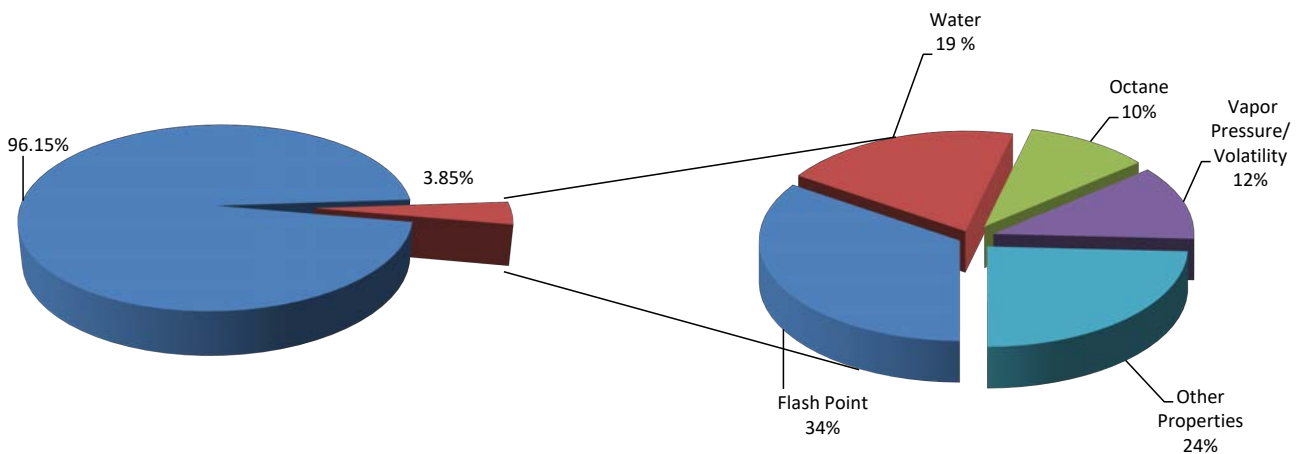
TENNESSEE DEPARTMENT OF AGRICULTURE
Annual Sample Violation Summary
 All Regulated Products Tested



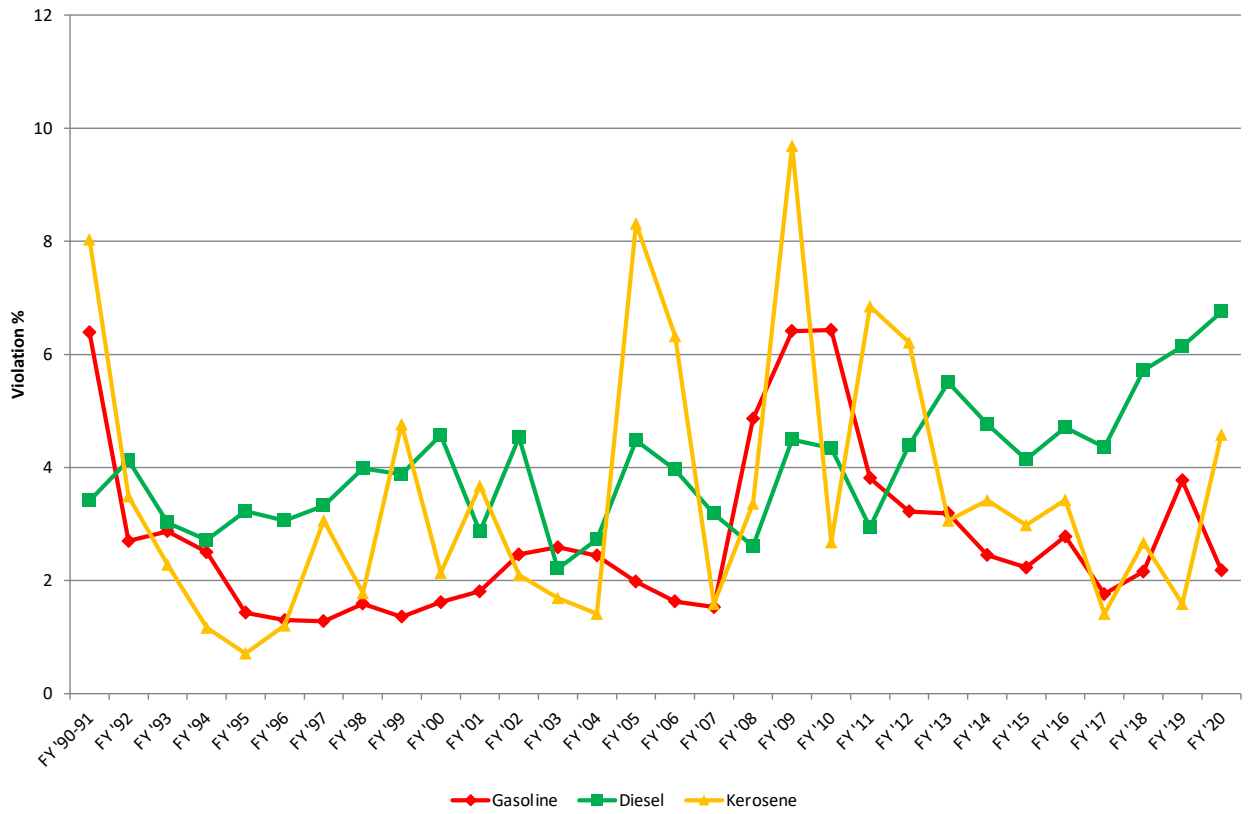
EFFECTIVENESS OF PROGRAM
 Consumer & Industry Services

TENNESSEE DEPARTMENT OF AGRICULTURE
State Wide Violation Summary
 Violation Breakdown

July 1, 2019 – June 30, 2020



TENNESSEE DEPARTMENT OF AGRICULTURE Gasoline, Diesel, Kerosene Breakdown





MOTOR FUEL QUALITY PROGRAM
SUMMARY OF CONSUMER COMPLAINTS
Received from 7/1/2019 to 6/30/2020

TOTAL COMPLAINTS EVALUATED IN TIME FRAME: 107

Category Breakdown of Complaints

Fuel - Engine Economy / Mileage	1
Fuel - Engine Failure - Complete	24
Fuel - Engine Hesitation	28
Fuel - Engine Stall	5
Fuel - Engine Start	4
Fuel - Other	6
Fuel Quality	39

The Department maintains a 24-hour toll free hotline (1-800-OCTANE1) for Consumer Complaints. It is promoted through media publicity and dispenser decals applied by inspectors performing Weights and Measures activities.

Statewide Violation Analysis

Collected from 7/1/2019 to 6/30/2020

Product	Grade	Total Sample	Samples In Violation	%	Total Test Violation	Total Volume (Gallons)	Total In Violation
Aviation Gasoline							
	100LL	48	0	0.00%	0	225,154	0
	Subtotal:	48	0	0.00%	0	225,154	0
Biodiesel							
	1 BDBS S15	1	0	0.00%	0	0	0
	Subtotal:	1	0	0.00%	0	0	0
Denatured Fuel EtOH							
	E100	65	0	0.00%	0	52,885,728	0
	Subtotal:	65	0	0.00%	0	52,885,728	0
Diesel							
	No. 2D S15, Biodiesel <6%	1947	130	6.68%	131	27,884,706	326,344
	No. 2D S15, Biodiesel 20%	2	0	0.00%	0	2,177	0
	No. 2D S15, Biodiesel 6-20%	31	4	12.90%	4	228,798	9,959
	No. 2D S500, Biodiesel <6%	3	0	0.00%	0	8,765	0
	No. 2D S500, Biodiesel 6-20%	1	0	0.00%	0	6,706	0
	Subtotal:	1984	134	6.75%	135	28,131,152	336,303
Ethanol Flex Fuel							
	E15	17	7	41.18%	7	105,315	43,699
	E51-83	215	22	10.23%	22	1,105,410	78,767
	Subtotal:	232	29	12.50%	29	1,210,725	122,466

Statewide Violation Analysis

Collected from 7/1/2019 to 6/30/2020

Fuel Oils							
No. 1 FO	2	0	0.00%	0	2,271	0	
Subtotal:	2	0	0.00%	0	2,271	0	
Gasoline							
Mid Grade Unleaded	825	20	2.42%	30	2,582,345	61,063	
Premium Unleaded	1179	46	3.90%	71	15,446,217	132,731	
Regular Unleaded	2667	36	1.35%	68	52,893,235	219,246	
Subtotal:	4671	102	2.18%	169	70,921,797	413,040	
Gasoline Blend Stock							
Premium Blend Stock	30	0	0.00%	0	12,257,033	0	
Regular Blend Stock	29	0	0.00%	0	38,791,993	0	
Subtotal:	59	0	0.00%	0	51,049,026	0	
Jet Fuel							
JA	27	0	0.00%	0	906,963	0	
Subtotal:	27	0	0.00%	0	906,963	0	
Kerosene							
No. 1 K	370	17	4.59%	22	334,521	31,950	
No. 2 K	1	0	0.00%	0	1,160	0	
Subtotal:	371	17	4.58%	22	335,681	31,950	
GRAND TOTAL:	7460	282	3.78%	355	205,668,497	903,759	

Statewide Violation Analysis

Collected from 7/1/2019 to 6/30/2020

Test Violation Detail Listing

Number of Violations by Type	Violation Type	Percentage of Total Violations
122	Flash Point	34.37%
42	Vapor Pressure	11.83%
36	Antiknock Index	10.14%
35	Workmanship	9.86%
34	Phase Separation	9.58%
11	Water & Sediment	3.10%
9	Saybolt Color	2.54%
9	Water	2.54%
8	Ethanol	2.25%
7	Ethanol (5501)	1.97%
7	Vapor-Liquid Ratio	1.97%
6	Methanol (5501)	1.69%
5	Biodiesel Content	1.41%
5	Cloud Point	1.41%
5	Total Oxygen	1.41%
4	Sulfur	1.13%
3	Distillation E.P.	0.85%
3	Motor Octane Number	0.85%
2	Distillation 10%	0.56%
1	Distillation 90%	0.28%
1	Driveability Index	0.28%
355	Total	100%



Regional Violation Analysis

Collected from 7/1/2019 to 6/30/2020

District	Product	Grade	Total Sample	Samples In Violation	%	Total Test Violation	Total Volume (Gallons)	Total In Violation
East								
Aviation Gasoline								
		100LL	19	0	0.00%	0	87,822	0
		Subtotal:	19	0	0.00%	0	87,822	0
Denatured Fuel EtOH								
		E100	33	0	0.00%	0	22,780,200	0
		Subtotal:	33	0	0.00%	0	22,780,200	0
Diesel								
		No. 2D S15, Biodiesel <6%	727	28	3.85%	28	14,593,075	76,978
		No. 2D S15, Biodiesel 6-20%	7	0	0.00%	0	61,258	0
		No. 2D S500, Biodiesel <6%	2	0	0.00%	0	6,967	0
		Subtotal:	736	28	3.80%	28	14,661,300	76,978
Ethanol Flex Fuel								
		E51-83	31	1	3.23%	1	104,184	1,572
		Subtotal:	31	1	3.23%	1	104,184	1,572
Fuel Oils								
		No. 1 FO	2	0	0.00%	0	2,271	0
		Subtotal:	2	0	0.00%	0	2,271	0
Gasoline								
		Mid Grade Unleaded	145	2	1.38%	4	477,702	4,505
		Premium Unleaded	306	13	4.25%	23	9,003,745	30,779
		Regular Unleaded	1209	15	1.24%	27	28,021,390	91,517
		Subtotal:	1660	30	1.81%	54	37,502,838	126,801

Regional Violation Analysis

Collected from 7/1/2019 to 6/30/2020

Gasoline Blend Stock							
Premium Blend Stock	18	0	0.00%	0	8,212,359	0	
Regular Blend Stock	17	0	0.00%	0	21,716,753	0	
Subtotal:	35	0	0.00%	0	29,929,112	0	
Jet Fuel							
JA	17	0	0.00%	0	825,591	0	
Subtotal:	17	0	0.00%	0	825,591	0	
Kerosene							
No. 1 K	122	6	4.92%	8	149,431	18,292	
Subtotal:	122	6	4.92%	8	149,431	18,292	
District Total:	2655	65	2.45%	91	106,042,748	223,643	

Regional Violation Analysis

Collected from 7/1/2019 to 6/30/2020

Middle

Aviation Gasoline

100LL	12	0	0.00%	0	53,459	0
Subtotal:	12	0	0.00%	0	53,459	0

Denatured Fuel EtOH

E100	18	0	0.00%	0	5,983,017	0
Subtotal:	18	0	0.00%	0	5,983,017	0

Diesel

No. 2D S15, Biodiesel <6%	773	41	5.30%	41	11,501,154	91,453
No. 2D S15, Biodiesel 20%	2	0	0.00%	0	2,177	0
No. 2D S15, Biodiesel 6- 20%	11	1	9.09%	1	37,359	957
No. 2D S500, Biodiesel 6- 20%	1	0	0.00%	0	6,706	0
Subtotal:	787	42	5.34%	42	11,547,396	92,410

Ethanol Flex Fuel

E15	17	7	41.18%	7	105,315	43,699
E51-83	168	17	10.12%	17	919,512	64,484
Subtotal:	185	24	12.97%	24	1,024,827	108,183

Gasoline

Mid Grade Unleaded	366	7	1.91%	8	1,207,169	28,766
Premium Unleaded	440	7	1.59%	11	4,703,678	20,780
Regular Unleaded	969	15	1.55%	33	15,997,481	111,079
Subtotal:	1775	29	1.63%	52	21,908,328	160,625



Regional Violation Analysis

Collected from 7/1/2019 to 6/30/2020

Gasoline Blend Stock

Premium Blend Stock	9	0	0.00%	0	3,368,234	0
Regular Blend Stock	9	0	0.00%	0	10,509,496	0
Subtotal:	18	0	0.00%	0	13,877,730	0

Jet Fuel

JA	6	0	0.00%	0	59,806	0
Subtotal:	6	0	0.00%	0	59,806	0

Kerosene

No. 1 K	226	11	4.87%	14	161,746	13,658
No. 2 K	1	0	0.00%	0	1,160	0
Subtotal:	227	11	4.85%	14	162,906	13,658

District Total:	3028	106	3.50%	132	54,617,469	374,876
------------------------	-------------	------------	--------------	------------	-------------------	----------------

Regional Violation Analysis

Collected from 7/1/2019 to 6/30/2020

West

Aviation Gasoline

100LL	17	0	0.00%	0	83,873	0
Subtotal:	17	0	0.00%	0	83,873	0

Biodiesel

1 BDBS S15	1	0	0.00%	0	0	0
Subtotal:	1	0	0.00%	0	0	0

Denatured Fuel EtOH

E100	14	0	0.00%	0	24,122,511	0
Subtotal:	14	0	0.00%	0	24,122,511	0

Diesel

No. 2D S15, Biodiesel <6%	447	61	13.65%	62	1,790,477	157,913
No. 2D S15, Biodiesel 6- 20%	13	3	23.08%	3	130,181	9,002
No. 2D S500, Biodiesel <6%	1	0	0.00%	0	1,798	0
Subtotal:	461	64	13.88%	65	1,922,456	166,915

Ethanol Flex Fuel

E51-83	16	4	25.00%	4	81,714	12,711
Subtotal:	16	4	25.00%	4	81,714	12,711

Gasoline

Mid Grade Unleaded	314	11	3.50%	18	897,474	27,792
Premium Unleaded	433	26	6.00%	37	1,738,794	81,172
Regular Unleaded	489	6	1.23%	8	8,874,364	16,650
Subtotal:	1236	43	3.48%	63	11,510,632	125,614



Regional Violation Analysis

Collected from 7/1/2019 to 6/30/2020

Gasoline Blend Stock							
Premium Blend Stock	3	0	0.00%	0	676,440	0	
Regular Blend Stock	3	0	0.00%	0	6,565,744	0	
Subtotal:	6	0	0.00%	0	7,242,184	0	
Jet Fuel							
JA	4	0	0.00%	0	21,566	0	
Subtotal:	4	0	0.00%	0	21,566	0	
Kerosene							
No. 1 K	22	0	0.00%	0	23,344	0	
Subtotal:	22	0	0.00%	0	23,344	0	
District Total:	1777	111	6.25%	132	45,008,280	305,240	
Grand Total:	7460	282	3.78%	355	205,668,497	903,759	

Business Type Violation Analysis

Collected from 7/1/2019 to 6/30/2020

Business Type	Product	Grade	Total Sample	Samples In Violation	%	Total Test Violation	Total Volume (Gallons)	Total In Violation
Airport								
	Aviation Gasoline							
		100LL	44	0	0.00%	0	208,969	0
		Subtotal:	44	0	0.00%	0	208,969	0
	Jet Fuel							
		JA	25	0	0.00%	0	423,280	0
		Subtotal:	25	0	0.00%	0	423,280	0
		Total:	69	0	0.00%	0	632,249	0
Distributor								
	Diesel							
		No. 2D S15, Biodiesel <6%	27	0	0.00%	0	173,639	0
		Subtotal:	27	0	0.00%	0	173,639	0
	Gasoline							
		Premium Unleaded	1	0	0.00%	0	1,422	0
		Regular Unleaded	7	0	0.00%	0	43,604	0
		Subtotal:	8	0	0.00%	0	45,026	0
	Kerosene							
		No. 1 K	1	0	0.00%	0	18,647	0
		Subtotal:	1	0	0.00%	0	18,647	0
		Total:	36	0	0.00%	0	237,312	0
Marina								
	Diesel							
		No. 2D S15, Biodiesel <6%	5	0	0.00%	0	9,825	0
		Subtotal:	5	0	0.00%	0	9,825	0

Gasoline

Mid Grade Unleaded	37	2	5.41%	2	72,421	1,811
Premium Unleaded	28	0	0.00%	0	63,444	0
Regular Unleaded	60	1	1.67%	1	132,287	500
Subtotal:	125	3	2.40%	3	268,152	2,311
Total:	130	3	2.31%	3	277,977	2,311

Retailer

Aviation Gasoline

100LL	2	0	0.00%	0	10,195	0
Subtotal:	2	0	0.00%	0	10,195	0

Diesel

No. 2D S15, Biodiesel <6%	1733	105	6.06%	106	5,661,767	275,521
No. 2D S15, Biodiesel 20%	2	0	0.00%	0	2,177	0
No. 2D S15, Biodiesel 6-20%	23	2	8.70%	2	203,784	7,999
No. 2D S500, Biodiesel <6%	3	0	0.00%	0	8,765	0
No. 2D S500, Biodiesel 6-20%	1	0	0.00%	0	6,706	0
Subtotal:	1762	107	6.07%	108	5,883,199	283,520

Ethanol Flex Fuel

E15	4	1	25.00%	1	18,958	4,001
E51-83	173	17	9.83%	17	811,677	56,523
Subtotal:	177	18	10.17%	18	830,635	60,524

Fuel Oils

No. 1 FO	2	0	0.00%	0	2,271	0
Subtotal:	2	0	0.00%	0	2,271	0

Gasoline

Mid Grade Unleaded	713	16	2.24%	24	2,312,808	55,119
Premium Unleaded	1021	36	3.53%	54	2,864,791	87,103
Regular Unleaded	2319	29	1.25%	57	12,500,313	207,722
Subtotal:	4053	81	2.00%	135	17,677,913	349,944

Gasoline Blend Stock

Premium Blend Stock	1	0	0.00%	0	1,400	0
Subtotal:	1	0	0.00%	0	1,400	0

Kerosene

No. 1 K	344	17	4.94%	22	299,572	31,950
No. 2 K	1	0	0.00%	0	1,160	0
Subtotal:	345	17	4.93%	22	300,732	31,950

Total:	6343	223	3.52%	283	24,706,344	725,938
---------------	-------------	------------	--------------	------------	-------------------	----------------

Terminal

Biodiesel

1 BDBS S15	1	0	0.00%	0	0	0
Subtotal:	1	0	0.00%	0	0	0

Denatured Fuel EtOH

E100	65	0	0.00%	0	52,885,728	0
Subtotal:	65	0	0.00%	0	52,885,728	0

Diesel

No. 2D S15, Biodiesel <6%	24	0	0.00%	0	21,588,683	0
Subtotal:	24	0	0.00%	0	21,588,683	0

Gasoline

Premium Unleaded	29	0	0.00%	0	12,255,633	0
Regular Unleaded	29	0	0.00%	0	39,173,647	0
Subtotal:	58	0	0.00%	0	51,429,280	0



Department of
Agriculture

Gasoline Blend Stock

Premium Blend Stock	29	0	0.00%	0	12,255,633	0
Regular Blend Stock	29	0	0.00%	0	38,791,993	0

Subtotal:	58	0	0.00%	0	51,047,626	0
------------------	-----------	----------	--------------	----------	-------------------	----------

Jet Fuel

JA	2	0	0.00%	0	483,683	0
----	---	---	-------	---	---------	---

Subtotal:	2	0	0.00%	0	483,683	0
------------------	----------	----------	--------------	----------	----------------	----------

Total:	208	0	0.00%	0	177,435,000	0
---------------	------------	----------	--------------	----------	--------------------	----------

Grand Total:	7460	282	3.78%	355	205,668,497	903,759
---------------------	-------------	------------	--------------	------------	--------------------	----------------



Inspection Type Violation Analysis

Collected from 7/1/2019 to 6/30/2020

Inspection Type	Product	Grade	Total Sample	Samples In Violation	%	Total Test Violation	Total Volume (Gallons)	Total In Violation
Complaint								
	Diesel							
		No. 2D S15, Biodiesel <6%	21	7	33.33%	7	87,552	16,938
		No. 2D S15, Biodiesel 6-20%	1	1	100.00%	1	3,030	3,030
		Subtotal:	22	8	36.36%	8	90,582	19,968
	Gasoline							
		Mid Grade Unleaded	6	0	0.00%	0	21,036	0
		Premium Unleaded	12	2	16.67%	4	36,390	6,144
		Regular Unleaded	49	10	20.41%	24	230,199	85,080
		Subtotal:	67	12	17.91%	28	287,625	91,224
		Total:	89	20	22.47%	36	378,207	111,192
Follow-Up								
	Diesel							
		No. 2D S15, Biodiesel <6%	88	19	21.59%	19	257,884	49,547
		Subtotal:	88	19	21.59%	19	257,884	49,547
	Ethanol Flex Fuel							
		E15	5	1	20.00%	1	26,105	7,479
		E51-83	42	4	9.52%	4	284,979	11,494
		Subtotal:	47	5	10.64%	5	311,084	18,973

Gasoline

Mid Grade Unleaded	7	0	0.00%	0	20,663	0
Premium Unleaded	26	5	19.23%	9	50,702	10,886
Regular Unleaded	18	5	27.78%	10	83,017	45,008
Subtotal:	51	10	19.61%	19	154,382	55,894

Kerosene

No. 1 K	15	3	20.00%	3	13,926	2,529
Subtotal:	15	3	20.00%	3	13,926	2,529

Total:	201	37	18.41%	46	737,276	126,943
---------------	------------	-----------	---------------	-----------	----------------	----------------

Office Request

Diesel

No. 2D S15, Biodiesel <6%	6	0	0.00%	0	12,516	0
Subtotal:	6	0	0.00%	0	12,516	0

Ethanol Flex Fuel

E15	2	0	0.00%	0	15,462	0
E51-83	4	1	25.00%	1	33,786	5,604
Subtotal:	6	1	16.67%	1	49,248	5,604

Gasoline

Mid Grade Unleaded	2	0	0.00%	0	4,019	0
Premium Unleaded	1	1	100.00%	1	2,477	2,477
Regular Unleaded	2	1	50.00%	5	8,288	17,115
Subtotal:	5	2	40.00%	6	14,784	19,592

Kerosene

No. 1 K	2	2	100.00%	2	478	478
Subtotal:	2	2	100.00%	2	478	478

Total:	19	5	26.32%	9	77,026	25,674
---------------	-----------	----------	---------------	----------	---------------	---------------



Department of
Agriculture

Routine

Aviation Gasoline

100LL	48	0	0.00%	0	225,154	0
Subtotal:	48	0	0.00%	0	225,154	0

Biodiesel

1 BDBS S15	1	0	0.00%	0	0	0
Subtotal:	1	0	0.00%	0	0	0

Denatured Fuel EtOH

E100	65	0	0.00%	0	52,885,728	0
Subtotal:	65	0	0.00%	0	52,885,728	0

Diesel

No. 2D S15, Biodiesel <6%	1832	104	5.68%	105	27,526,754	259,859
No. 2D S15, Biodiesel 20%	2	0	0.00%	0	2,177	0
No. 2D S15, Biodiesel 6-20%	30	3	10.00%	3	225,768	6,929
No. 2D S500, Biodiesel <6%	3	0	0.00%	0	8,765	0
No. 2D S500, Biodiesel 6-20%	1	0	0.00%	0	6,706	0
Subtotal:	1868	107	5.73%	108	27,770,170	266,788

Ethanol Flex Fuel

E15	10	6	60.00%	6	63,748	36,220
E51-83	169	17	10.06%	17	786,645	61,669
Subtotal:	179	23	12.85%	23	850,393	97,889



Department of
Agriculture

Fuel Oils

No. 1 FO	2	0	0.00%	0	2,271	0
Subtotal:	2	0	0.00%	0	2,271	0

Gasoline

Mid Grade Unleaded	810	20	2.47%	30	2,536,627	61,063
Premium Unleaded	1140	38	3.33%	57	15,356,648	113,224
Regular Unleaded	2598	20	0.77%	29	52,571,731	72,043
Subtotal:	4548	78	1.72%	116	70,465,006	246,330

Gasoline Blend Stock

Premium Blend Stock	30	0	0.00%	0	12,257,033	0
Regular Blend Stock	29	0	0.00%	0	38,791,993	0
Subtotal:	59	0	0.00%	0	51,049,026	0

Jet Fuel

JA	27	0	0.00%	0	906,963	0
Subtotal:	27	0	0.00%	0	906,963	0

Kerosene

No. 1 K	353	12	3.40%	17	320,117	28,943
No. 2 K	1	0	0.00%	0	1,160	0
Subtotal:	354	12	3.39%	17	321,277	28,943

Total:

Total:	7152	220	3.08%	264	204,475,988	639,950
---------------	-------------	------------	--------------	------------	--------------------	----------------

Grand Total:	7460	282	3.78%	355	205,668,497	903,759
---------------------	-------------	------------	--------------	------------	--------------------	----------------

County Violation Analysis

Collected from 7/1/2019 to 6/30/2020

County	Product	Grade	Total Sample	Samples In Violation	%	Total Test Violation	Total Volume (Gallons)	Total In Violation
Anderson								
Diesel								
	No. 2D S15, Biodiesel <6%		39	1	2.56%	1	126,339	3,155
	No. 2D S15, Biodiesel 6-20%		1	0	0.00%	0	3,125	0
	Subtotal:		40	1	2.50%	1	129,464	3,155
Ethanol Flex Fuel								
	E51-83		2	0	0.00%	0	12,354	0
	Subtotal:		2	0	0.00%	0	12,354	0
Gasoline								
	Mid Grade Unleaded		15	1	6.67%	3	41,431	3,228
	Premium Unleaded		25	3	12.00%	6	82,831	4,106
	Regular Unleaded		20	0	0.00%	0	96,103	0
	Subtotal:		60	4	6.67%	9	220,365	7,334
Kerosene								
	No. 1 K		2	0	0.00%	0	1,453	0
	Subtotal:		2	0	0.00%	0	1,453	0
	County Total:		104	5	4.81%	10	363,636	10,489

County Violation Analysis

Collected from 7/1/2019 to 6/30/2020

Bedford

Diesel							
No. 2D S15, Biodiesel <6%	16	2	12.50%	2	35,250	2,542	
No. 2D S15, Biodiesel 6-20%	1	0	0.00%	0	5,210	0	
Subtotal:	17	2	11.76%	2	40,460	2,542	
Ethanol Flex Fuel							
E51-83	2	0	0.00%	0	9,255	0	
Subtotal:	2	0	0.00%	0	9,255	0	
Gasoline							
Mid Grade Unleaded	6	0	0.00%	0	14,803	0	
Premium Unleaded	11	0	0.00%	0	25,003	0	
Regular Unleaded	20	0	0.00%	0	75,929	0	
Subtotal:	37	0	0.00%	0	115,735	0	
Jet Fuel							
JA	1	0	0.00%	0	4,845	0	
Subtotal:	1	0	0.00%	0	4,845	0	
Kerosene							
No. 1 K	6	0	0.00%	0	2,092	0	
Subtotal:	6	0	0.00%	0	2,092	0	
County Total:	63	2	3.17%	2	172,387	2,542	

County Violation Analysis

Collected from 7/1/2019 to 6/30/2020

Benton

Aviation Gasoline							
100LL	1	0	0.00%	0	5,000	0	
Subtotal:	1	0	0.00%	0	5,000	0	
Diesel							
No. 2D S15, Biodiesel <6%	14	0	0.00%	0	64,991	0	
Subtotal:	14	0	0.00%	0	64,991	0	
Gasoline							
Mid Grade Unleaded	7	1	14.29%	1	15,715	534	
Premium Unleaded	5	0	0.00%	0	12,511	0	
Regular Unleaded	6	0	0.00%	0	16,196	0	
Subtotal:	18	1	5.56%	1	44,422	534	
Kerosene							
No. 1 K	1	0	0.00%	0	1,587	0	
Subtotal:	1	0	0.00%	0	1,587	0	
County Total:	34	1	2.94%	1	116,000	534	

County Violation Analysis

Collected from 7/1/2019 to 6/30/2020

Bledsoe

Diesel							
	No. 2D S15, Biodiesel <6%	3	0	0.00%	0	7,881	0
Subtotal:		3	0	0.00%	0	7,881	0
Gasoline							
	Regular Unleaded	13	0	0.00%	0	28,665	0
Subtotal:		13	0	0.00%	0	28,665	0
County Total:		16	0	0.00%	0	36,546	0

County Violation Analysis

Collected from 7/1/2019 to 6/30/2020

Blount

Aviation Gasoline							
100LL	2	0	0.00%	0	16,896	0	
Subtotal:	2	0	0.00%	0	16,896	0	
Diesel							
No. 2D S15, Biodiesel <6%	13	1	7.69%	1	40,085	3,450	
Subtotal:	13	1	7.69%	1	40,085	3,450	
Gasoline							
Mid Grade Unleaded	1	0	0.00%	0	3,100	0	
Premium Unleaded	21	2	9.52%	2	52,485	4,300	
Regular Unleaded	55	1	1.82%	2	286,950	4,800	
Subtotal:	77	3	3.90%	4	342,535	9,100	
Jet Fuel							
JA	3	0	0.00%	0	256,810	0	
Subtotal:	3	0	0.00%	0	256,810	0	
Kerosene							
No. 1 K	3	0	0.00%	0	4,000	0	
Subtotal:	3	0	0.00%	0	4,000	0	
County Total:	98	4	4.08%	5	660,326	12,550	

County Violation Analysis

Collected from 7/1/2019 to 6/30/2020

Bradley

Aviation Gasoline							
100LL	1	0	0.00%	0	1,770	0	
Subtotal:	1	0	0.00%	0	1,770	0	
Diesel							
No. 2D S15, Biodiesel <6%	25	1	4.00%	1	107,556	1,514	
Subtotal:	25	1	4.00%	1	107,556	1,514	
Ethanol Flex Fuel							
E51-83	6	1	16.67%	1	16,161	1,572	
Subtotal:	6	1	16.67%	1	16,161	1,572	
Gasoline							
Mid Grade Unleaded	3	0	0.00%	0	28,247	0	
Premium Unleaded	1	0	0.00%	0	2,457	0	
Regular Unleaded	62	0	0.00%	0	316,691	0	
Subtotal:	66	0	0.00%	0	347,395	0	
Jet Fuel							
JA	1	0	0.00%	0	6,883	0	
Subtotal:	1	0	0.00%	0	6,883	0	
County Total:	99	2	2.02%	2	479,765	3,086	

County Violation Analysis

Collected from 7/1/2019 to 6/30/2020

Campbell

Aviation Gasoline							
100LL	1	0	0.00%	0	1,545	0	
Subtotal:	1	0	0.00%	0	1,545	0	
Diesel							
No. 2D S15, Biodiesel <6%	21	0	0.00%	0	75,969	0	
Subtotal:	21	0	0.00%	0	75,969	0	
Gasoline							
Mid Grade Unleaded	13	0	0.00%	0	50,163	0	
Premium Unleaded	17	1	5.88%	3	40,177	4,155	
Regular Unleaded	10	2	20.00%	6	80,449	49,590	
Subtotal:	40	3	7.50%	9	170,789	53,745	
Jet Fuel							
JA	1	0	0.00%	0	2,184	0	
Subtotal:	1	0	0.00%	0	2,184	0	
Kerosene							
No. 1 K	2	0	0.00%	0	2,219	0	
Subtotal:	2	0	0.00%	0	2,219	0	
County Total:	65	3	4.62%	9	252,706	53,745	

County Violation Analysis

Collected from 7/1/2019 to 6/30/2020

Cannon

Diesel							
No. 2D S15, Biodiesel <6%	5	0	0.00%	0	7,417	0	
Subtotal:	5	0	0.00%	0	7,417	0	
Gasoline							
Mid Grade Unleaded	1	0	0.00%	0	2,933	0	
Premium Unleaded	1	0	0.00%	0	1,539	0	
Regular Unleaded	13	0	0.00%	0	45,207	0	
Subtotal:	15	0	0.00%	0	49,679	0	
Kerosene							
No. 1 K	1	0	0.00%	0	737	0	
Subtotal:	1	0	0.00%	0	737	0	
County Total:	21	0	0.00%	0	57,833	0	

County Violation Analysis

Collected from 7/1/2019 to 6/30/2020

Carroll

Diesel							
No. 2D S15, Biodiesel <6%	13	0	0.00%	0	57,684	0	
No. 2D S15, Biodiesel 6-20%	1	0	0.00%	0	2,241	0	
Subtotal:	14	0	0.00%	0	59,925	0	
Gasoline							
Mid Grade Unleaded	6	0	0.00%	0	9,851	0	
Premium Unleaded	9	0	0.00%	0	27,252	0	
Regular Unleaded	17	0	0.00%	0	68,661	0	
Subtotal:	32	0	0.00%	0	105,764	0	
Jet Fuel							
JA	1	0	0.00%	0	6,800	0	
Subtotal:	1	0	0.00%	0	6,800	0	
Kerosene							
No. 1 K	2	0	0.00%	0	176	0	
Subtotal:	2	0	0.00%	0	176	0	
County Total:	49	0	0.00%	0	172,665	0	

County Violation Analysis

Collected from 7/1/2019 to 6/30/2020

Carter

Aviation Gasoline							
100LL	1	0	0.00%	0	8,279	0	
Subtotal:	1	0	0.00%	0	8,279	0	
Diesel							
No. 2D S15, Biodiesel <6%	13	1	7.69%	1	33,799	494	
Subtotal:	13	1	7.69%	1	33,799	494	
Gasoline							
Premium Unleaded	5	0	0.00%	0	19,669	0	
Regular Unleaded	26	2	7.69%	3	112,688	14,625	
Subtotal:	31	2	6.45%	3	132,357	14,625	
Jet Fuel							
JA	1	0	0.00%	0	7,676	0	
Subtotal:	1	0	0.00%	0	7,676	0	
Kerosene							
No. 1 K	1	0	0.00%	0	421	0	
Subtotal:	1	0	0.00%	0	421	0	
County Total:	47	3	6.38%	4	182,532	15,119	

County Violation Analysis

Collected from 7/1/2019 to 6/30/2020

Cheatham

Diesel							
No. 2D S15, Biodiesel <6%	14	0	0.00%	0	28,473	0	
Subtotal:	14	0	0.00%	0	28,473	0	
Ethanol Flex Fuel							
E51-83	4	0	0.00%	0	17,940	0	
Subtotal:	4	0	0.00%	0	17,940	0	
Gasoline							
Mid Grade Unleaded	9	0	0.00%	0	28,966	0	
Premium Unleaded	4	0	0.00%	0	7,049	0	
Regular Unleaded	12	0	0.00%	0	84,969	0	
Subtotal:	25	0	0.00%	0	120,984	0	
Kerosene							
No. 1 K	5	0	0.00%	0	1,714	0	
Subtotal:	5	0	0.00%	0	1,714	0	
County Total:	48	0	0.00%	0	169,111	0	

County Violation Analysis

Collected from 7/1/2019 to 6/30/2020

Chester

Diesel							
No. 2D S15, Biodiesel <6%	5	0	0.00%	0	22,134	0	
Subtotal:	5	0	0.00%	0	22,134	0	
Gasoline							
Mid Grade Unleaded	2	0	0.00%	0	4,825	0	
Premium Unleaded	6	0	0.00%	0	13,271	0	
Regular Unleaded	6	0	0.00%	0	12,586	0	
Subtotal:	14	0	0.00%	0	30,682	0	
County Total:	19	0	0.00%	0	52,816	0	

County Violation Analysis

Collected from 7/1/2019 to 6/30/2020

Claiborne

Aviation Gasoline							
100LL	1	0	0.00%	0	2,000	0	
Subtotal:	1	0	0.00%	0	2,000	0	
Diesel							
No. 2D S15, Biodiesel <6%	14	2	14.29%	2	30,761	4,193	
Subtotal:	14	2	14.29%	2	30,761	4,193	
Fuel Oils							
No. 1 FO	1	0	0.00%	0	649	0	
Subtotal:	1	0	0.00%	0	649	0	
Gasoline							
Mid Grade Unleaded	7	1	14.29%	1	14,749	1,277	
Premium Unleaded	5	0	0.00%	0	9,627	0	
Regular Unleaded	15	0	0.00%	0	61,440	0	
Subtotal:	27	1	3.70%	1	85,816	1,277	
Kerosene							
No. 1 K	6	1	16.67%	1	5,653	1,872	
Subtotal:	6	1	16.67%	1	5,653	1,872	
County Total:	49	4	8.16%	4	124,879	7,342	

County Violation Analysis

Collected from 7/1/2019 to 6/30/2020

Clay

Diesel							
No. 2D S15, Biodiesel <6%	4	0	0.00%	0	8,208	0	
Subtotal:	4	0	0.00%	0	8,208	0	
Gasoline							
Mid Grade Unleaded	1	0	0.00%	0	1,117	0	
Premium Unleaded	4	0	0.00%	0	8,827	0	
Regular Unleaded	7	0	0.00%	0	25,760	0	
Subtotal:	12	0	0.00%	0	35,704	0	
Kerosene							
No. 1 K	2	0	0.00%	0	617	0	
Subtotal:	2	0	0.00%	0	617	0	
County Total:	18	0	0.00%	0	44,529	0	

County Violation Analysis

Collected from 7/1/2019 to 6/30/2020

Cocke

Diesel							
No. 2D S15, Biodiesel <6%	7	1	14.29%	1	22,100	4,000	
No. 2D S500, Biodiesel <6%	1	0	0.00%	0	3,200	0	
Subtotal:	8	1	12.50%	1	25,300	4,000	
Gasoline							
Premium Unleaded	4	0	0.00%	0	6,900	0	
Regular Unleaded	31	0	0.00%	0	128,300	0	
Subtotal:	35	0	0.00%	0	135,200	0	
Gasoline Blend Stock							
Premium Blend Stock	1	0	0.00%	0	1,400	0	
Subtotal:	1	0	0.00%	0	1,400	0	
Kerosene							
No. 1 K	1	0	0.00%	0	500	0	
Subtotal:	1	0	0.00%	0	500	0	
County Total:	45	1	2.22%	1	162,400	4,000	

County Violation Analysis

Collected from 7/1/2019 to 6/30/2020

Coffee

Diesel							
No. 2D S15, Biodiesel <6%	24	0	0.00%	0	60,141	0	
No. 2D S15, Biodiesel 6-20%	3	1	33.33%	1	8,708	957	
Subtotal:	27	1	3.70%	1	68,849	957	
Ethanol Flex Fuel							
E51-83	6	0	0.00%	0	24,273	0	
Subtotal:	6	0	0.00%	0	24,273	0	
Gasoline							
Mid Grade Unleaded	18	1	5.56%	1	59,795	4,336	
Premium Unleaded	13	0	0.00%	0	33,332	0	
Regular Unleaded	26	0	0.00%	0	110,050	0	
Subtotal:	57	1	1.75%	1	203,177	4,336	
Jet Fuel							
JA	1	0	0.00%	0	8,218	0	
Subtotal:	1	0	0.00%	0	8,218	0	
Kerosene							
No. 1 K	12	0	0.00%	0	8,785	0	
No. 2 K	1	0	0.00%	0	1,160	0	
Subtotal:	13	0	0.00%	0	9,945	0	
County Total:	104	2	1.92%	2	314,462	5,293	

County Violation Analysis

Collected from 7/1/2019 to 6/30/2020

Crockett

Diesel							
No. 2D S15, Biodiesel <6%	8	0	0.00%	0	40,700	0	
No. 2D S15, Biodiesel 6-20%	1	0	0.00%	0	1,906	0	
Subtotal:	9	0	0.00%	0	42,606	0	
Gasoline							
Mid Grade Unleaded	5	0	0.00%	0	12,202	0	
Premium Unleaded	5	0	0.00%	0	7,613	0	
Regular Unleaded	10	0	0.00%	0	35,867	0	
Subtotal:	20	0	0.00%	0	55,682	0	
County Total:	29	0	0.00%	0	98,288	0	

County Violation Analysis

Collected from 7/1/2019 to 6/30/2020

Cumberland

Aviation Gasoline

100LL	1	0	0.00%	0	4,045	0
Subtotal:	1	0	0.00%	0	4,045	0

Diesel

No. 2D S15, Biodiesel <6%	29	0	0.00%	0	140,490	0
Subtotal:	29	0	0.00%	0	140,490	0

Ethanol Flex Fuel

E51-83	6	0	0.00%	0	24,666	0
Subtotal:	6	0	0.00%	0	24,666	0

Gasoline

Mid Grade Unleaded	1	0	0.00%	0	5,356	0
Premium Unleaded	18	1	5.56%	3	38,016	1,749
Regular Unleaded	32	0	0.00%	0	124,436	0
Subtotal:	51	1	1.96%	3	167,808	1,749

Kerosene

No. 1 K	14	0	0.00%	0	7,451	0
Subtotal:	14	0	0.00%	0	7,451	0

County Total:	101	1	0.99%	3	344,460	1,749
----------------------	------------	----------	--------------	----------	----------------	--------------

County Violation Analysis

Collected from 7/1/2019 to 6/30/2020

Davidson

Aviation Gasoline							
100LL	2	0	0.00%	0	11,566	0	
Subtotal:	2	0	0.00%	0	11,566	0	
Denat. Fuel EtOH							
E100	18	0	0.00%	0	5,983,017	0	
Subtotal:	18	0	0.00%	0	5,983,017	0	
Diesel							
No. 2D S15, Biodiesel <6%	170	21	12.35%	21	9,705,704	55,434	
No. 2D S15, Biodiesel 20%	2	0	0.00%	0	2,177	0	
Subtotal:	172	21	12.21%	21	9,707,881	55,434	
Ethanol Flex Fuel							
E51-83	28	3	10.71%	3	92,787	4,741	
Subtotal:	28	3	10.71%	3	92,787	4,741	
Gasoline							
Mid Grade Unleaded	94	1	1.06%	2	364,593	12,100	
Premium Unleaded	102	2	1.96%	5	3,722,671	10,800	
Regular Unleaded	169	3	1.78%	10	11,989,725	60,545	
Subtotal:	365	6	1.64%	17	16,076,989	83,445	

County Violation Analysis

Collected from 7/1/2019 to 6/30/2020

Davidson

Gasoline Blend Stock

Premium Blend Stock	9	0	0.00%	0	3,368,234	0
Regular Blend Stock	9	0	0.00%	0	10,509,496	0
Subtotal:	18	0	0.00%	0	13,877,730	0

Kerosene

No. 1 K	24	2	8.33%	3	25,657	6,089
Subtotal:	24	2	8.33%	3	25,657	6,089
County Total:	627	32	5.10%	44	45,775,627	149,709

County Violation Analysis

Collected from 7/1/2019 to 6/30/2020

Decatur

Diesel							
No. 2D S15, Biodiesel <6%	13	0	0.00%	0	29,976	0	
Subtotal:	13	0	0.00%	0	29,976	0	
Gasoline							
Mid Grade Unleaded	9	0	0.00%	0	20,290	0	
Premium Unleaded	3	1	33.33%	1	7,817	1,268	
Regular Unleaded	10	0	0.00%	0	36,885	0	
Subtotal:	22	1	4.55%	1	64,992	1,268	
Kerosene							
No. 1 K	2	0	0.00%	0	1,418	0	
Subtotal:	2	0	0.00%	0	1,418	0	
County Total:	37	1	2.70%	1	96,386	1,268	

County Violation Analysis

Collected from 7/1/2019 to 6/30/2020

DeKalb

Aviation Gasoline							
100LL	1	0	0.00%	0	5,320	0	
Subtotal:	1	0	0.00%	0	5,320	0	
Diesel							
No. 2D S15, Biodiesel <6%	11	0	0.00%	0	20,492	0	
Subtotal:	11	0	0.00%	0	20,492	0	
Gasoline							
Mid Grade Unleaded	5	0	0.00%	0	12,889	0	
Premium Unleaded	6	0	0.00%	0	19,456	0	
Regular Unleaded	16	0	0.00%	0	57,331	0	
Subtotal:	27	0	0.00%	0	89,676	0	
Kerosene							
No. 1 K	2	0	0.00%	0	2,586	0	
Subtotal:	2	0	0.00%	0	2,586	0	
County Total:	41	0	0.00%	0	118,074	0	

County Violation Analysis

Collected from 7/1/2019 to 6/30/2020

Dickson

Diesel							
No. 2D S15, Biodiesel <6%	29	0	0.00%	0	145,095	0	
Subtotal:	29	0	0.00%	0	145,095	0	
Ethanol Flex Fuel							
E51-83	2	0	0.00%	0	14,304	0	
Subtotal:	2	0	0.00%	0	14,304	0	
Gasoline							
Mid Grade Unleaded	18	0	0.00%	0	45,977	0	
Premium Unleaded	11	0	0.00%	0	25,254	0	
Regular Unleaded	20	0	0.00%	0	106,660	0	
Subtotal:	49	0	0.00%	0	177,891	0	
Jet Fuel							
JA	1	0	0.00%	0	8,743	0	
Subtotal:	1	0	0.00%	0	8,743	0	
Kerosene							
No. 1 K	10	0	0.00%	0	7,495	0	
Subtotal:	10	0	0.00%	0	7,495	0	
County Total:	91	0	0.00%	0	353,528	0	

County Violation Analysis

Collected from 7/1/2019 to 6/30/2020

Dyer

Aviation Gasoline							
100LL	1	0	0.00%	0	4,725	0	
Subtotal:	1	0	0.00%	0	4,725	0	
Diesel							
No. 2D S15, Biodiesel <6%	16	2	12.50%	2	48,788	5,224	
No. 2D S15, Biodiesel 6-20%	2	1	50.00%	1	26,569	4,969	
No. 2D S500, Biodiesel <6%	1	0	0.00%	0	1,798	0	
Subtotal:	19	3	15.79%	3	77,155	10,193	
Gasoline							
Mid Grade Unleaded	8	1	12.50%	1	25,068	1,488	
Premium Unleaded	9	0	0.00%	0	18,636	0	
Regular Unleaded	27	1	3.70%	1	122,319	45	
Subtotal:	44	2	4.55%	2	166,023	1,533	
Kerosene							
No. 1 K	1	0	0.00%	0	1,124	0	
Subtotal:	1	0	0.00%	0	1,124	0	
County Total:	65	5	7.69%	5	249,027	11,726	

County Violation Analysis

Collected from 7/1/2019 to 6/30/2020

Fayette

Aviation Gasoline							
100LL	1	0	0.00%	0	5,120	0	
Subtotal:	1	0	0.00%	0	5,120	0	
Diesel							
No. 2D S15, Biodiesel <6%	12	1	8.33%	1	55,639	5,013	
Subtotal:	12	1	8.33%	1	55,639	5,013	
Gasoline							
Mid Grade Unleaded	9	0	0.00%	0	20,794	0	
Premium Unleaded	19	2	10.53%	2	37,467	5,207	
Regular Unleaded	6	0	0.00%	0	14,494	0	
Subtotal:	34	2	5.88%	2	72,755	5,207	
County Total:	47	3	6.38%	3	133,514	10,220	

County Violation Analysis

Collected from 7/1/2019 to 6/30/2020

Fentress

Aviation Gasoline							
100LL	1	0	0.00%	0	1,570	0	
Subtotal:	1	0	0.00%	0	1,570	0	
Diesel							
No. 2D S15, Biodiesel <6%	10	0	0.00%	0	34,622	0	
Subtotal:	10	0	0.00%	0	34,622	0	
Gasoline							
Mid Grade Unleaded	1	0	0.00%	0	3,400	0	
Premium Unleaded	3	0	0.00%	0	9,045	0	
Regular Unleaded	13	0	0.00%	0	36,885	0	
Subtotal:	17	0	0.00%	0	49,330	0	
Kerosene							
No. 1 K	3	0	0.00%	0	3,716	0	
Subtotal:	3	0	0.00%	0	3,716	0	
County Total:	31	0	0.00%	0	89,238	0	

County Violation Analysis

Collected from 7/1/2019 to 6/30/2020

Franklin

Aviation Gasoline							
100LL	1	0	0.00%	0	1,500	0	
Subtotal:	1	0	0.00%	0	1,500	0	
Diesel							
No. 2D S15, Biodiesel <6%	17	1	5.88%	1	42,335	79	
No. 2D S15, Biodiesel 6-20%	2	0	0.00%	0	6,563	0	
Subtotal:	19	1	5.26%	1	48,898	79	
Gasoline							
Mid Grade Unleaded	2	0	0.00%	0	3,683	0	
Premium Unleaded	13	1	7.69%	1	30,995	5,083	
Regular Unleaded	23	0	0.00%	0	66,737	0	
Subtotal:	38	1	2.63%	1	101,415	5,083	
Kerosene							
No. 1 K	1	0	0.00%	0	1,258	0	
Subtotal:	1	0	0.00%	0	1,258	0	
County Total:	59	2	3.39%	2	153,071	5,162	

County Violation Analysis

Collected from 7/1/2019 to 6/30/2020

Gibson

Aviation Gasoline							
100LL	2	0	0.00%	0	4,712	0	
Subtotal:	2	0	0.00%	0	4,712	0	
Diesel							
No. 2D S15, Biodiesel <6%	16	3	18.75%	3	48,638	4,251	
Subtotal:	16	3	18.75%	3	48,638	4,251	
Gasoline							
Mid Grade Unleaded	7	0	0.00%	0	17,140	0	
Premium Unleaded	13	1	7.69%	1	32,493	2,150	
Regular Unleaded	22	0	0.00%	0	83,927	0	
Subtotal:	42	1	2.38%	1	133,560	2,150	
Kerosene							
No. 1 K	1	0	0.00%	0	770	0	
Subtotal:	1	0	0.00%	0	770	0	
County Total:	61	4	6.56%	4	187,680	6,401	

County Violation Analysis

Collected from 7/1/2019 to 6/30/2020

Giles

Diesel							
No. 2D S15, Biodiesel <6%	5	0	0.00%	0	5,666	0	
Subtotal:	5	0	0.00%	0	5,666	0	
Gasoline							
Mid Grade Unleaded	10	0	0.00%	0	23,054	0	
Premium Unleaded	6	0	0.00%	0	8,863	0	
Regular Unleaded	19	1	5.26%	1	85,781	3,337	
Subtotal:	35	1	2.86%	1	117,698	3,337	
Kerosene							
No. 1 K	3	0	0.00%	0	1,101	0	
Subtotal:	3	0	0.00%	0	1,101	0	
County Total:	43	1	2.33%	1	124,465	3,337	

County Violation Analysis

Collected from 7/1/2019 to 6/30/2020

Grainger

Diesel							
No. 2D S15, Biodiesel <6%	6	0	0.00%	0	9,290	0	
Subtotal:	6	0	0.00%	0	9,290	0	
Gasoline							
Mid Grade Unleaded	1	0	0.00%	0	2,074	0	
Premium Unleaded	2	0	0.00%	0	1,002	0	
Regular Unleaded	18	0	0.00%	0	51,226	0	
Subtotal:	21	0	0.00%	0	54,302	0	
Kerosene							
No. 1 K	2	0	0.00%	0	177	0	
Subtotal:	2	0	0.00%	0	177	0	
County Total:	29	0	0.00%	0	63,769	0	

County Violation Analysis

Collected from 7/1/2019 to 6/30/2020

Greene

Diesel							
No. 2D S15, Biodiesel <6%	24	0	0.00%	0	63,070	0	
Subtotal:	24	0	0.00%	0	63,070	0	
Gasoline							
Mid Grade Unleaded	7	0	0.00%	0	10,150	0	
Premium Unleaded	16	0	0.00%	0	39,250	0	
Regular Unleaded	34	0	0.00%	0	150,488	0	
Subtotal:	57	0	0.00%	0	199,888	0	
Kerosene							
No. 1 K	4	0	0.00%	0	6,895	0	
Subtotal:	4	0	0.00%	0	6,895	0	
County Total:	85	0	0.00%	0	269,853	0	

County Violation Analysis

Collected from 7/1/2019 to 6/30/2020

Grundy

Diesel							
	No. 2D S15, Biodiesel <6%	7	0	0.00%	0	9,816	0
Subtotal:		7	0	0.00%	0	9,816	0
Gasoline							
	Mid Grade Unleaded	3	0	0.00%	0	4,734	0
	Premium Unleaded	4	0	0.00%	0	5,670	0
	Regular Unleaded	9	0	0.00%	0	25,054	0
Subtotal:		16	0	0.00%	0	35,458	0
Kerosene							
	No. 1 K	2	0	0.00%	0	829	0
Subtotal:		2	0	0.00%	0	829	0
County Total:		25	0	0.00%	0	46,103	0

County Violation Analysis

Collected from 7/1/2019 to 6/30/2020

Hamblen

Aviation Gasoline							
100LL	1	0	0.00%	0	6,457	0	
Subtotal:	1	0	0.00%	0	6,457	0	
Diesel							
No. 2D S15, Biodiesel <6%	16	1	6.25%	1	40,837	4,496	
Subtotal:	16	1	6.25%	1	40,837	4,496	
Gasoline							
Mid Grade Unleaded	2	0	0.00%	0	6,450	0	
Premium Unleaded	5	0	0.00%	0	15,743	0	
Regular Unleaded	47	0	0.00%	0	255,223	0	
Subtotal:	54	0	0.00%	0	277,416	0	
Jet Fuel							
JA	1	0	0.00%	0	3,879	0	
Subtotal:	1	0	0.00%	0	3,879	0	
Kerosene							
No. 1 K	7	1	14.29%	1	22,657	190	
Subtotal:	7	1	14.29%	1	22,657	190	
County Total:	79	2	2.53%	2	351,246	4,686	

County Violation Analysis

Collected from 7/1/2019 to 6/30/2020

Hamilton

Aviation Gasoline							
100LL	2	0	0.00%	0	11,271	0	
Subtotal:	2	0	0.00%	0	11,271	0	
Denat. Fuel EtOH							
E100	8	0	0.00%	0	3,212,496	0	
Subtotal:	8	0	0.00%	0	3,212,496	0	
Diesel							
No. 2D S15, Biodiesel <6%	81	5	6.17%	5	3,403,629	7,792	
Subtotal:	81	5	6.17%	5	3,403,629	7,792	
Ethanol Flex Fuel							
E51-83	8	0	0.00%	0	30,165	0	
Subtotal:	8	0	0.00%	0	30,165	0	
Gasoline							
Mid Grade Unleaded	10	0	0.00%	0	39,770	0	
Premium Unleaded	42	1	2.38%	1	2,586,283	110	
Regular Unleaded	167	1	0.60%	2	4,694,652	11,018	
Subtotal:	219	2	0.91%	3	7,320,705	11,128	
Gasoline Blend Stock							
Premium Blend Stock	4	0	0.00%	0	2,452,386	0	
Regular Blend Stock	4	0	0.00%	0	3,672,144	0	
Subtotal:	8	0	0.00%	0	6,124,530	0	



County Violation Analysis

Collected from 7/1/2019 to 6/30/2020

Hamilton

Kerosene

Subtotal:	16	0	0.00%	0	12,551	0
County Total:	342	7	2.05%	8	20,115,347	18,920

County Violation Analysis

Collected from 7/1/2019 to 6/30/2020

Hancock

Diesel							
No. 2D S15, Biodiesel <6%	1	0	0.00%	0	357	0	
Subtotal:	1	0	0.00%	0	357	0	
Gasoline							
Premium Unleaded	1	0	0.00%	0	1,892	0	
Regular Unleaded	2	0	0.00%	0	3,979	0	
Subtotal:	3	0	0.00%	0	5,871	0	
County Total:	4	0	0.00%	0	6,228	0	

County Violation Analysis

Collected from 7/1/2019 to 6/30/2020

Hardeman

Aviation Gasoline							
100LL	1	0	0.00%	0	3,070	0	
Subtotal:	1	0	0.00%	0	3,070	0	
Diesel							
No. 2D S15, Biodiesel <6%	11	3	27.27%	3	51,123	8,293	
Subtotal:	11	3	27.27%	3	51,123	8,293	
Gasoline							
Mid Grade Unleaded	2	0	0.00%	0	3,515	0	
Premium Unleaded	12	1	8.33%	1	18,264	1,756	
Regular Unleaded	17	0	0.00%	0	28,925	0	
Subtotal:	31	1	3.23%	1	50,704	1,756	
County Total:	43	4	9.30%	4	104,897	10,049	

County Violation Analysis

Collected from 7/1/2019 to 6/30/2020

Hardin

Aviation Gasoline							
100LL	1	0	0.00%	0	5,358	0	
Subtotal:	1	0	0.00%	0	5,358	0	
Diesel							
No. 2D S15, Biodiesel <6%	12	1	8.33%	1	42,987	6,142	
Subtotal:	12	1	8.33%	1	42,987	6,142	
Gasoline							
Mid Grade Unleaded	10	0	0.00%	0	31,501	0	
Premium Unleaded	13	1	7.69%	1	29,713	2,027	
Regular Unleaded	18	1	5.56%	1	68,350	7,381	
Subtotal:	41	2	4.88%	2	129,564	9,408	
County Total:	54	3	5.56%	3	177,909	15,550	

County Violation Analysis

Collected from 7/1/2019 to 6/30/2020

Hawkins

Diesel							
No. 2D S15, Biodiesel <6%	11	0	0.00%	0	20,257	0	
No. 2D S15, Biodiesel 6-20%	1	0	0.00%	0	1,293	0	
Subtotal:	12	0	0.00%	0	21,550	0	
Gasoline							
Mid Grade Unleaded	2	0	0.00%	0	2,704	0	
Premium Unleaded	4	0	0.00%	0	12,961	0	
Regular Unleaded	26	0	0.00%	0	141,034	0	
Subtotal:	32	0	0.00%	0	156,699	0	
Kerosene							
No. 1 K	1	0	0.00%	0	536	0	
Subtotal:	1	0	0.00%	0	536	0	
County Total:	45	0	0.00%	0	178,785	0	

County Violation Analysis

Collected from 7/1/2019 to 6/30/2020

Haywood

Diesel							
No. 2D S15, Biodiesel <6%	6	1	16.67%	1	53,752	1,861	
Subtotal:	6	1	16.67%	1	53,752	1,861	
Gasoline							
Mid Grade Unleaded	9	1	11.11%	1	19,433	2,051	
Premium Unleaded	12	4	33.33%	5	26,423	7,819	
Regular Unleaded	10	1	10.00%	1	35,369	1,082	
Subtotal:	31	6	19.35%	7	81,225	10,952	
County Total:	37	7	18.92%	8	134,977	12,813	

County Violation Analysis

Collected from 7/1/2019 to 6/30/2020

Henderson

Aviation Gasoline

100LL	1	0	0.00%	0	1,625	0
Subtotal:	1	0	0.00%	0	1,625	0

Diesel

No. 2D S15, Biodiesel <6%	17	0	0.00%	0	73,649	0
Subtotal:	17	0	0.00%	0	73,649	0

Gasoline

Mid Grade Unleaded	9	0	0.00%	0	23,590	0
Premium Unleaded	8	1	12.50%	2	15,581	3,760
Regular Unleaded	9	0	0.00%	0	47,510	0
Subtotal:	26	1	3.85%	2	86,681	3,760

Kerosene

No. 1 K	1	0	0.00%	0	206	0
Subtotal:	1	0	0.00%	0	206	0

County Total:	45	1	2.22%	2	162,161	3,760
----------------------	-----------	----------	--------------	----------	----------------	--------------

County Violation Analysis

Collected from 7/1/2019 to 6/30/2020

Henry

Aviation Gasoline							
100LL	1	0	0.00%	0	9,600	0	
Subtotal:	1	0	0.00%	0	9,600	0	
Diesel							
No. 2D S15, Biodiesel <6%	19	0	0.00%	0	67,183	0	
Subtotal:	19	0	0.00%	0	67,183	0	
Gasoline							
Mid Grade Unleaded	7	0	0.00%	0	30,444	0	
Premium Unleaded	8	0	0.00%	0	10,859	0	
Regular Unleaded	20	0	0.00%	0	65,100	0	
Subtotal:	35	0	0.00%	0	106,403	0	
Kerosene							
No. 1 K	2	0	0.00%	0	7,360	0	
Subtotal:	2	0	0.00%	0	7,360	0	
County Total:	57	0	0.00%	0	190,546	0	

County Violation Analysis

Collected from 7/1/2019 to 6/30/2020

Hickman

Aviation Gasoline							
100LL	1	0	0.00%	0	1,560	0	
Subtotal:	1	0	0.00%	0	1,560	0	
Diesel							
No. 2D S15, Biodiesel <6%	8	0	0.00%	0	21,017	0	
Subtotal:	8	0	0.00%	0	21,017	0	
Gasoline							
Mid Grade Unleaded	2	0	0.00%	0	6,773	0	
Premium Unleaded	5	0	0.00%	0	10,777	0	
Regular Unleaded	9	0	0.00%	0	37,748	0	
Subtotal:	16	0	0.00%	0	55,298	0	
Kerosene							
No. 1 K	4	0	0.00%	0	1,185	0	
Subtotal:	4	0	0.00%	0	1,185	0	
County Total:	29	0	0.00%	0	79,060	0	

County Violation Analysis

Collected from 7/1/2019 to 6/30/2020

Houston

Aviation Gasoline							
100LL	1	0	0.00%	0	2,566	0	
Subtotal:	1	0	0.00%	0	2,566	0	
Diesel							
No. 2D S15, Biodiesel <6%	4	0	0.00%	0	4,858	0	
Subtotal:	4	0	0.00%	0	4,858	0	
Gasoline							
Mid Grade Unleaded	1	0	0.00%	0	2,706	0	
Premium Unleaded	3	0	0.00%	0	3,697	0	
Regular Unleaded	2	0	0.00%	0	1,021	0	
Subtotal:	6	0	0.00%	0	7,424	0	
Kerosene							
No. 1 K	1	0	0.00%	0	371	0	
Subtotal:	1	0	0.00%	0	371	0	
County Total:	12	0	0.00%	0	15,219	0	

County Violation Analysis

Collected from 7/1/2019 to 6/30/2020

Humphreys

Diesel							
No. 2D S15, Biodiesel <6%	13	0	0.00%	0	41,414	0	
No. 2D S15, Biodiesel 6-20%	1	0	0.00%	0	2,919	0	
Subtotal:	14	0	0.00%	0	44,333	0	
Ethanol Flex Fuel							
E51-83	2	0	0.00%	0	13,656	0	
Subtotal:	2	0	0.00%	0	13,656	0	
Gasoline							
Mid Grade Unleaded	4	0	0.00%	0	5,288	0	
Premium Unleaded	9	0	0.00%	0	29,895	0	
Regular Unleaded	15	0	0.00%	0	69,567	0	
Subtotal:	28	0	0.00%	0	104,750	0	
Jet Fuel							
JA	1	0	0.00%	0	3,500	0	
Subtotal:	1	0	0.00%	0	3,500	0	
Kerosene							
No. 1 K	1	0	0.00%	0	317	0	
Subtotal:	1	0	0.00%	0	317	0	
County Total:	46	0	0.00%	0	166,556	0	

County Violation Analysis

Collected from 7/1/2019 to 6/30/2020

Jackson

Diesel							
No. 2D S15, Biodiesel <6%	2	0	0.00%	0	3,063	0	
Subtotal:	2	0	0.00%	0	3,063	0	
Gasoline							
Premium Unleaded	2	0	0.00%	0	1,200	0	
Regular Unleaded	6	0	0.00%	0	14,745	0	
Subtotal:	8	0	0.00%	0	15,945	0	
County Total:	10	0	0.00%	0	19,008	0	

County Violation Analysis

Collected from 7/1/2019 to 6/30/2020

Jefferson

Diesel							
No. 2D S15, Biodiesel <6%	14	1	7.14%	1	42,588	2,257	
Subtotal:	14	1	7.14%	1	42,588	2,257	
Gasoline							
Mid Grade Unleaded	4	0	0.00%	0	6,014	0	
Premium Unleaded	4	0	0.00%	0	10,723	0	
Regular Unleaded	24	0	0.00%	0	186,910	0	
Subtotal:	32	0	0.00%	0	203,647	0	
County Total:	46	1	2.17%	1	246,235	2,257	

County Violation Analysis

Collected from 7/1/2019 to 6/30/2020

Johnson

Aviation Gasoline							
100LL	1	0	0.00%	0	3,500	0	
Subtotal:	1	0	0.00%	0	3,500	0	
Diesel							
No. 2D S15, Biodiesel <6%	3	0	0.00%	0	4,190	0	
Subtotal:	3	0	0.00%	0	4,190	0	
Gasoline							
Mid Grade Unleaded	1	0	0.00%	0	1,122	0	
Premium Unleaded	2	0	0.00%	0	4,299	0	
Regular Unleaded	6	0	0.00%	0	25,065	0	
Subtotal:	9	0	0.00%	0	30,486	0	
Jet Fuel							
JA	1	0	0.00%	0	2,200	0	
Subtotal:	1	0	0.00%	0	2,200	0	
Kerosene							
No. 1 K	6	2	33.33%	2	25,601	11,400	
Subtotal:	6	2	33.33%	2	25,601	11,400	
County Total:	20	2	10.00%	2	65,977	11,400	

County Violation Analysis

Collected from 7/1/2019 to 6/30/2020

Knox

Denat. Fuel EtOH							
E100	25	0	0.00%	0	19,567,704	0	
Subtotal:	25	0	0.00%	0	19,567,704	0	
Diesel							
No. 2D S15, Biodiesel <6%	180	6	3.33%	6	9,784,809	19,840	
Subtotal:	180	6	3.33%	6	9,784,809	19,840	
Ethanol Flex Fuel							
E51-83	7	0	0.00%	0	16,815	0	
Subtotal:	7	0	0.00%	0	16,815	0	
Fuel Oils							
No. 1 FO	1	0	0.00%	0	1,622	0	
Subtotal:	1	0	0.00%	0	1,622	0	
Gasoline							
Mid Grade Unleaded	19	0	0.00%	0	50,046	0	
Premium Unleaded	45	3	6.67%	5	5,832,728	12,547	
Regular Unleaded	196	2	1.02%	4	19,009,799	0	
Subtotal:	260	5	1.92%	9	24,892,574	12,547	
Gasoline Blend Stock							
Premium Blend Stock	13	0	0.00%	0	5,758,573	0	
Regular Blend Stock	13	0	0.00%	0	18,044,609	0	
Subtotal:	26	0	0.00%	0	23,803,182	0	

County Violation Analysis

Collected from 7/1/2019 to 6/30/2020

Knox

Jet Fuel							
JA	2	0	0.00%	0	483,683	0	
Subtotal:	2	0	0.00%	0	483,683	0	
Kerosene							
No. 1 K	20	0	0.00%	0	19,911	0	
Subtotal:	20	0	0.00%	0	19,911	0	
County Total:	521	11	2.11%	15	78,570,299	32,387	

County Violation Analysis

Collected from 7/1/2019 to 6/30/2020

Lake

Diesel							
No. 2D S15, Biodiesel <6%	4	0	0.00%	0	11,175	0	
Subtotal:	4	0	0.00%	0	11,175	0	
Gasoline							
Mid Grade Unleaded	2	0	0.00%	0	3,591	0	
Premium Unleaded	3	0	0.00%	0	3,932	0	
Regular Unleaded	2	0	0.00%	0	1,834	0	
Subtotal:	7	0	0.00%	0	9,357	0	
County Total:	11	0	0.00%	0	20,532	0	

County Violation Analysis

Collected from 7/1/2019 to 6/30/2020

Lauderdale

Aviation Gasoline							
100LL	1	0	0.00%	0	5,000	0	
Subtotal:	1	0	0.00%	0	5,000	0	
Diesel							
No. 2D S15, Biodiesel <6%	8	1	12.50%	1	25,179	4,340	
Subtotal:	8	1	12.50%	1	25,179	4,340	
Gasoline							
Mid Grade Unleaded	4	0	0.00%	0	11,116	0	
Premium Unleaded	10	0	0.00%	0	22,427	0	
Regular Unleaded	11	0	0.00%	0	23,209	0	
Subtotal:	25	0	0.00%	0	56,752	0	
Kerosene							
No. 1 K	1	0	0.00%	0	936	0	
Subtotal:	1	0	0.00%	0	936	0	
County Total:	35	1	2.86%	1	87,867	4,340	

County Violation Analysis

Collected from 7/1/2019 to 6/30/2020

Lawrence

Diesel							
No. 2D S15, Biodiesel <6%	15	1	6.67%	1	36,608	1,638	
Subtotal:	15	1	6.67%	1	36,608	1,638	
Ethanol Flex Fuel							
E51-83	2	0	0.00%	0	9,237	0	
Subtotal:	2	0	0.00%	0	9,237	0	
Gasoline							
Mid Grade Unleaded	11	0	0.00%	0	27,305	0	
Premium Unleaded	8	1	12.50%	1	18,439	1,817	
Regular Unleaded	25	0	0.00%	0	93,248	0	
Subtotal:	44	1	2.27%	1	138,992	1,817	
Jet Fuel							
JA	1	0	0.00%	0	3,500	0	
Subtotal:	1	0	0.00%	0	3,500	0	
Kerosene							
No. 1 K	10	0	0.00%	0	2,604	0	
Subtotal:	10	0	0.00%	0	2,604	0	
County Total:	72	2	2.78%	2	190,941	3,455	

County Violation Analysis

Collected from 7/1/2019 to 6/30/2020

Lewis

Diesel							
No. 2D S15, Biodiesel <6%	7	0	0.00%	0	12,869	0	
Subtotal:	7	0	0.00%	0	12,869	0	
Gasoline							
Mid Grade Unleaded	5	0	0.00%	0	8,754	0	
Premium Unleaded	2	0	0.00%	0	4,094	0	
Regular Unleaded	13	0	0.00%	0	37,822	0	
Subtotal:	20	0	0.00%	0	50,670	0	
Kerosene							
No. 1 K	2	0	0.00%	0	1,920	0	
Subtotal:	2	0	0.00%	0	1,920	0	
County Total:	29	0	0.00%	0	65,459	0	

County Violation Analysis

Collected from 7/1/2019 to 6/30/2020

Lincoln

Diesel							
No. 2D S15, Biodiesel <6%	4	0	0.00%	0	13,451	0	
Subtotal:	4	0	0.00%	0	13,451	0	
Ethanol Flex Fuel							
E51-83	2	0	0.00%	0	7,014	0	
Subtotal:	2	0	0.00%	0	7,014	0	
Gasoline							
Mid Grade Unleaded	5	0	0.00%	0	11,973	0	
Premium Unleaded	4	0	0.00%	0	8,783	0	
Regular Unleaded	22	2	9.09%	4	78,635	4,010	
Subtotal:	31	2	6.45%	4	99,391	4,010	
Kerosene							
No. 1 K	2	0	0.00%	0	864	0	
Subtotal:	2	0	0.00%	0	864	0	
County Total:	39	2	5.13%	4	120,720	4,010	

County Violation Analysis

Collected from 7/1/2019 to 6/30/2020

Loudon

Diesel							
No. 2D S15, Biodiesel <6%	18	1	5.56%	1	46,278	1,680	
No. 2D S15, Biodiesel 6-20%	1	0	0.00%	0	18,174	0	
Subtotal:	19	1	5.26%	1	64,452	1,680	
Gasoline							
Mid Grade Unleaded	6	0	0.00%	0	22,823	0	
Premium Unleaded	3	1	33.33%	2	7,218	2,158	
Regular Unleaded	32	0	0.00%	0	184,592	0	
Subtotal:	41	1	2.44%	2	214,633	2,158	
County Total:	60	2	3.33%	3	279,085	3,838	

County Violation Analysis

Collected from 7/1/2019 to 6/30/2020

Macon

Diesel							
	No. 2D S15, Biodiesel <6%	5	0	0.00%	0	8,067	0
Subtotal:		5	0	0.00%	0	8,067	0
Gasoline							
	Premium Unleaded	3	0	0.00%	0	3,888	0
	Regular Unleaded	14	0	0.00%	0	55,929	0
Subtotal:		17	0	0.00%	0	59,817	0
Kerosene							
	No. 1 K	2	0	0.00%	0	2,511	0
Subtotal:		2	0	0.00%	0	2,511	0
County Total:		24	0	0.00%	0	70,395	0

County Violation Analysis

Collected from 7/1/2019 to 6/30/2020

Madison

Diesel							
No. 2D S15, Biodiesel <6%	34	4	11.76%	4	264,475	11,621	
No. 2D S15, Biodiesel 6-20%	2	0	0.00%	0	64,884	0	
Subtotal:	36	4	11.11%	4	329,359	11,621	
Ethanol Flex Fuel							
E51-83	12	3	25.00%	3	61,188	10,610	
Subtotal:	12	3	25.00%	3	61,188	10,610	
Gasoline							
Mid Grade Unleaded	29	2	6.90%	4	75,578	6,845	
Premium Unleaded	53	4	7.55%	5	112,414	5,050	
Regular Unleaded	32	1	3.13%	2	198,363	2,204	
Subtotal:	114	7	6.14%	11	386,355	14,099	
Jet Fuel							
JA	1	0	0.00%	0	3,879	0	
Subtotal:	1	0	0.00%	0	3,879	0	
Kerosene							
No. 1 K	1	0	0.00%	0	632	0	
Subtotal:	1	0	0.00%	0	632	0	
County Total:	164	14	8.54%	18	781,413	36,330	

County Violation Analysis

Collected from 7/1/2019 to 6/30/2020

Marion

Diesel							
No. 2D S15, Biodiesel <6%	14	0	0.00%	0	68,608	0	
No. 2D S15, Biodiesel 6-20%	3	0	0.00%	0	35,760	0	
Subtotal:	17	0	0.00%	0	104,368	0	
Gasoline							
Mid Grade Unleaded	7	0	0.00%	0	24,125	0	
Premium Unleaded	7	0	0.00%	0	35,571	0	
Regular Unleaded	16	1	6.25%	1	63,074	1,473	
Subtotal:	30	1	3.33%	1	122,770	1,473	
Kerosene							
No. 1 K	5	0	0.00%	0	4,870	0	
Subtotal:	5	0	0.00%	0	4,870	0	
County Total:	52	1	1.92%	1	232,008	1,473	

County Violation Analysis

Collected from 7/1/2019 to 6/30/2020

Marshall

Diesel							
No. 2D S15, Biodiesel <6%	14	1	7.14%	1	33,156	4,308	
Subtotal:	14	1	7.14%	1	33,156	4,308	
Ethanol Flex Fuel							
E51-83	2	0	0.00%	0	4,449	0	
Subtotal:	2	0	0.00%	0	4,449	0	
Gasoline							
Mid Grade Unleaded	6	0	0.00%	0	13,603	0	
Premium Unleaded	3	0	0.00%	0	7,398	0	
Regular Unleaded	22	0	0.00%	0	103,991	0	
Subtotal:	31	0	0.00%	0	124,992	0	
Kerosene							
No. 1 K	3	0	0.00%	0	2,563	0	
Subtotal:	3	0	0.00%	0	2,563	0	
County Total:	50	1	2.00%	1	165,160	4,308	

County Violation Analysis

Collected from 7/1/2019 to 6/30/2020

Maury

Diesel							
No. 2D S15, Biodiesel <6%	19	2	10.53%	2	37,796	2,378	
Subtotal:	19	2	10.53%	2	37,796	2,378	
Ethanol Flex Fuel							
E15	1	0	0.00%	0	10,404	0	
E51-83	12	2	16.67%	2	73,836	8,629	
Subtotal:	13	2	15.38%	2	84,240	8,629	
Gasoline							
Mid Grade Unleaded	16	1	6.25%	1	49,273	1,977	
Premium Unleaded	11	0	0.00%	0	19,130	0	
Regular Unleaded	41	1	2.44%	1	242,061	13,516	
Subtotal:	68	2	2.94%	2	310,464	15,493	
Kerosene							
No. 1 K	4	0	0.00%	0	2,832	0	
Subtotal:	4	0	0.00%	0	2,832	0	
County Total:	104	6	5.77%	6	435,332	26,500	

County Violation Analysis

Collected from 7/1/2019 to 6/30/2020

McMinn

Aviation Gasoline							
100LL	1	0	0.00%	0	4,000	0	
Subtotal:	1	0	0.00%	0	4,000	0	
Diesel							
No. 2D S15, Biodiesel <6%	17	1	5.88%	1	47,909	906	
Subtotal:	17	1	5.88%	1	47,909	906	
Gasoline							
Mid Grade Unleaded	5	0	0.00%	0	37,948	0	
Premium Unleaded	1	0	0.00%	0	1,735	0	
Regular Unleaded	34	0	0.00%	0	217,152	0	
Subtotal:	40	0	0.00%	0	256,835	0	
Jet Fuel							
JA	1	0	0.00%	0	5,600	0	
Subtotal:	1	0	0.00%	0	5,600	0	
Kerosene							
No. 1 K	1	0	0.00%	0	700	0	
Subtotal:	1	0	0.00%	0	700	0	
County Total:	60	1	1.67%	1	315,044	906	

County Violation Analysis

Collected from 7/1/2019 to 6/30/2020

McNairy

Diesel							
No. 2D S15, Biodiesel <6%	6	0	0.00%	0	45,159	0	
Subtotal:	6	0	0.00%	0	45,159	0	
Gasoline							
Mid Grade Unleaded	6	0	0.00%	0	13,866	0	
Premium Unleaded	8	0	0.00%	0	19,016	0	
Regular Unleaded	14	0	0.00%	0	53,633	0	
Subtotal:	28	0	0.00%	0	86,515	0	
Jet Fuel							
JA	1	0	0.00%	0	1,507	0	
Subtotal:	1	0	0.00%	0	1,507	0	
County Total:	35	0	0.00%	0	133,181	0	

County Violation Analysis

Collected from 7/1/2019 to 6/30/2020

Meigs

Diesel							
	No. 2D S15, Biodiesel <6%	3	1	33.33%	1	11,450	4,416
Subtotal:		3	1	33.33%	1	11,450	4,416
Gasoline							
	Mid Grade Unleaded	1	0	0.00%	0	1,314	0
	Regular Unleaded	11	0	0.00%	0	39,924	0
Subtotal:		12	0	0.00%	0	41,238	0
County Total:		15	1	6.67%	1	52,688	4,416

County Violation Analysis

Collected from 7/1/2019 to 6/30/2020

Monroe

Aviation Gasoline							
100LL	1	0	0.00%	0	3,200	0	
Subtotal:	1	0	0.00%	0	3,200	0	
Diesel							
No. 2D S15, Biodiesel <6%	9	2	22.22%	2	34,822	16,905	
Subtotal:	9	2	22.22%	2	34,822	16,905	
Gasoline							
Premium Unleaded	1	0	0.00%	0	1,305	0	
Regular Unleaded	40	0	0.00%	0	213,993	0	
Subtotal:	41	0	0.00%	0	215,298	0	
Jet Fuel							
JA	1	0	0.00%	0	1,900	0	
Subtotal:	1	0	0.00%	0	1,900	0	
County Total:	52	2	3.85%	2	255,220	16,905	

County Violation Analysis

Collected from 7/1/2019 to 6/30/2020

Montgomery

Diesel							
No. 2D S15, Biodiesel <6%	62	0	0.00%	0	190,590	0	
No. 2D S15, Biodiesel 6-20%	1	0	0.00%	0	1,947	0	
Subtotal:	63	0	0.00%	0	192,537	0	
Ethanol Flex Fuel							
E15	4	1	25.00%	1	18,958	4,001	
E51-83	30	6	20.00%	6	186,444	20,088	
Subtotal:	34	7	20.59%	7	205,402	24,089	
Gasoline							
Mid Grade Unleaded	24	0	0.00%	0	94,395	0	
Premium Unleaded	37	1	2.70%	2	134,641	1,970	
Regular Unleaded	49	2	4.08%	4	253,822	1,648	
Subtotal:	110	3	2.73%	6	482,858	3,618	
Kerosene							
No. 1 K	18	4	22.22%	5	15,263	5,129	
Subtotal:	18	4	22.22%	5	15,263	5,129	
County Total:	225	14	6.22%	18	896,060	32,836	

County Violation Analysis

Collected from 7/1/2019 to 6/30/2020

Moore

Diesel							
No. 2D S15, Biodiesel <6%	1	0	0.00%	0	2,564	0	
Subtotal:	1	0	0.00%	0	2,564	0	
Gasoline							
Premium Unleaded	1	0	0.00%	0	2,134	0	
Regular Unleaded	2	0	0.00%	0	15,542	0	
Subtotal:	3	0	0.00%	0	17,676	0	
County Total:	4	0	0.00%	0	20,240	0	

County Violation Analysis

Collected from 7/1/2019 to 6/30/2020

Morgan

Diesel							
No. 2D S15, Biodiesel <6%	13	0	0.00%	0	19,000	0	
Subtotal:	13	0	0.00%	0	19,000	0	
Gasoline							
Mid Grade Unleaded	3	0	0.00%	0	8,223	0	
Regular Unleaded	14	0	0.00%	0	19,036	0	
Subtotal:	17	0	0.00%	0	27,259	0	
County Total:	30	0	0.00%	0	46,259	0	

County Violation Analysis

Collected from 7/1/2019 to 6/30/2020

Obion

Aviation Gasoline							
100LL	1	0	0.00%	0	2,640	0	
Subtotal:	1	0	0.00%	0	2,640	0	
Denat. Fuel EtOH							
E100	8	0	0.00%	0	18,403,029	0	
Subtotal:	8	0	0.00%	0	18,403,029	0	
Diesel							
No. 2D S15, Biodiesel <6%	14	0	0.00%	0	63,111	0	
No. 2D S15, Biodiesel 6-20%	1	0	0.00%	0	8,272	0	
Subtotal:	15	0	0.00%	0	71,383	0	
Gasoline							
Mid Grade Unleaded	9	0	0.00%	0	21,829	0	
Premium Unleaded	7	0	0.00%	0	11,703	0	
Regular Unleaded	13	0	0.00%	0	49,097	0	
Subtotal:	29	0	0.00%	0	82,629	0	
Kerosene							
No. 1 K	4	0	0.00%	0	2,181	0	
Subtotal:	4	0	0.00%	0	2,181	0	
County Total:	57	0	0.00%	0	18,561,862	0	

County Violation Analysis

Collected from 7/1/2019 to 6/30/2020

Overton

Diesel							
	No. 2D S15, Biodiesel <6%	10	1	10.00%	1	21,735	211
Subtotal:		10	1	10.00%	1	21,735	211
Gasoline							
	Mid Grade Unleaded	1	0	0.00%	0	1,482	0
	Premium Unleaded	2	0	0.00%	0	5,203	0
	Regular Unleaded	19	1	5.26%	1	53,261	482
Subtotal:		22	1	4.55%	1	59,946	482
Kerosene							
	No. 1 K	5	0	0.00%	0	3,030	0
Subtotal:		5	0	0.00%	0	3,030	0
County Total:		37	2	5.41%	2	84,711	693

County Violation Analysis

Collected from 7/1/2019 to 6/30/2020

Perry

Diesel							
No. 2D S15, Biodiesel <6%	4	0	0.00%	0	3,433	0	
Subtotal:	4	0	0.00%	0	3,433	0	
Gasoline							
Mid Grade Unleaded	5	0	0.00%	0	7,668	0	
Premium Unleaded	1	1	100.00%	1	1,000	1,000	
Regular Unleaded	8	0	0.00%	0	31,751	0	
Subtotal:	14	1	7.14%	1	40,419	1,000	
Kerosene							
No. 1 K	3	0	0.00%	0	2,102	0	
Subtotal:	3	0	0.00%	0	2,102	0	
County Total:	21	1	4.76%	1	45,954	1,000	

County Violation Analysis

Collected from 7/1/2019 to 6/30/2020

Pickett

Diesel							
	No. 2D S15, Biodiesel <6%	5	0	0.00%	0	11,622	0
Subtotal:		5	0	0.00%	0	11,622	0
Gasoline							
	Premium Unleaded	2	0	0.00%	0	3,659	0
	Regular Unleaded	7	0	0.00%	0	29,524	0
Subtotal:		9	0	0.00%	0	33,183	0
Kerosene							
	No. 1 K	1	0	0.00%	0	541	0
Subtotal:		1	0	0.00%	0	541	0
County Total:		15	0	0.00%	0	45,346	0

County Violation Analysis

Collected from 7/1/2019 to 6/30/2020

Polk

Aviation Gasoline							
100LL	1	0	0.00%	0	1,600	0	
Subtotal:	1	0	0.00%	0	1,600	0	
Diesel							
No. 2D S15, Biodiesel <6%	4	0	0.00%	0	8,926	0	
Subtotal:	4	0	0.00%	0	8,926	0	
Gasoline							
Mid Grade Unleaded	2	0	0.00%	0	5,838	0	
Premium Unleaded	1	0	0.00%	0	2,012	0	
Regular Unleaded	14	1	7.14%	1	56,788	673	
Subtotal:	17	1	5.88%	1	64,638	673	
County Total:	22	1	4.55%	1	75,164	673	

County Violation Analysis

Collected from 7/1/2019 to 6/30/2020

Putnam

Diesel							
No. 2D S15, Biodiesel <6%	21	0	0.00%	0	73,303	0	
Subtotal:	21	0	0.00%	0	73,303	0	
Ethanol Flex Fuel							
E51-83	2	0	0.00%	0	3,939	0	
Subtotal:	2	0	0.00%	0	3,939	0	
Gasoline							
Mid Grade Unleaded	1	0	0.00%	0	4,463	0	
Premium Unleaded	18	0	0.00%	0	43,728	0	
Regular Unleaded	37	2	5.41%	4	273,257	8,694	
Subtotal:	56	2	3.57%	4	321,448	8,694	
Kerosene							
No. 1 K	5	0	0.00%	0	3,452	0	
Subtotal:	5	0	0.00%	0	3,452	0	
County Total:	84	2	2.38%	4	402,142	8,694	

County Violation Analysis

Collected from 7/1/2019 to 6/30/2020

Rhea

Aviation Gasoline							
100LL	1	0	0.00%	0	1,713	0	
Subtotal:	1	0	0.00%	0	1,713	0	
Diesel							
No. 2D S15, Biodiesel <6%	11	0	0.00%	0	32,082	0	
Subtotal:	11	0	0.00%	0	32,082	0	
Gasoline							
Mid Grade Unleaded	3	0	0.00%	0	3,141	0	
Premium Unleaded	1	0	0.00%	0	800	0	
Regular Unleaded	26	2	7.69%	2	98,567	5,212	
Subtotal:	30	2	6.67%	2	102,508	5,212	
Jet Fuel							
JA	1	0	0.00%	0	2,593	0	
Subtotal:	1	0	0.00%	0	2,593	0	
County Total:	43	2	4.65%	2	138,896	5,212	

County Violation Analysis

Collected from 7/1/2019 to 6/30/2020

Roane

Diesel							
No. 2D S15, Biodiesel <6%	21	0	0.00%	0	51,272	0	
Subtotal:	21	0	0.00%	0	51,272	0	
Ethanol Flex Fuel							
E51-83	2	0	0.00%	0	4,023	0	
Subtotal:	2	0	0.00%	0	4,023	0	
Gasoline							
Mid Grade Unleaded	11	0	0.00%	0	32,285	0	
Premium Unleaded	9	0	0.00%	0	18,591	0	
Regular Unleaded	17	1	5.88%	2	85,719	926	
Subtotal:	37	1	2.70%	2	136,595	926	
Kerosene							
No. 1 K	1	0	0.00%	0	2,005	0	
Subtotal:	1	0	0.00%	0	2,005	0	
County Total:	61	1	1.64%	2	193,895	926	

County Violation Analysis

Collected from 7/1/2019 to 6/30/2020

Robertson

Diesel							
No. 2D S15, Biodiesel <6%	22	1	4.55%	1	64,303	1,215	
Subtotal:	22	1	4.55%	1	64,303	1,215	
Ethanol Flex Fuel							
E51-83	4	0	0.00%	0	17,433	0	
Subtotal:	4	0	0.00%	0	17,433	0	
Gasoline							
Mid Grade Unleaded	8	0	0.00%	0	27,909	0	
Premium Unleaded	7	0	0.00%	0	18,410	0	
Regular Unleaded	35	0	0.00%	0	214,672	0	
Subtotal:	50	0	0.00%	0	260,991	0	
Kerosene							
No. 1 K	22	4	18.18%	5	11,332	1,162	
Subtotal:	22	4	18.18%	5	11,332	1,162	
County Total:	98	5	5.10%	6	354,059	2,377	

County Violation Analysis

Collected from 7/1/2019 to 6/30/2020

Rutherford

Aviation Gasoline

100LL	2	0	0.00%	0	13,937	0
Subtotal:	2	0	0.00%	0	13,937	0

Diesel

No. 2D S15, Biodiesel <6%	72	3	4.17%	3	276,388	4,998
No. 2D S15, Biodiesel 6-20%	2	0	0.00%	0	8,840	0
Subtotal:	74	3	4.05%	3	285,228	4,998

Ethanol Flex Fuel

E15	8	4	50.00%	4	53,043	26,754
E51-83	36	2	5.56%	2	231,165	11,380
Subtotal:	44	6	13.64%	6	284,208	38,134

Gasoline

Mid Grade Unleaded	32	0	0.00%	0	109,569	0
Premium Unleaded	53	0	0.00%	0	223,938	0
Regular Unleaded	64	2	3.13%	6	412,959	17,615
Subtotal:	149	2	1.34%	6	746,466	17,615

Jet Fuel

JA	1	0	0.00%	0	31,000	0
Subtotal:	1	0	0.00%	0	31,000	0

County Violation Analysis

Collected from 7/1/2019 to 6/30/2020

Rutherford

Kerosene

No. 1 K	23	0	0.00%	0	21,910	0
Subtotal:	23	0	0.00%	0	21,910	0
County Total:	293	11	3.75%	15	1,382,749	60,747

County Violation Analysis

Collected from 7/1/2019 to 6/30/2020

Scott

Aviation Gasoline							
100LL	1	0	0.00%	0	2,013	0	
Subtotal:	1	0	0.00%	0	2,013	0	
Diesel							
No. 2D S15, Biodiesel <6%	8	0	0.00%	0	20,827	0	
Subtotal:	8	0	0.00%	0	20,827	0	
Gasoline							
Mid Grade Unleaded	6	0	0.00%	0	21,239	0	
Premium Unleaded	2	0	0.00%	0	5,741	0	
Regular Unleaded	11	0	0.00%	0	57,878	0	
Subtotal:	19	0	0.00%	0	84,858	0	
Jet Fuel							
JA	1	0	0.00%	0	0	0	
Subtotal:	1	0	0.00%	0	0	0	
Kerosene							
No. 1 K	3	0	0.00%	0	4,566	0	
Subtotal:	3	0	0.00%	0	4,566	0	
County Total:	32	0	0.00%	0	112,264	0	

County Violation Analysis

Collected from 7/1/2019 to 6/30/2020

Sequatchie

Diesel							
	No. 2D S15, Biodiesel <6%	2	0	0.00%	0	10,977	0
<hr/>							
	Subtotal:	2	0	0.00%	0	10,977	0
Gasoline							
	Premium Unleaded	1	0	0.00%	0	6,137	0
	Regular Unleaded	7	0	0.00%	0	41,310	0
<hr/>							
	Subtotal:	8	0	0.00%	0	47,447	0
Kerosene							
	No. 1 K	1	0	0.00%	0	479	0
<hr/>							
	Subtotal:	1	0	0.00%	0	479	0
<hr/>							
	County Total:	11	0	0.00%	0	58,903	0

County Violation Analysis

Collected from 7/1/2019 to 6/30/2020

Sevier

Aviation Gasoline							
100LL	1	0	0.00%	0	9,573	0	
Subtotal:	1	0	0.00%	0	9,573	0	
Diesel							
No. 2D S15, Biodiesel <6%	30	0	0.00%	0	103,475	0	
Subtotal:	30	0	0.00%	0	103,475	0	
Gasoline							
Mid Grade Unleaded	2	0	0.00%	0	3,000	0	
Premium Unleaded	27	0	0.00%	0	76,830	0	
Regular Unleaded	56	1	1.79%	2	311,920	2,400	
Subtotal:	85	1	1.18%	2	391,750	2,400	
Jet Fuel							
JA	2	0	0.00%	0	19,193	0	
Subtotal:	2	0	0.00%	0	19,193	0	
Kerosene							
No. 1 K	1	0	0.00%	0	440	0	
Subtotal:	1	0	0.00%	0	440	0	
County Total:	119	1	0.84%	2	524,431	2,400	

County Violation Analysis

Collected from 7/1/2019 to 6/30/2020

Shelby

Aviation Gasoline							
100LL	5	0	0.00%	0	31,914	0	
Subtotal:	5	0	0.00%	0	31,914	0	
Biodiesel							
1 BDBS S15	1	0	0.00%	0	0	0	
Subtotal:	1	0	0.00%	0	0	0	
Denat. Fuel EtOH							
E100	6	0	0.00%	0	5,719,482	0	
Subtotal:	6	0	0.00%	0	5,719,482	0	
Diesel							
No. 2D S15, Biodiesel <6%	192	41	21.35%	42	629,528	98,647	
No. 2D S15, Biodiesel 6-20%	7	2	28.57%	2	29,215	4,033	
Subtotal:	199	43	21.61%	44	658,743	102,680	
Ethanol Flex Fuel							
E51-83	4	1	25.00%	1	20,526	2,101	
Subtotal:	4	1	25.00%	1	20,526	2,101	
Gasoline							
Mid Grade Unleaded	167	6	3.59%	11	514,837	16,874	
Premium Unleaded	206	10	4.85%	17	1,260,428	52,135	
Regular Unleaded	218	2	0.92%	3	7,793,976	5,938	
Subtotal:	591	18	3.05%	31	9,569,241	74,947	

County Violation Analysis

Collected from 7/1/2019 to 6/30/2020

Shelby

Gasoline Blend Stock							
Premium Blend Stock	3	0	0.00%	0	676,440	0	
Regular Blend Stock	3	0	0.00%	0	6,565,744	0	
Subtotal:	6	0	0.00%	0	7,242,184	0	
Jet Fuel							
JA	1	0	0.00%	0	9,380	0	
Subtotal:	1	0	0.00%	0	9,380	0	
Kerosene							
No. 1 K	4	0	0.00%	0	6,057	0	
Subtotal:	4	0	0.00%	0	6,057	0	
County Total:	817	62	7.59%	76	23,257,527	179,728	

County Violation Analysis

Collected from 7/1/2019 to 6/30/2020

Smith

Diesel							
No. 2D S15, Biodiesel <6%	10	1	10.00%	1	39,546	498	
Subtotal:	10	1	10.00%	1	39,546	498	
Gasoline							
Mid Grade Unleaded	1	0	0.00%	0	3	0	
Premium Unleaded	3	0	0.00%	0	8,208	0	
Regular Unleaded	16	0	0.00%	0	56,425	0	
Subtotal:	20	0	0.00%	0	64,636	0	
Kerosene							
No. 1 K	1	0	0.00%	0	590	0	
Subtotal:	1	0	0.00%	0	590	0	
County Total:	31	1	3.23%	1	104,772	498	

County Violation Analysis

Collected from 7/1/2019 to 6/30/2020

Stewart

Diesel							
	No. 2D S15, Biodiesel <6%	10	0	0.00%	0	19,229	0
Subtotal:		10	0	0.00%	0	19,229	0
Gasoline							
	Mid Grade Unleaded	4	0	0.00%	0	6,376	0
	Premium Unleaded	5	0	0.00%	0	19,905	0
	Regular Unleaded	11	0	0.00%	0	19,707	0
Subtotal:		20	0	0.00%	0	45,988	0
Kerosene							
	No. 1 K	4	0	0.00%	0	3,074	0
Subtotal:		4	0	0.00%	0	3,074	0
County Total:		34	0	0.00%	0	68,291	0

County Violation Analysis

Collected from 7/1/2019 to 6/30/2020

Sullivan

Aviation Gasoline							
100LL	2	0	0.00%	0	9,960	0	
Subtotal:	2	0	0.00%	0	9,960	0	
Diesel							
No. 2D S15, Biodiesel <6%	37	2	5.41%	2	108,863	1,880	
No. 2D S500, Biodiesel <6%	1	0	0.00%	0	3,767	0	
Subtotal:	38	2	5.26%	2	112,630	1,880	
Gasoline							
Mid Grade Unleaded	7	0	0.00%	0	8,284	0	
Premium Unleaded	20	2	10.00%	2	50,000	1,764	
Regular Unleaded	69	0	0.00%	0	426,502	0	
Subtotal:	96	2	2.08%	2	484,786	1,764	
Jet Fuel							
JA	1	0	0.00%	0	32,990	0	
Subtotal:	1	0	0.00%	0	32,990	0	
Kerosene							
No. 1 K	10	1	10.00%	2	10,539	1,360	
Subtotal:	10	1	10.00%	2	10,539	1,360	
County Total:	147	5	3.40%	6	650,905	5,004	

County Violation Analysis

Collected from 7/1/2019 to 6/30/2020

Sumner

Aviation Gasoline							
100LL	2	0	0.00%	0	8,240	0	
Subtotal:	2	0	0.00%	0	8,240	0	
Diesel							
No. 2D S15, Biodiesel <6%	39	3	7.69%	3	120,388	11,360	
Subtotal:	39	3	7.69%	3	120,388	11,360	
Ethanol Flex Fuel							
E15	3	1	33.33%	1	15,810	5,844	
E51-83	12	0	0.00%	0	85,380	0	
Subtotal:	15	1	6.67%	1	101,190	5,844	
Gasoline							
Mid Grade Unleaded	20	1	5.00%	1	70,688	1,156	
Premium Unleaded	18	0	0.00%	0	46,925	0	
Regular Unleaded	66	0	0.00%	0	433,653	0	
Subtotal:	104	1	0.96%	1	551,266	1,156	
Kerosene							
No. 1 K	19	1	5.26%	1	11,177	1,278	
Subtotal:	19	1	5.26%	1	11,177	1,278	
County Total:	179	6	3.35%	6	792,261	19,638	

County Violation Analysis

Collected from 7/1/2019 to 6/30/2020

Tipton

Aviation Gasoline							
100LL	1	0	0.00%	0	5,109	0	
Subtotal:	1	0	0.00%	0	5,109	0	
Diesel							
No. 2D S15, Biodiesel <6%	18	4	22.22%	4	49,305	12,521	
Subtotal:	18	4	22.22%	4	49,305	12,521	
Gasoline							
Mid Grade Unleaded	8	0	0.00%	0	29,133	0	
Premium Unleaded	16	1	6.25%	2	26,186	0	
Regular Unleaded	16	0	0.00%	0	85,887	0	
Subtotal:	40	1	2.50%	2	141,206	0	
Kerosene							
No. 1 K	1	0	0.00%	0	318	0	
Subtotal:	1	0	0.00%	0	318	0	
County Total:	60	5	8.33%	6	195,938	12,521	

County Violation Analysis

Collected from 7/1/2019 to 6/30/2020

Trousdale

Diesel							
	No. 2D S15, Biodiesel <6%	5	0	0.00%	0	12,542	0
Subtotal:		5	0	0.00%	0	12,542	0
Gasoline							
	Mid Grade Unleaded	1	0	0.00%	0	2,531	0
	Regular Unleaded	5	0	0.00%	0	24,307	0
Subtotal:		6	0	0.00%	0	26,838	0
County Total:		11	0	0.00%	0	39,380	0

County Violation Analysis

Collected from 7/1/2019 to 6/30/2020

Unicoi

Diesel							
No. 2D S15, Biodiesel <6%	5	0	0.00%	0	16,098	0	
Subtotal:	5	0	0.00%	0	16,098	0	
Gasoline							
Premium Unleaded	3	0	0.00%	0	14,176	0	
Regular Unleaded	6	0	0.00%	0	49,970	0	
Subtotal:	9	0	0.00%	0	64,146	0	
Kerosene							
No. 1 K	1	0	0.00%	0	502	0	
Subtotal:	1	0	0.00%	0	502	0	
County Total:	15	0	0.00%	0	80,746	0	

County Violation Analysis

Collected from 7/1/2019 to 6/30/2020

Union

Diesel							
	No. 2D S15, Biodiesel <6%	13	1	7.69%	1	16,247	0
	Subtotal:	13	1	7.69%	1	16,247	0
Gasoline							
	Mid Grade Unleaded	2	0	0.00%	0	41,579	0
	Premium Unleaded	6	0	0.00%	0	1,726	0
	Regular Unleaded	13	0	0.00%	0	38,150	0
	Subtotal:	21	0	0.00%	0	81,455	0
Kerosene							
	No. 1 K	2	1	50.00%	2	2,418	3,470
	Subtotal:	2	1	50.00%	2	2,418	3,470
	County Total:	36	2	5.56%	3	100,120	3,470

County Violation Analysis

Collected from 7/1/2019 to 6/30/2020

Van Buren

Diesel							
No. 2D S15, Biodiesel <6%	4	1	25.00%	1	6,316	959	
Subtotal:	4	1	25.00%	1	6,316	959	
Gasoline							
Regular Unleaded	6	0	0.00%	0	25,138	0	
Subtotal:	6	0	0.00%	0	25,138	0	
Kerosene							
No. 1 K	1	0	0.00%	0	1,232	0	
Subtotal:	1	0	0.00%	0	1,232	0	
County Total:	11	1	9.09%	1	32,686	959	

County Violation Analysis

Collected from 7/1/2019 to 6/30/2020

Warren

Diesel							
No. 2D S15, Biodiesel <6%	17	1	5.88%	1	27,954	1,236	
Subtotal:	17	1	5.88%	1	27,954	1,236	
Gasoline							
Mid Grade Unleaded	4	1	25.00%	1	10,275	4,719	
Premium Unleaded	10	0	0.00%	0	17,347	0	
Regular Unleaded	28	0	0.00%	0	104,524	0	
Subtotal:	42	1	2.38%	1	132,146	4,719	
Kerosene							
No. 1 K	7	0	0.00%	0	2,626	0	
Subtotal:	7	0	0.00%	0	2,626	0	
County Total:	66	2	3.03%	2	162,726	5,955	

County Violation Analysis

Collected from 7/1/2019 to 6/30/2020

Washington

Diesel							
No. 2D S15, Biodiesel <6%	22	0	0.00%	0	51,281	0	
Subtotal:	22	0	0.00%	0	51,281	0	
Gasoline							
Mid Grade Unleaded	4	0	0.00%	0	6,387	0	
Premium Unleaded	8	0	0.00%	0	28,149	0	
Regular Unleaded	57	1	1.75%	2	371,702	800	
Subtotal:	69	1	1.45%	2	406,238	800	
Kerosene							
No. 1 K	11	0	0.00%	0	12,934	0	
Subtotal:	11	0	0.00%	0	12,934	0	
County Total:	102	1	0.98%	2	470,453	800	

County Violation Analysis

Collected from 7/1/2019 to 6/30/2020

Wayne

Diesel							
No. 2D S15, Biodiesel <6%	3	0	0.00%	0	7,140	0	
Subtotal:	3	0	0.00%	0	7,140	0	
Gasoline							
Mid Grade Unleaded	4	1	25.00%	1	5,073	1,337	
Premium Unleaded	4	0	0.00%	0	4,764	0	
Regular Unleaded	9	0	0.00%	0	29,624	0	
Subtotal:	17	1	5.88%	1	39,461	1,337	
Kerosene							
No. 1 K	1	0	0.00%	0	458	0	
Subtotal:	1	0	0.00%	0	458	0	
County Total:	21	1	4.76%	1	47,059	1,337	

County Violation Analysis

Collected from 7/1/2019 to 6/30/2020

Weakley

Diesel							
No. 2D S15, Biodiesel <6%	14	0	0.00%	0	56,829	0	
Subtotal:	14	0	0.00%	0	56,829	0	
Gasoline							
Mid Grade Unleaded	2	0	0.00%	0	4,874	0	
Premium Unleaded	11	0	0.00%	0	31,567	0	
Regular Unleaded	9	0	0.00%	0	53,811	0	
Subtotal:	22	0	0.00%	0	90,252	0	
Kerosene							
No. 1 K	1	0	0.00%	0	579	0	
Subtotal:	1	0	0.00%	0	579	0	
County Total:	37	0	0.00%	0	147,660	0	

County Violation Analysis

Collected from 7/1/2019 to 6/30/2020

White

Diesel							
No. 2D S15, Biodiesel <6%	10	0	0.00%	0	18,322	0	
Subtotal:	10	0	0.00%	0	18,322	0	
Gasoline							
Mid Grade Unleaded	1	0	0.00%	0	1,046	0	
Premium Unleaded	9	0	0.00%	0	27,104	0	
Regular Unleaded	16	0	0.00%	0	68,383	0	
Subtotal:	26	0	0.00%	0	96,533	0	
Kerosene							
No. 1 K	4	0	0.00%	0	1,570	0	
Subtotal:	4	0	0.00%	0	1,570	0	
County Total:	40	0	0.00%	0	116,425	0	

County Violation Analysis

Collected from 7/1/2019 to 6/30/2020

Williamson

Diesel							
No. 2D S15, Biodiesel <6%	38	1	2.63%	1	136,779	1,043	
No. 2D S15, Biodiesel 6-20%	1	0	0.00%	0	3,172	0	
No. 2D S500, Biodiesel 6-20%	1	0	0.00%	0	6,706	0	
Subtotal:	40	1	2.50%	1	146,657	1,043	
Ethanol Flex Fuel							
E51-83	10	2	20.00%	2	75,981	10,883	
Subtotal:	10	2	20.00%	2	75,981	10,883	
Gasoline							
Mid Grade Unleaded	23	0	0.00%	0	82,540	0	
Premium Unleaded	22	0	0.00%	0	89,941	0	
Regular Unleaded	30	0	0.00%	0	228,929	0	
Subtotal:	75	0	0.00%	0	401,410	0	
Kerosene							
No. 1 K	10	0	0.00%	0	7,011	0	
Subtotal:	10	0	0.00%	0	7,011	0	
County Total:	135	3	2.22%	3	631,059	11,926	

County Violation Analysis

Collected from 7/1/2019 to 6/30/2020

Wilson

Aviation Gasoline

100LL	1	0	0.00%	0	7,200	0
Subtotal:	1	0	0.00%	0	7,200	0

Diesel

No. 2D S15, Biodiesel <6%	32	1	3.13%	1	132,907	3,554
Subtotal:	32	1	3.13%	1	132,907	3,554

Ethanol Flex Fuel

E15	1	1	100.00%	1	7,100	7,100
E51-83	12	2	16.67%	2	52,419	8,763
Subtotal:	13	3	23.08%	3	59,519	15,863

Gasoline

Mid Grade Unleaded	16	1	6.25%	1	79,954	3,141
Premium Unleaded	16	0	0.00%	0	41,698	0
Regular Unleaded	43	1	2.33%	2	246,528	1,232
Subtotal:	75	2	2.67%	3	368,180	4,373

Kerosene

No. 1 K	3	0	0.00%	0	4,577	0
Subtotal:	3	0	0.00%	0	4,577	0

County Total:	124	6	4.84%	7	572,383	23,790
----------------------	------------	----------	--------------	----------	----------------	---------------

Grand Total:	7460	282	3.78%	355	205,668,497	903,759
---------------------	-------------	------------	--------------	------------	--------------------	----------------



KEROSENE AND MOTOR FUEL ENFORCEMENT SUMMARY

7/1/2019 – 6/30/2020

Civil Penalties

Total Penalties Issued:	123
Amount Issued:	\$75,000
Total Collections:	\$68,500

Product Stop Sales

Total Stop Sales:	199
Total Gallons Stop Sold:	468,865

Administrative Hearings

There were no administrative hearings held in FY 2020. All cases were settled without a formal legal hearing.



COST OF CONDUCTING THE KEROSENE AND MOTOR FUEL SAMPLING & INSPECTION PROGRAM

7/1/2019 – 6/30/2020

DESCRIPTION	EXPENDITURES
Total Salaries & Benefits	\$ 991,439.47
Travel	\$ 17,785.01
Communications & Shipping	\$ 1,200.22
Third Party Services - Testing	\$ 998,922.50
Printing & Reproduction	\$ 1,109.78
State Provided Vehicles	\$ 74,862.17
Supplies, IT, Maintenance by Others & Other Operational Costs	\$ 90,324.85
Consumer & Industry Services Division Administration	\$ 218,724.20
Indirect Cost	\$ 310,755.99
Total Costs	\$ 2,705,124.19



State of Tennessee Policy of Non-Discrimination

Pursuant to the State of Tennessee's policy of non-discrimination, the Tennessee Department of Agriculture does not discriminate on the basis of sex, religion, color, national or ethnic origin, age, disability or military service in its policies or in the admission or access to or treatment or employment in its programs, services or activities.

Equal Employment Opportunity / Affirmative Action / ADA inquiries or complaints should be directed to the Tennessee Department of Agriculture, EEO / AA / ADA Coordinator, P.O. Box 40627, Nashville, TN 37204, (615) 837-5115.

