



# Annual Report

January 1, 2023



Davy Crockett, 5th Floor | 500 James Robertson Parkway,  
Nashville, TN 37243



# TABLE OF CONTENTS

|   |    |
|---|----|
| Letter from the Executive Director                      | 3  |
| About the Tennessee Public Charter School<br>Commission | 4  |
| About the Annual Report                                 | 8  |
| District Summary  | 11 |
| Bluff City High School                                  | 14 |
| KIPP Antioch College Prep Elementary                    | 19 |
| KIPP Antioch College Prep Middle                        | 24 |
| Nashville Collegiate Prep                               | 29 |

---

**Contact:**

Beth Figueroa  
Director of Authorizing  
Beth.Figueroa@tn.gov  
615-532-6245



## Letter from the Executive Director

In 2019, the Tennessee General Assembly adopted a law establishing the Tennessee Public Charter School Commission (“Commission”) as an appellate authorizer of charter schools. Since that time, the Commission has worked diligently to develop the policies and practices to be a high-quality authorizer and to expand high-quality public charter school options in Tennessee.

On July 1, 2021, the Commission assumed the public charter school authorizing responsibilities from the State Board of Education. In the Commission’s first year as an authorizer, the agency managed the oversight and monitoring of four charter schools across Tennessee. Bluff City High School in Shelby County is the only high school in the Commission’s portfolio. In Davidson County, KIPP Antioch College Prep Elementary and Middle Schools, along with Nashville Collegiate Prep make up the inaugural group of schools under the Commission. As the Commission continues to offer options to Tennesseans, this report will be made available yearly in January.

The Charter Commission’s primary focus is to provide a high-quality education to students and positive academic outcomes in our authorized schools to all students in Tennessee. This is accomplished by increasing families’ access to high-quality charter schools in our state. Commissioners and staff understand that the approval of a high-quality charter application is the first step to expanding high-quality options for students. Equally important is rigorous oversight, monitoring, and accountability as an authorizer once the school doors are open. We must hold our authorized public charter schools to the highest standard to ensure students receive the education they deserve.

A lot has happened since the Charter Commission first met to organize in February 2020. Diligent work, strategic planning, and a lot of collaboration—much of which is reflected in this report. Our first annual report presents the academic, fiscal, and operational performance for the 2021-22 school year.

I would like to thank Commissioners, staff, and school personnel for their dedication to our priority of ensuring all students have access to high-quality schools across the state of Tennessee. We look forward to celebrating the continued successes of our schools.



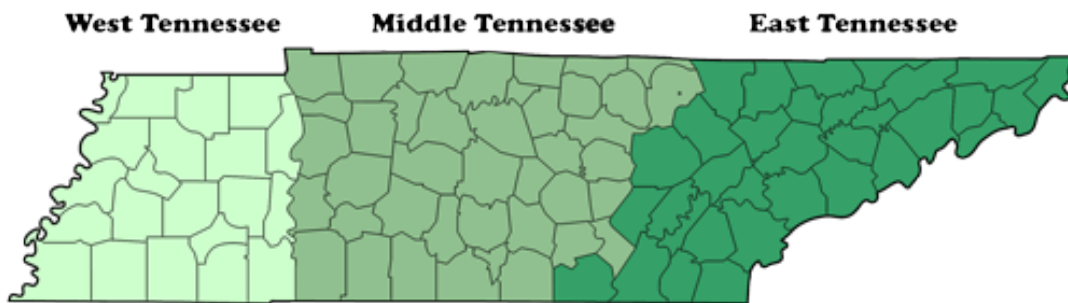
Tess Stovall

Executive Director, Tennessee Public Charter School Commission



## **About the Tennessee Public Charter School Commission**

The Tennessee Public Charter School Commission is composed of 9 members—three from each of Tennessee’s Grand Divisions. Additionally, a majority of Charter Commission members must reside within the geographic boundary of an LEA with at least one charter school in operation. Tess Stovall serves as Executive Director of the Charter Commission. All members are appointed by the Governor and confirmed by the General Assembly. The terms of the initial nine-member appointments include three years for three members, four years for three members, and five years for three members. As the terms for the initial members expire, successors shall be appointed for five-year terms.



- Mr. Terence Patterson – West Grand Division – Five Year Term
- Ms. Chris Richards – West Grand Division – Four Year Term – Vice Chair
- Dr. Derwin Sisnett – West Grand Division – Three Year Term
- Mr. Dave Hanson – Middle Grand Division – Three Year Term
- Ms. Wendy Tucker – Middle Grand Division – Four Year Term
- Ms. Jamie Woodson – Middle Grand Division – Four Year Term
- Mr. Tom Griscom – East Grand Division – Four Year Term – Chair
- Mr. Eddie Smith – East Grand Division – Five Year Term
- Mr. Alan Levine – East Grand Division – Three Year Term
- Tess Stovall – Executive Director, Tennessee Public Charter School Commission



## Appellate Authorizer of Charter Schools

The Tennessee Public Charter School Commission was created by Public Chapter 219 of the 111th General Assembly. The Charter Commission was established to hear new start, revocation, and renewal charter school appeals from across the state and to serve as an authorizer to any charter schools that it authorizes upon appeal. The Charter Commission took over charter school appeal responsibilities from the Tennessee State Board of Education on January 1, 2021. On July 1, 2021, the Commission assumed the authorization responsibilities from the State Board of Education. In the 2021-22 school year, the Charter Commission served as the charter school authorizer and LEA for four authorized charter schools.

Pursuant to Tennessee Code Annotated (“T.C.A.”) § 49-13-108, public charter school sponsors are allowed to appeal the denial of an application by the local board of education to the Commission. In order to overturn the decision of the local board of education, the Commission must find that the application meets or exceeds the metrics outlined in the department of education’s application-scoring rubric and that approval of the amended charter application is in the best interests of the students, the local education agency, or the community. If the local board of education’s decision is overturned, then the Commission can approve the application, and thereby authorize the school. The school will then be evaluated and held accountable to Commission [Policy 3.700 – Charter School Performance Framework](#) unless the LEA and the charter school agree that the charter school will be overseen and monitored by the LEA, pursuant to T.C.A. § 49-13-108(5)(E).

In the 2021-22 school year, the Commission received three (3) new start. one (1) revocation and three (3) amendment appeals. The Commission approved two (2) new start applications and will authorize one (1) school as a result of the outcomes detailed below:

| <b>Name of Proposed School</b>          | <b>Geographic LEA</b>          | <b>Charter Commission Decision</b>                |
|---|--------------------------------|---|
| Nashville Classical II                  | Metro Nashville Public Schools | Approve Application<br>(Authorized by MNPS)       |
| Academy of the Arts Charter High School | Fayette County Public Schools  | Affirm LEA Decision to Deny                       |
| Rutherford Collegiate Prep              | Rutherford County Schools      | Approve Application<br>(Authorized by Commission) |

Additionally, with the passage of Public Chapter 490 of the 112th General Assembly, select Achievement School District charter schools may now be able to apply directly to the Commission for authorization. Schools are deemed eligible by the Tennessee Department of Education based on two pathways outlined in T.C.A. § 49-1-614. During the 2021-22 school year, the Commission received and approved three (3) charter schools to transition from the Achievement School District.

| Name of School             | LEA                         | Charter Commission Decision |
|----------------------------|-----------------------------|-----------------------------|
| Cornerstone Prep Denver    | Achievement School District | Approve Application         |
| Lester Prep                | Achievement School District | Approve Application         |
| Libertas School of Memphis | Achievement School District | Approve Application         |

### The Commission’s Strategic Plan

On January 28, 2022, the Charter Commission adopted the agency’s [Strategic Plan](#). The Strategic Plan was developed using feedback received from Commissioners, staff, and external partners. The Strategic Plan is grounded in the Commission’s Mission and Core Values and will guide our work through 2025.

### Our Mission

The mission of the Charter Commission is to provide **positive academic and life outcomes** for Tennessee’s students through access to **high-quality public charter schools**. The effectiveness of these schools will be ensured through approval and support using **rigorous oversight, transparency, and accountability**.

### Our Core Values



**Students First:** In all decisions, our focus is the impact on students. We commit to supporting equitable practices that lead to student success.



**Autonomy and Accountability:** Autonomy is essential for charter schools to drive innovative approaches to positive student outcomes. In exchange for this autonomy, a high-level of accountability for outcomes is essential.



**Transparency:** We operate openly and communicate honestly in all parts of our work.



**Community:** We honor our connections with and our responsibility to each school’s local community. We will be responsive to the local community to address their needs. To foster and expand these connections, we promote, value, and celebrate diverse perspectives.



---

**Excellence:** Excellence drives us in all aspects of our work. Our schools' academic, operational, and financial performance are the cornerstone of our success.

## Our Strategic Priorities

The Charter Commission's strategic priorities serve as a roadmap and will guide our work over the next three years. By 2025, the Commission will achieve the following outcomes:

**Strategic Priority 1: High Quality Charter Schools.** Authorize high-quality and high-performing charter schools that improve outcomes for all Tennessee Students

**Strategic Priority 2: Strong Operational Effectiveness.** Achieve student success providing effective operational support in addition to rigorous oversight and guidance.

**Strategic Priority 3: Community and Stakeholder Engagement.** Build and cultivate strong relationships with communities, operators, and schools.

**Strategic Priority 4: Agency Oversight.** Maintain excellence in functions as a state agency by ensuring prudent fiscal management, transparent operations, and strong engagement with the administration and Tennessee General Assembly.

## Quality Authorizing

With regard to its authorizing functions, the Commission is committed to carrying out its mission by upholding [Policy 6.111 Quality Charter Authorizing Standards](#) as approved by the Tennessee State Board of Education.



## About the Annual Report

Each year, the Commission evaluates each authorized charter school and makes the results of the evaluation accessible to the public. The annual authorizer report shares general information about each school and summarizes the results of each school's academic, financial, and organizational performance based on Commission [Policy 3.700 – Charter School Performance Framework](#).

For each measure in this report, the school receives one of the ratings described below.

| RATING                   | DESCRIPTION   |
|--------------------------|---|
| Exceeds Standard         | The school is exceeding expectations and showing exemplary performance. This rating only applies to academic performance.   |
| Meets Standard           | The school is performing well and meeting expectations for performance.   |
| Does Not Meet Standard   | The school has failed to meet minimum expectations for performance.   |
| Falls Far Below Standard | The school falls far below the stated expectations and/or significant concern(s) are noted. The failures are material and significant to the viability to the school. |

The Commission is committed to providing high-quality education for public school students in Tennessee. The purpose of the Annual Report is to:

1. Provide timeline information to the charter school on its performance relative to the standards and expectations established by federal and state law, Commission rules, and the charter agreement;
2. Identify the school's strengths and any areas needing improvement; and
3. Provide information that enables the community and the public to understand the school's performance, including its fulfillment of public obligations.

### Academic Performance

This section provides an overview of the academic school's performance in the 2021-22 school year based on a variety of academic measures the school is accountable for achieving, as established by applicable federal and state law and the charter agreement.

The academic performance framework is made up of two key areas, student achievement (60%) and Comparative Performance.

On August 24, 2022, Tennessee Department of Education Commissioner Schwinn issued a letter pausing the administration of letter grades for the 2021-2022 school year. Given that the academic performance section of the framework aligned directly with letter grades for all schools that had more than one of year of state

assessment data, Commission staff moved to evaluate all schools based the Year 1 indicators and thresholds within the framework as a contingency plan. These indicators and thresholds are outlined below:

| Measure     | Sub-Category                                   | Description  | Grade Level  | Falls Far Below Standard | Does Not Meet Standard | Meets Standard | Exceeds Standard | Total Weight  |     |
|-------------|--|--|--|--------------------------|------------------------|----------------|------------------|---------------|-----|
|             |  | Points Total   |  | 1                        | 2                      | 3              | 4                |               |     |
| 1b – Year 1 | Absolute Achievement                           | Absolute performance in ELA, as measured by Tennessee State Assessments - Percent of students scoring On Track/Mastered            | HS   | Less than 20%            | 20%-29.9%              | 30%-50%        | Greater than 50% | 11.25%        |     |
|             |  |  | 3-8  | Less than 20%            | 20%-29.9%              | 30%-50%        | Greater than 50% |               |     |
|             |  | Absolute performance in math, as measured by Tennessee State Assessments - Percent of students scoring On Track/Mastered           | HS   | Less than 10%            | 10%-19.9%              | 20%-40%        | Greater than 40% | 11.25%        |     |
|             |  |  | 3-8  | Less than 20%            | 20%-29.9%              | 30%-50%        | Greater than 50% |               |     |
|             |  | Absolute performance in science, as measured by Tennessee State Assessments - Percent of students scoring On Track/Mastered        | HS   | Less than 20%            | 20%-29.9%              | 30%-50%        | Greater than 50% | 11.25%        |     |
|             |  |  | 3-8  | Less than 20%            | 20%-29.9%              | 30%-50%        | Greater than 50% |               |     |
|             |  | Absolute performance in social studies, as measured by Tennessee State Assessments - Percent of students scoring On Track/Mastered | HS   | Less than 20%            | 20%-29.9%              | 30%-50%        | Greater than 50% | 11.25%        |     |
|             |  |  | 3-8  | Less than 20%            | 20%-29.9%              | 30%-50%        | Greater than 50% |               |     |
|             |  | Growth   | TVAAS overall composite index for one-year trend.                          | All                      | Level 1                | Level 2        | Level 3 or 4     | Level 5       | 35% |
|             |  | Chronic Absenteeism  | The percent of students missing 10 percent or more of enrolled school days | HS                       | Greater than 25%       | 20.1-25%       | 15%-20%          | Less than 15% | 10% |
|             | K-8  |  |  | Greater than 20%         | 15.1%-20%              | 10%-15%        | Less than 10%    |               |     |
|             | English Language Proficiency Assessment (ELPA) | Percent of students meeting or exceeding the growth standard based on prior English proficiency                                    | HS   | Less than 40%            | Less than 50%          | Less than 60%  | At least 60%     | 10%           |     |
|             |  |  | K-8  | Less than 40%            | Less than 50%          | Less than 60%  | At least 60%     |               |     |

However, there are two important caveats for the 2021-22 annual report:

- For the 2021-2022 school year, the Tennessee Department of Education announced that schools and districts would not be held accountable for assessments in science and social studies. Standards-setting

for assessments in both subjects were completed in school year 2021-22, and the department anticipates that both science and social studies will be included in 2022-23 accountability. In alignment to the Tennessee Department of Education, the Commission is not holding schools accountable for these subjects and has removed them from the annual report.

- As a result of the Commission School Performance Framework redesign for the 2022-23 school year and COVID-19 pandemic related impacts on schools, Commission staff chose to omit the previous school culture thresholds within the framework for the 2021-22 school year. Beginning in the 2023-24 school year, these indicators will be featured in the Organizational Performance section of the framework.

### **Financial Performance**

In addition to academic performance, another important indicator of short-term and long-term success of charter schools is the financial performance. The financial performance framework is comprised of ratings based on a school's near term and sustainability indicators.

### **Organizational Performance**

Charter schools are required to meet certain regulatory requirements and responsibilities as established by applicable state and federal law and their charter agreements. Deficiencies or weaknesses in organizational performance may be an indicator of the overall health of the charter school. This section reports the school's overall organizational performance in the 2021-22 school year based on fulfilling legal requirements and fiduciary/public stewardship responsibilities, and other measures relevant to organizational health and performance.

### **School Information and Demographics**

The Commission utilized the Tennessee Department of Education's [Report Card](#) for reporting student enrollment data, percent of race/ethnicity, and student subgroup data.



# Tennessee Public Charter School Commission

## FY 2021-22 Snapshot



The Tennessee Public Charter School Commission is composed of 9 members—three from each of Tennessee’s Grand Divisions. The Commission was established to hear new start, revocation, and renewal charter school appeals from across the state and to serve as an authorizer to any charter schools that it authorizes upon appeal.

# 1,775+



Students  
served

# 2019

COMMISSION CREATED



# 4

Authorized  
Schools

# SEVEN

Appeals Heard\*



## District Data Highlights



District Designation:  
**Advancing**



Best for All  
District



Students with Disabilities  
**10%**



Overall District TVAAS  
**5**



## The Charter Commission’s Portfolio

In school year 2021-22, the Commission authorized the four charter schools assumed from the State Board: one in Memphis and three in Nashville.

| School                               | Year Opened | Geographic LEA  | Enrollment | Grades Served |
|--------------------------------------|-------------|-----------------|------------|---------------|
| Bluff City High School               | 2017        | Memphis-Shelby  | 500        | 9-12          |
| KIPP Antioch College Prep Elementary | 2018        | Metro Nashville | 559        | K-3           |
| KIPP Antioch College Prep Middle     | 2019        | Metro Nashville | 398        | 5-7           |
| Nashville Collegiate Prep            | 2021        | Metro Nashville | 318        | K-5           |

## 2021-22 Overall School Performance

The detailed performance of each Commission authorized school is highlighted in the subsequent portion of this report. The chart below summarizes the overall results of our schools’ academic, financial, and organizational performance based on [Policy 3.700 – Charter School Performance Framework](#) in a summarized manner. In accordance with [Policy 3.400 – Charter School Intervention](#), the Commission will evaluate a school’s performance on the framework for possible intervention actions, if necessary. Where intervention is needed, the Commission engages in intervention strategies that preserve charter school autonomy and responsibility by identifying what the charter school must remedy without prescribing solutions.

| School                               | Academic Performance | Financial Performance* | Organizational Performance |
|--------------------------------------|----------------------|------------------------|----------------------------|
| Bluff City High School               | Falls Far Below      | Does Not Meet          | Meets Standard             |
| KIPP Antioch College Prep Elementary | Meets Standard       | Meets Standard         | Meets Standard             |
| KIPP Antioch College Prep Middle     | Meets Standard       | Meets Standard         | Meets Standard             |
| Nashville Collegiate Prep            | Does Not Meet        | Meets Standard         | Meets Standard             |

\*Audits are due to the Tennessee Comptroller of the Treasury on or before December 31, 2022. At the time this report was produced, the Commission had not yet received the 2021-22 audit reports. The Commission’s annual report will be updated to reflect each school’s financial performance upon receipt of the annual audit.

## Future Growth

In addition to the four schools authorized during the 2021-22 school year, the Commission’s portfolio increased to nine authorized schools in the 2022-23 school year. Three additional schools are planned to open in 2023-24 and two in 2024-25. The schools in the chart below represent over 8,900+ quality charter school seats available to students throughout Memphis-Shelby County Schools, Metro Nashville Public Schools, and Rutherford County Schools.

| School   | Year Opened | Pathway     | Authorized to Serve |
|--|-------------|-------------|---------------------|
| <b>Geographic District: Memphis-Shelby County Schools</b>  |             |             |                     |
| Bluff City High School                                     | 2017        | State Board | 9-12                |
| Libertas School of Memphis                                 | 2015        | ASD         | K-5                 |
| Cornerstone Prep School                                    | 2022        | State Board | K-5                 |
| Cornerstone Prep Denver                                    | 2015        | ASD         | K-5                 |
| Lester Prep  | 2014        | ASD         | 6-8                 |
| <b>Geographic District: Metro Nashville Public Schools</b> |             |             |                     |
| KIPP Antioch College Prep Elementary                       | 2018        | State Board | K-4                 |
| KIPP Antioch College Prep Middle                           | 2019        | State Board | 5-7                 |
| KIPP Antioch College Prep High School                      | 2023        | State Board | 9-12                |
| Rocketship Dream Community Prep                            | 2022        | State Board | K-4                 |
| KIPP Southeast Nashville College Prep Elementary           | 2024        | Appeal      | K-4                 |
| KIPP Southeast Nashville College Prep Middle               | 2024        | Appeal      | 5-8                 |
| Nashville Collegiate Prep                                  | 2021        | State Board | K-5                 |
| Tennessee Nature Academy                                   | 2023        | Appeal      | 5-12                |
| <b>Geographic District: Rutherford County Schools</b>      |             |             |                     |
| Rutherford Collegiate Prep                                 | 2023        | Appeal      | K-8                 |





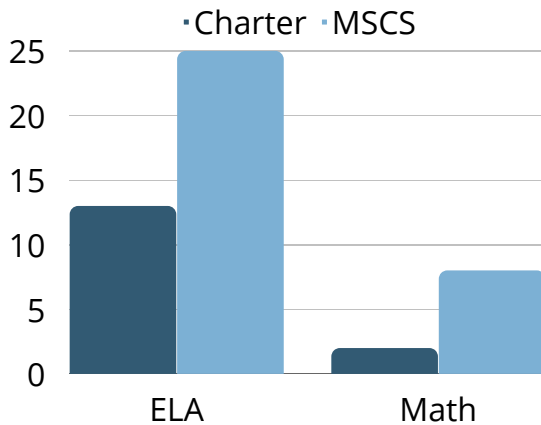
# BLUFF CITY HIGH SCHOOL

## MISSION

The mission of Bluff City High School is to help transform public education so that all students graduate prepared for college, leadership, and life.

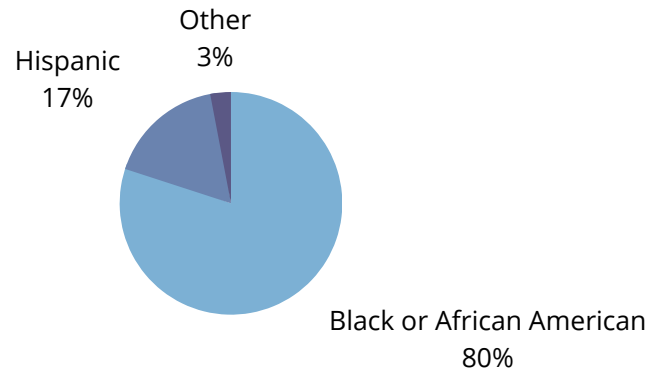
## PROFICIENCY

### School Performance Compared to Resident District



## DEMOGRAPHICS

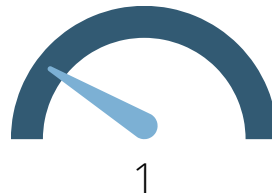
### Student Information



## ENROLLMENT

**500** Students Enrolled

## TVAAS



## GRADES

**9-12** Grades Served

## School Performance

| Measure                    | Rating          |
|----------------------------|-----------------|
| Academic Performance       | Falls Far Below |
| Financial Performance      | Does Not Meet   |
| Organizational Performance | Meets Standards |



## Bluff City High School

| General Information             |  |                               |
|---------------------------------|--|-------------------------------|
| <b>School Name</b>              | Bluff City High School   |                               |
| <b>Governing Board</b>          | Green Dot Public Schools Tennessee   |                               |
| <b>Contracted Services</b>      | N/A  |                               |
| <b>Address</b>                  | 4100 Ross Road, Memphis, TN 38115  |                               |
| <b>Phone</b>                    | (901) 881-7375   |                               |
| <b>Website</b>                  | <a href="https://tn.greendot.org/bchs/">https://tn.greendot.org/bchs/</a>              |                               |
| <b>School Leader</b>            | Chad Everett, <a href="mailto:chad.everett@greendot.org">chad.everett@greendot.org</a> |                               |
| <b>Model</b>                    | College Preparatory  |                               |
| <b>Operating Status</b>         | Open and operating   |                               |
| <b>Year Opened</b>              | 2017   |                               |
| <b>Grades Served in 2021-22</b> | 9-12   |                               |
| <b>Enrollment in 2021-22</b>    | 500 students   |                               |
| <b>Approved Waivers</b>         | View <a href="#">here</a>  |                               |
| Other Information               |  |                               |
| Population                      | School   | Memphis-Shelby County Schools |
| Black/Hispanic/Native American  | >95%   | 93%                           |
| Economically Disadvantaged      | 50%  | 57%                           |
| Students with Disabilities      | 12%  | 10%                           |
| English Learners                | 12%  | 13%                           |



Green Dot Public schools

## A Message from Bluff City High School

Bluff City High School is an intimately sized charter school serving families in the Hickory Hill community of Memphis. Bluff City is relentlessly committed to the Belief that every student can experience academic and social-emotional success when they are provided with the necessary support and resources. Due to such, we continue to focus on providing students with rigorous instruction and behavioral support that prepares them for college, leadership, and life.

In addition to the work of classroom teachers and administrative team, we are pleased to provide students and families with support via our Student Support Specialist and Social Workers. Our Student Support Specialist focuses their time on building strong relationships with families to help identify and overcome barriers to students being present daily. Our School Social Workers support the social-emotional needs of students through individual and group counseling. They also serve as liaisons between families and community partners to ensure all students receive wrap-around support. This has led to an increase in our Average Daily Attendance and a reduction in overall discipline concerns.

We are excited to see the continued improvement from transitioning our bell schedule to a modified block schedule, increasing capacity in our ninth through eleventh grade English and math classes. This has provided Bluff City with the opportunity to add new teachers, which has led to smaller class sizes. Additionally, this gives teachers the benefit of a partner to plan with and analyze data. Teachers also meet regularly with their peers from across the Green Dot Public Schools Tennessee Network to analyze trends and co-plan.

We are excited about the opportunity this year brings and the bright future ahead.

With Pack Pride,

Chad Everett  
Principal

**COLLEGE.  
LEADERSHIP.  
LIFE.**

**I. Academic Performance**

**Falls Far Below**

The academic performance for Bluff City High School in 2021-22 based on the Commission’s School Performance Framework is as follows:

| INDICATORS AND MEASURES   | SCHOOL PERFORMANCE                         | RATING          |
|---|--|-----------------|
| <b>STUDENT ACHIEVEMENT</b>  |  |                 |
| Absolute performance in ELA   | 13% scoring on-track/mastered              | Falls Far Below |
| Absolute performance in math  | Data Suppressed                            | Falls Far Below |
| Growth  | TVAAS Level 1 Composite                    | Falls Far Below |
| Chronic Absenteeism   | 62% chronically absent                     | Falls Far Below |
| English Language Proficiency Assessment   | 44.8% meeting or exceeding growth standard | Does Not Meet   |
| <b>COMPARATIVE PERFORMANCE</b>  |  |                 |
| School comparative performance to Memphis Shelby County Schools (“MSCS”) in ELA | MSCS 25.0% in grades 9-10                  | Does Not Meet   |
| School comparative performance to MSCS in math                                  | MSCS 8% in grades 9-10                     | Does Not Meet   |

**Probationary Status and Corrective Action Plan**

In accordance with Commission [Policy 3.400 – Charter School Intervention](#), Bluff City High School was placed on probationary status for “Continued failure to meet performance targets (state accountability, charter contract, or performance frameworks)” in July 2022, and the status is in effect for the 2022-23 school year. This probationary status may continue in subsequent years if adequate progress toward improvement objectives is not made. Commission staff is conducting bi-monthly check-ins with the Executive Director of Green Dot and the school leadership team to monitor progress through the plan of correction.

**II. Financial Performance**

**Does Not Meet**

The financial performance for Bluff City High School in 2021-22 is as follows:

| INDICATORS AND MEASURES           | RATING          |
|-----------------------------------|-----------------|
| <b>NEAR TERM FINANCIAL HEALTH</b> |                 |
| Current Ratio                     | Meets Standard  |
| Unrestricted Days Cash            | Does Not Meet   |
| Enrollment Variance               | Falls Far Below |
| Debt Default                      | Falls Far Below |
| <b>FINANCIAL SUSTAINABILITY</b>   |                 |

| INDICATORS AND MEASURES     | RATING         |
|-----------------------------|----------------|
| Total Margin                | Meets Standard |
| Debt to Asset Ratio         | Meets Standard |
| Cash Flow                   | Does Not Meet  |
| Debt Service Coverage Ratio | Meets Standard |

III. **Organizational Performance**

**MEETS STANDARD**

The organizational performance for Bluff City High School in 2021-22 is as follows:

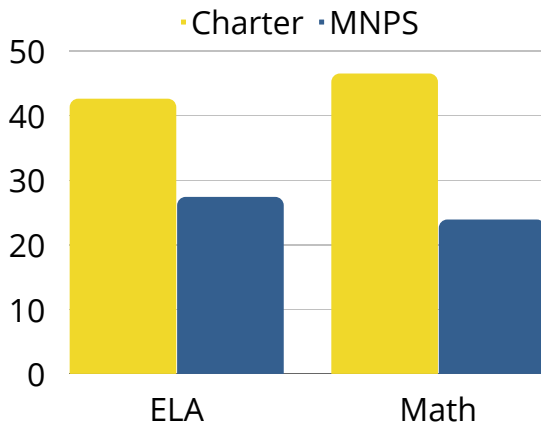
| INDICATORS AND MEASURES                             | RATING         |
|---|----------------|
| <b>EDUCATION PROGRAM COMPLIANCE</b>                 |                |
| Charter Terms                                       | Does Not Meet  |
| Compliance with Education Requirements              | Meets Standard |
| Students with Disabilities Rights                   | Meets Standard |
| English Language Learner Rights                     | Meets Standard |
| <b>FINANCIAL MANAGEMENT AND OVERSIGHT</b>           |                |
| Financial Reporting and Compliance Reporting        | Meets Standard |
| Generally Accepted Accounting Principles            | Meets Standard |
| <b>GOVERNANCE AND REPORTING</b>                     |                |
| Governance Requirements                             | Meets Standard |
| Reporting Requirements                              | Does Not Meet  |
| <b>STUDENT AND EMPLOYEE RIGHTS AND REQUIREMENTS</b> |                |
| Rights of Students                                  | Meets Standard |
| Attendance  | Does Not Meet  |
| Credentialing                                       | Meets Standard |
| Employment Rights                                   | Meets Standard |
| Background Checks                                   | Meets Standard |
| <b>SCHOOL ENVIRONMENT</b>                           |                |
| Facilities and Transportation                       | Meets Standard |
| Health and Safety                                   | Meets Standard |
| Information Handling                                | Meets Standard |
| <b>ADDITIONAL OBLIGATIONS</b>                       |                |
| All Other Obligations                               | Meets Standard |

### MISSION

Together with families and communities, we create joyful, academically excellent schools that prepare students with the skills and confidence to pursue the paths they choose – college, career, and beyond – so they can lead fulfilling lives and build a more just world.

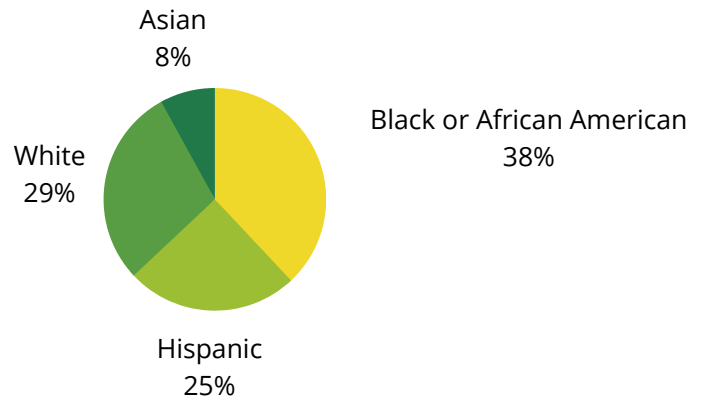
### PROFICIENCY

**School Performance Compared to Resident District**



### DEMOGRAPHICS

**Student Information**



### ENROLLMENT

**559** Students Enrolled

### TVAAS

**N/A**

### GRADES

**K-3** Grades Served

## School Performance

| Measure                    | Rating          |
|----------------------------|-----------------|
| Academic Performance       | Meets Standards |
| Financial Performance      | Meets Standards |
| Organizational Performance | Meets Standards |





ANTIOCH COLLEGE PREP  
ELEMENTARY SCHOOL

# KIPP Antioch College Prep Elementary

| General Information             |   |                                |
|---------------------------------|---|--------------------------------|
| <b>School Name</b>              | KIPP Antioch College Prep Elementary  |                                |
| <b>Governing Board</b>          | KIPP Nashville  |                                |
| <b>Contracted Services</b>      | N/A   |                                |
| <b>Address</b>                  | 3655 Murfreesboro Pike, Antioch, TN 37013   |                                |
| <b>Phone</b>                    | (615) 226-4484, option 7  |                                |
| <b>Website</b>                  | <a href="https://kippnashville.org/schools/kipp-antioch-college-prep-elementary/">https://kippnashville.org/schools/kipp-antioch-college-prep-elementary/</a> |                                |
| <b>School Leader</b>            | Brittnee Kennedy, <a href="mailto:bkennedy@kippnashville.org">bkennedy@kippnashville.org</a>  |                                |
| <b>Model</b>                    | College Preparatory (College, Career, and Beyond)   |                                |
| <b>Operating Status</b>         | Open and operating  |                                |
| <b>Year Opened</b>              | 2018  |                                |
| <b>Grades Served in 2021-22</b> | K-3 (expanding to K-4)  |                                |
| <b>Enrollment in 2021-22</b>    | 559 students  |                                |
| <b>Approved Waivers</b>         | View <a href="#">here</a>   |                                |
| Other Information               |   |                                |
| Population                      | School  | Metro Nashville Public Schools |
| Black/Hispanic/Native American  | 63%   | 71%                            |
| Economically Disadvantaged      | 31%   | 35%                            |
| Students with Disabilities      | 10%   | 12%                            |
| English Learners                | 32%   | 27%                            |



ANTIOCH COLLEGE PREP  
ELEMENTARY SCHOOL

A Message from KIPP Antioch College Prep Elementary:

KIPP Antioch College Prep Elementary School is a high performing Charter school in the Antioch Community currently serving Kindergarten – 4<sup>th</sup> grade. We have proven to be one of the highest performing schools in Antioch, TN, recognized as being in the top 25% in the state of Tennessee.

As our school has grown over the past 4 years, we have thrived in serving our diverse student population with a model focused on Social and Emotional development. This is evident in our SEL practices taught in character classes and in the intentional student support structures, including 2 school counselors, Dean of Students and a Behavior Support Specialist.

We prioritize foundational literacy, devoting over 100 minutes to literacy in K-2<sup>nd</sup> grade. All staff are engaging in Language Essentials for Teachers of Reading and Spelling Professional Development, rooted in Literacy best practices. With these intentional investments, over 75% of students at KACPE have reached on grade level reading proficiency and over 40% of our 3<sup>rd</sup> graders have achieved proficiency on state testing in ELA, math and science.

Our staffing model prioritizes teacher growth and student supports with Kindergarten and 1<sup>st</sup> grade classes at a 15:1 ratio and students receiving targeted instruction from departmentalized teachers focused on becoming content experts. The creation of mid-level leader roles in SY 22-23, gives teachers a clear trajectory into school leadership while also increasing the support for both students and teacher development.

We are excited to share our successes in our annual report, and we look forward to seeing the KIPP Antioch mission and vision come alive as we continue to prepare our students with the skills and confidence to pursue the paths they choose.

With Courage and Optimism,

Brittnee Kennedy  
Principal  
KIPP Antioch College Prep Elementary

**I. Academic Performance**

**MEETS STANDARD**

The academic performance for KIPP Antioch College Prep Elementary in 2021-22 based on the Commission’s School Performance Framework is as follows:

| INDICATORS AND MEASURES  | SCHOOL PERFORMANCE                         | RATING           |
|--|--|------------------|
| <b>STUDENT ACHIEVEMENT</b>   |  |                  |
| Absolute performance in ELA  | 42.6% scoring on-track/mastered            | Meets Standard   |
| Absolute performance in math   | 46.5% scoring on-track/mastered            | Meets Standard   |
| Growth   | N/A  | N/A*             |
| Chronic Absenteeism  | 7.5% chronically absent                    | Meets Standard   |
| English Language Proficiency Assessment  | 67.4% meeting or exceeding growth standard | Exceeds Standard |
| <b>COMPARATIVE PERFORMANCE</b>   |  |                  |
| School comparative performance to Metro Nashville Public Schools (“MNPS”) in ELA | MNPS 27.4% in grade 3                      | Exceeds Standard |
| School comparative performance to MNPS in math                                   | MNPS 23.9% in grade 3                      | Exceeds Standard |

\*KIPP Antioch Collegiate Prep Elementary scaled their opening by grade level. School year 2021-22 was the first year that they had a cohort of students who took the TNReady assessment; therefore, they did not generate a TVAAS score.

**II. Financial Performance**

**Meets Standard**

The financial performance for KIPP Antioch College Prep Elementary in 2021-22 is as follows:

| INDICATORS AND MEASURES           | RATING         |
|-----------------------------------|----------------|
| <b>NEAR TERM FINANCIAL HEALTH</b> |                |
| Current Ratio                     | Meets Standard |
| Unrestricted Days Cash            | Meets Standard |
| Enrollment Variance               | Meets Standard |
| Debt Default                      | Meets Standard |
| <b>FINANCIAL SUSTAINABILITY</b>   |                |
| Total Margin                      | Meets Standard |
| Debt to Asset Ratio               | Meets Standard |
| Cash Flow                         | Does Not Meet  |
| Debt Service Coverage Ratio       | Meets Standard |

III. **Organizational Performance**

**MEETS STANDARD**

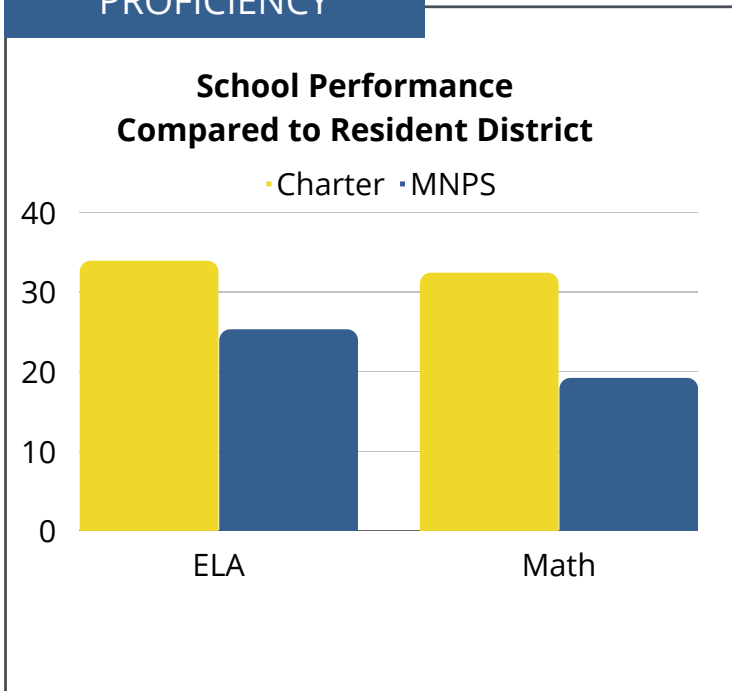
The organizational performance for KIPP Antioch College Prep Elementary in 2021-22 is as follows:

| INDICATORS AND MEASURES                             | RATING         |
|---|----------------|
| <b>EDUCATION PROGRAM COMPLIANCE</b>                 |                |
| Charter Terms                                       | Meets Standard |
| Compliance with Education Requirements              | Meets Standard |
| Students with Disabilities Rights                   | Meets Standard |
| English Language Learner Rights                     | Meets Standard |
| <b>FINANCIAL MANAGEMENT AND OVERSIGHT</b>           |                |
| Financial Reporting and Compliance Reporting        | Meets Standard |
| Generally Accepted Accounting Principles            | Meets Standard |
| <b>GOVERNANCE AND REPORTING</b>                     |                |
| Governance Requirements                             | Meets Standard |
| Reporting Requirements                              | Meets Standard |
| <b>STUDENT AND EMPLOYEE RIGHTS AND REQUIREMENTS</b> |                |
| Rights of Students                                  | Meets Standard |
| Attendance  | Meets Standard |
| Credentialing                                       | Does Not Meet  |
| Employment Rights                                   | Meets Standard |
| Background Checks                                   | Meets Standard |
| <b>SCHOOL ENVIRONMENT</b>                           |                |
| Facilities and Transportation                       | Meets Standard |
| Health and Safety                                   | Meets Standard |
| Information Handling                                | Meets Standard |
| <b>ADDITIONAL OBLIGATIONS</b>                       |                |
| All Other Obligations                               | Meets Standard |

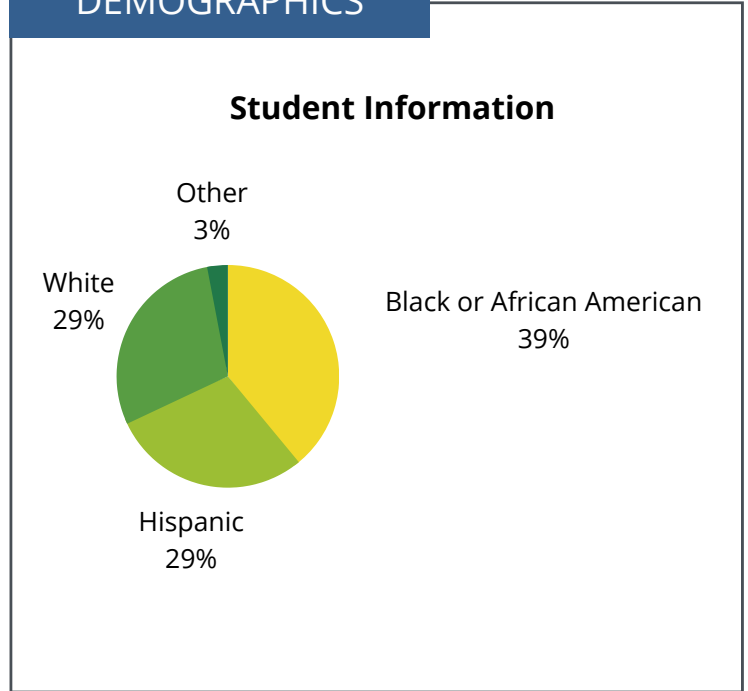
### MISSION

Together with families and communities, we create joyful, academically excellent schools that prepare students with the skills and confidence to pursue the paths they choose – college, career, and beyond – so they can lead fulfilling lives and build a more just world.

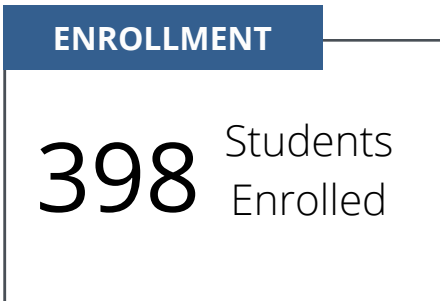
### PROFICIENCY



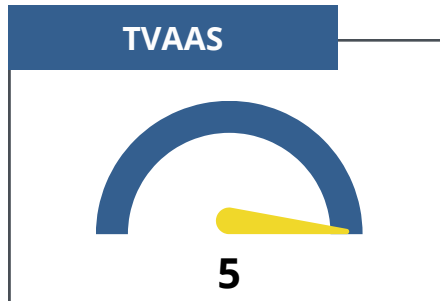
### DEMOGRAPHICS



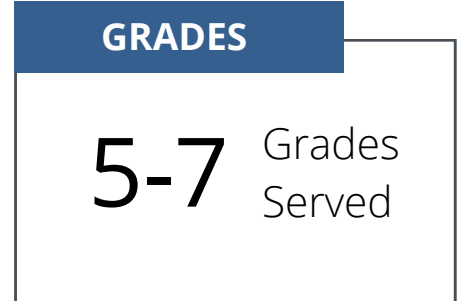
### ENROLLMENT



### TVAAS



### GRADES



## School Performance

| Measure                    | Rating          |
|----------------------------|-----------------|
| Academic Performance       | Meets Standards |
| Financial Performance      | Meets Standards |
| Organizational Performance | Meets Standards |



ANTIOCH COLLEGE PREP  
MIDDLE SCHOOL

## KIPP Antioch College Prep Middle

| General Information             |   |                                |
|---------------------------------|---|--------------------------------|
| <b>School Name</b>              | KIPP Antioch College Prep Middle  |                                |
| <b>Governing Board</b>          | KIPP Nashville  |                                |
| <b>Contracted Services</b>      | N/A   |                                |
| <b>Address</b>                  | 3655 Murfreesboro Pike, Antioch, TN 37013   |                                |
| <b>Phone</b>                    | (615) 226-4484, option 7  |                                |
| <b>Website</b>                  | <a href="https://kippnashville.org/schools/kipp-antioch-college-prep-middle/">https://kippnashville.org/schools/kipp-antioch-college-prep-middle/</a> |                                |
| <b>School Leader</b>            | Denon Carr, <a href="mailto:dcarr@kippnashville.org">dcarr@kippnashville.org</a>  |                                |
| <b>Model</b>                    | College Preparatory (College, Career, and Beyond)   |                                |
| <b>Operating Status</b>         | Open and operating  |                                |
| <b>Year Opened</b>              | 2019  |                                |
| <b>Grades Served in 2021-22</b> | 5-7 (expanding to 5-8)  |                                |
| <b>Enrollment in 2021-22</b>    | 398 students  |                                |
| <b>Approved Waivers</b>         | View <a href="#">here</a>   |                                |
| Other Information               |   |                                |
| Population                      | School  | Metro Nashville Public Schools |
| Black/Hispanic/Native American  | 68%   | 71%                            |
| Economically Disadvantaged      | 31%   | 35%                            |
| Students with Disabilities      | 11%   | 12%                            |
| English Learners                | 38%   | 27%                            |





ANTIOCH COLLEGE PREP  
MIDDLE SCHOOL

## A Message from KIPP Antioch College Prep Middle School

KIPP Antioch College Prep Middle School is a high performing charter school in Antioch, Tennessee. We are creating a joyful, academically excellent school community that prepares students with the skills and confidence to pursue the paths they choose – college, career, and beyond – so they can lead fulfilling lives and build a more just world. We are excited that you have chosen to join us as we work every day to ensure all our KIPPsters are climbing the mountain towards a future of their own design.

By choosing KIPP Antioch College Prep Middle, you have demonstrated your willingness to work hard every day to fulfill your goals and have the choice-filled life that you deserve. The road will be challenging, but you are choosing to join a school where you will be supported along the way. Because of our demonstrated high levels of performance and/or growth across all indicators, KIPP Antioch College Prep Middle School was named a 2021-22 Rewards School.

With a holistic educational experience that is focused on individualized learning, rigorous academics, and opportunities for students to develop their authentic selves, we have expanded with over ten extra-curricular offerings that include School Choir, Volleyball, and Boys Soccer to name a few. Additionally, our holistic approach is met with two full-time school counselors to service and support students' social-emotional needs. Because of our academic rigor and culture, over 95% of our students are in attendance each day.

I am honored to partner with you as we embark on this exciting and important journey to prepare for the future.

With Gratitude,

*Denon Carr*

Principal  
KIPP Antioch College Prep Middle School

**I. Academic Performance**
**MEETS STANDARD**

The academic performance for KIPP Antioch College Prep Middle in 2021-22 based on the Commission’s School Performance Framework is as follows:

| INDICATORS AND MEASURES  | SCHOOL PERFORMANCE                       | RATING           |
|--|--|------------------|
| <b>STUDENT ACHIEVEMENT</b>   |  |                  |
| Absolute performance in ELA  | 33.9% scoring on-track/mastered          | Meets Standard   |
| Absolute performance in math   | 32.4% scoring on-track/mastered          | Meets Standard   |
| Growth   | TVAAS Level 5 Composite                  | Exceeds Standard |
| Chronic Absenteeism  | 10.997% chronically absent               | Meets Standard   |
| English Language Proficiency Assessment  | 40% meeting or exceeding growth standard | Does Not Meet    |
| <b>COMPARATIVE PERFORMANCE</b>   |  |                  |
| School comparative performance to Metro Nashville Public Schools (“MNPS”) in ELA | MNPS 25.3% in grades 5-7                 | Exceeds Standard |
| School comparative performance to MNPS in math                                   | MNPS 19.2% in grades 5-7                 | Exceeds Standard |

**II. Financial Performance**
**Meets Standard**

The financial performance for KIPP Antioch College Prep Middle in 2021-22 is as follows:

| INDICATORS AND MEASURES           | RATING         |
|-----------------------------------|----------------|
| <b>NEAR TERM FINANCIAL HEALTH</b> |                |
| Current Ratio                     | Meets Standard |
| Unrestricted Days Cash            | Meets Standard |
| Enrollment Variance               | Meets Standard |
| Debt Default                      | Meets Standard |
| <b>FINANCIAL SUSTAINABILITY</b>   |                |
| Total Margin                      | Meets Standard |
| Debt to Asset Ratio               | Meets Standard |
| Cash Flow                         | Does Not Meet  |
| Debt Service Coverage Ratio       | Meets Standard |

III. **Organizational Performance**

**MEETS STANDARD**

The organizational performance for KIPP Antioch College Prep Middle in 2021-22 is as follows:

| INDICATORS AND MEASURES                             | RATING         |
|---|----------------|
| <b>EDUCATION PROGRAM COMPLIANCE</b>                 |                |
| Charter Terms                                       | Meets Standard |
| Compliance with Education Requirements              | Meets Standard |
| Students with Disabilities Rights                   | Meets Standard |
| English Language Learner Rights                     | Meets Standard |
| <b>FINANCIAL MANAGEMENT AND OVERSIGHT</b>           |                |
| Financial Reporting and Compliance Reporting        | Meets Standard |
| Generally Accepted Accounting Principles            | Meets Standard |
| <b>GOVERNANCE AND REPORTING</b>                     |                |
| Governance Requirements                             | Meets Standard |
| Reporting Requirements                              | Meets Standard |
| <b>STUDENT AND EMPLOYEE RIGHTS AND REQUIREMENTS</b> |                |
| Rights of Students                                  | Meets Standard |
| Attendance  | Meets Standard |
| Credentialing                                       | Does Not Meet  |
| Employment Rights                                   | Meets Standard |
| Background Checks                                   | Meets Standard |
| <b>SCHOOL ENVIRONMENT</b>                           |                |
| Facilities and Transportation                       | Meets Standard |
| Health and Safety                                   | Meets Standard |
| Information Handling                                | Meets Standard |
| <b>ADDITIONAL OBLIGATIONS</b>                       |                |
| All Other Obligations                               | Meets Standard |



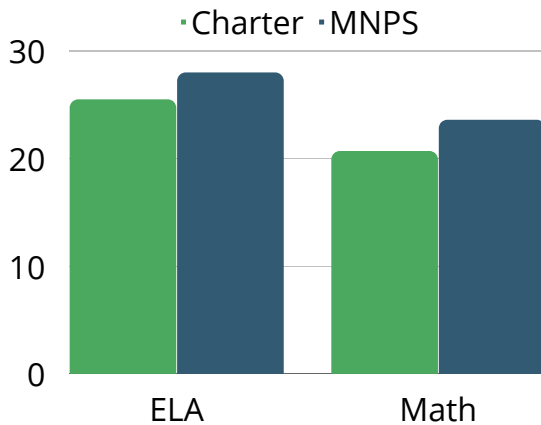
# NASHVILLE COLLEGIATE PREP

## MISSION

Nashville Collegiate Prep provides a personalized, engaged, supported, and challenging environment that will strengthen students academically, socially, and emotionally. Students will leave NCP with the skills and mindset necessary to not only face reality but create improvements for the next generation.

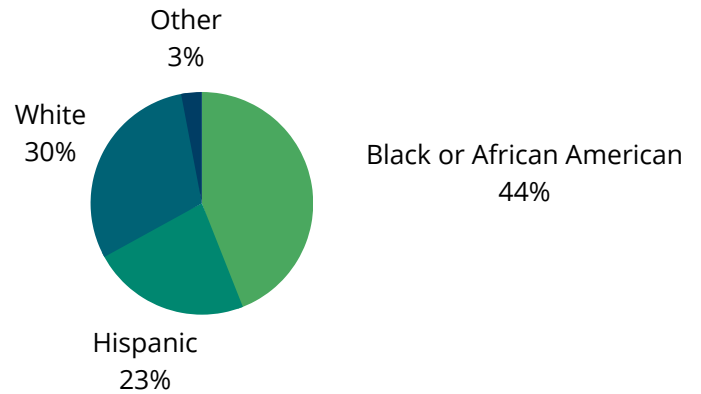
## PROFICIENCY

**School Performance Compared to Resident District**



## DEMOGRAPHICS

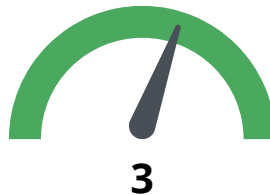
**Student Information**



## ENROLLMENT

**318** Students Enrolled

## TVAAS



## GRADES

**K-5** Grades Served

## School Performance

| Measure                    | Rating          |
|----------------------------|-----------------|
| Academic Performance       | Does Not Meet   |
| Financial Performance      | Meets Standards |
| Organizational Performance | Meets Standards |



## Nashville Collegiate Prep

| General Information                    |  |                                |
|--|--|--------------------------------|
| <b>School Name</b>                     | Nashville Collegiate Prep  |                                |
| <b>Governing Board</b>                 | ReThink Forward, Inc.  |                                |
| <b>Charter Management Organization</b> | Noble Education Initiative   |                                |
| <b>Contracted Services</b>             | N/A  |                                |
| <b>Address</b>                         | 1638 Bell Road, Nashville, TN 37211  |                                |
| <b>Phone</b>                           | (615) 747-6059   |                                |
| <b>Website</b>                         | <a href="https://www.nashvillecollegiate.org/">https://www.nashvillecollegiate.org/</a>                    |                                |
| <b>School Leader</b>                   | Christine Stoudt, <a href="mailto:principal@nashvillecollegiate.org">principal@nashvillecollegiate.org</a> |                                |
| <b>Model</b>                           | Learning Community Model   |                                |
| <b>Operating Status</b>                | Open and operating   |                                |
| <b>Year Opened</b>                     | 2021   |                                |
| <b>Grades Served in 2021-22</b>        | K-5 (expanding to K-8)   |                                |
| <b>Enrollment in 2021-22</b>           | 318 students   |                                |
| <b>Approved Waivers</b>                | View <a href="#">here</a>  |                                |
| Other Information                      |  |                                |
| Population                             | School   | Metro Nashville Public Schools |
| Black/Hispanic/Native American         | 68%  | 71%                            |
| Economically Disadvantaged             | 32%  | 35%                            |
| Students with Disabilities             | <5%  | 12%                            |
| English Learners                       | 30%  | 27%                            |



## A Message From Nashville Collegiate Prep

Nashville Collegiate Prep (NCP) opened its doors for its inaugural school year on August 10, 2021. Our first year of operation was filled with success thanks to the hard work of teachers, staff, students, and parents. NCP worked to provide an engaged, supportive, and rigorous classroom experience to all our students through our unique classroom community model. The students rose to the challenge and the NCP Lion Pride was born!

NCP's core values include a belief that great schools enroll families, not just students. We deeply value making NCP a second "home" in the community where teachers, leaders, students, and families feel safe, supported, and loved. As such, family engagement is a vital part of NCP's culture. To engage with our families outside of the school walls, NCP hosted several community/family events, including Math and Literacy Night, Family Bowling Night, Family Rock Climbing Night, and Coffee Chat with the Principal and Community Members at a local coffee shop. We also continued to engage the community by hosting a Kindergarten Open House and seven school Information Sessions throughout the school year. NCP also offered Chess, Crochet, Game Board, Dance, and Art clubs in its first year of operation.

At NCP, we believe that leaders model the practices they want to permeate classrooms. As such, we took opportunities to recognize our staff who went above and beyond in their efforts to serve students. ROCK STAR awards were presented to staff members monthly and three of NCP's employees were recognized as New Teacher of the Year, Staff Member of the Year, and Teacher of the Year. Additionally, we emphasized the importance of our core values in students by recognizing them in an award ceremony; students were awarded certificates for character trait awards such as integrity and courage.

After a successful opening year, NCP looks forward to continued growth and offering a thriving school option to everyone in our community.





**I. Academic Performance**

**DOES NOT MEET**

The academic performance for Nashville Collegiate Prep in 2021-22 based on the Commission’s School Performance Framework is as follows:

| INDICATORS AND MEASURES  | SCHOOL PERFORMANCE                         | RATING          |
|--|--|-----------------|
| <b>STUDENT ACHIEVEMENT</b>   |  |                 |
| Absolute performance in ELA  | 25.5% scoring on-track/mastered            | Does Not Meet   |
| Absolute performance in math   | 20.7% scoring on-track/mastered            | Does Not Meet   |
| Growth   | TVAAS Level 3 Composite                    | Meets Standard  |
| Chronic Absenteeism  | 26.23% chronically absent                  | Falls Far Below |
| English Language Proficiency Assessment  | 39.3% meeting or exceeding growth standard | Falls Far Below |
| <b>COMPARATIVE PERFORMANCE</b>   |  |                 |
| School comparative performance to Metro Nashville Public Schools (“MNPS”) in ELA | MNPS 28.0% in grades 3-4                   | Meets Standard  |
| School comparative performance to MNPS in math                                   | MNPS 23.6% in grades 3-4                   | Meets Standard  |

**II. Financial Performance**

**Meets Standard**

The financial performance for Nashville Collegiate Prep in 2021-22 is as follows:

| INDICATORS AND MEASURES           | RATING         |
|-----------------------------------|----------------|
| <b>NEAR TERM FINANCIAL HEALTH</b> |                |
| Current Ratio                     | Meets Standard |
| Unrestricted Days Cash            | Meets Standard |
| Enrollment Variance               | Meets Standard |
| Debt Default                      | Meets Standard |
| <b>FINANCIAL SUSTAINABILITY</b>   |                |
| Total Margin                      | Meets Standard |
| Debt to Asset Ratio               | Does Not Meet  |
| Cash Flow                         | Meets Standard |
| Debt Service Coverage Ratio       | Meets Standard |

III. **Organizational Performance**

**MEETS STANDARD**

The organizational performance for Nashville Collegiate Prep in 2021-22 is as follows:

| INDICATORS AND MEASURES                             | RATING         |
|---|----------------|
| <b>EDUCATION PROGRAM COMPLIANCE</b>                 |                |
| Charter Terms                                       | Meets Standard |
| Compliance with Education Requirements              | Meets Standard |
| Students with Disabilities Rights                   | Meets Standard |
| English Language Learner Rights                     | Meets Standard |
| <b>FINANCIAL MANAGEMENT AND OVERSIGHT</b>           |                |
| Financial Reporting and Compliance Reporting        | Meets Standard |
| Generally Accepted Accounting Principles            | Meets Standard |
| <b>GOVERNANCE AND REPORTING</b>                     |                |
| Governance Requirements                             | Meets Standard |
| Accountability of Management                        | Meets Standard |
| Reporting Requirements                              | Meets Standard |
| <b>STUDENT AND EMPLOYEE RIGHTS AND REQUIREMENTS</b> |                |
| Rights of Students                                  | Meets Standard |
| Attendance  | Meets Standard |
| Credentialing                                       | Meets Standard |
| Employment Rights                                   | Meets Standard |
| Background Checks                                   | Meets Standard |
| <b>SCHOOL ENVIRONMENT</b>                           |                |
| Facilities and Transportation                       | Meets Standard |
| Health and Safety                                   | Meets Standard |
| Information Handling                                | Meets Standard |
| <b>ADDITIONAL OBLIGATIONS</b>                       |                |
| All Other Obligations                               | Meets Standard |