

DIVISION OF UNDERGROUND STORAGE TANKS



UST CONTAMINATION PROJECT PRIORITIZATION PLAN (Phase XV)

December 27, 2023

TABLE OF CONTENTS

1. Contamination Project Prioritization Plan
2. New Contamination Projects Last Five Years
3. Contamination Projects Closed Last Five Years
4. State Owned Systems and Time to Closure
5. All Active Contamination Projects – Sorted by Facility ID Number
6. Reimbursable Contamination Projects – (phase XV plan item #1)
7. Reimbursable Projects to Proceed with Corrective Action (phase XV plan item #1)
8. Reimbursable Projects with Operating Dual Phase Corrective Action Systems (phase XV plan item #2)
9. Reimbursable Projects in Closure Monitoring (phase XV plan item #3)
10. Non-Reimbursable Projects (phase XV plan item #4)
11. Implementation Cost Calculator Spreadsheet – Phase XV Costs, Remaining Phase I through Phase XIV Costs

TAB 1

Contamination Project Prioritization Plan

Division of Underground Storage Tanks Contamination Project Prioritization Plan XV

December 27, 2023

The Division developed a prioritization system based on contaminant concentrations, risk, and exposure factors in the spring of 2006. In mid-2006 staff completed statewide risk prioritization of petroleum contamination projects. Approval from both the UST Task Force and the Commissioner’s Office was obtained prior to the implementation of Phase I prioritization dated March 1, 2007. To date, 14 phases have been implemented.

PHASE I through XIV IMPLEMENTATION and RESULTS

The Division’s Phase I through Phase XIV plans implemented corrective action with state owned equipment at the sites with prioritization scores above a designated score as shown below.

| Phase | Date | Total Contamination Projects | Prioritization Score of Reimbursable Projects Approved to Proceed to Corrective Action (CA) | Reimbursable Projects Approved to Proceed to CA** |
|-------|----------|------------------------------|---|---|
| I | 03/01/07 | 768 | ≥ 250 | 71 |
| II | 03/01/08 | 645 | ≥ 200 | 57 |
| III | 10/01/09 | 538 | ≥ 125 | 89 |
| IV | 10/01/10 | 505 | All* | 43 |
| V | 10/01/12 | 455 | All* | 48 |
| VI | 10/01/13 | 383 | All* | 26 |
| VII | 10/01/14 | 345 | All* | 20 |
| VIII | 10/01/15 | 308 | All* | 20 |
| IX | 10/01/16 | 244 | All* | 24 |
| X | 10/01/17 | 204 | All* | 33 |
| XI | 10/01/18 | 164 | All* | 34 |
| XII | 01/21/20 | 144 | All* | 34 |
| XIII | 11/01/21 | 107 | All* | 28 |
| XIV | 11/03/22 | 98 | All* | 23 |
| XV | 12/27/23 | 105 | All* | 30 |

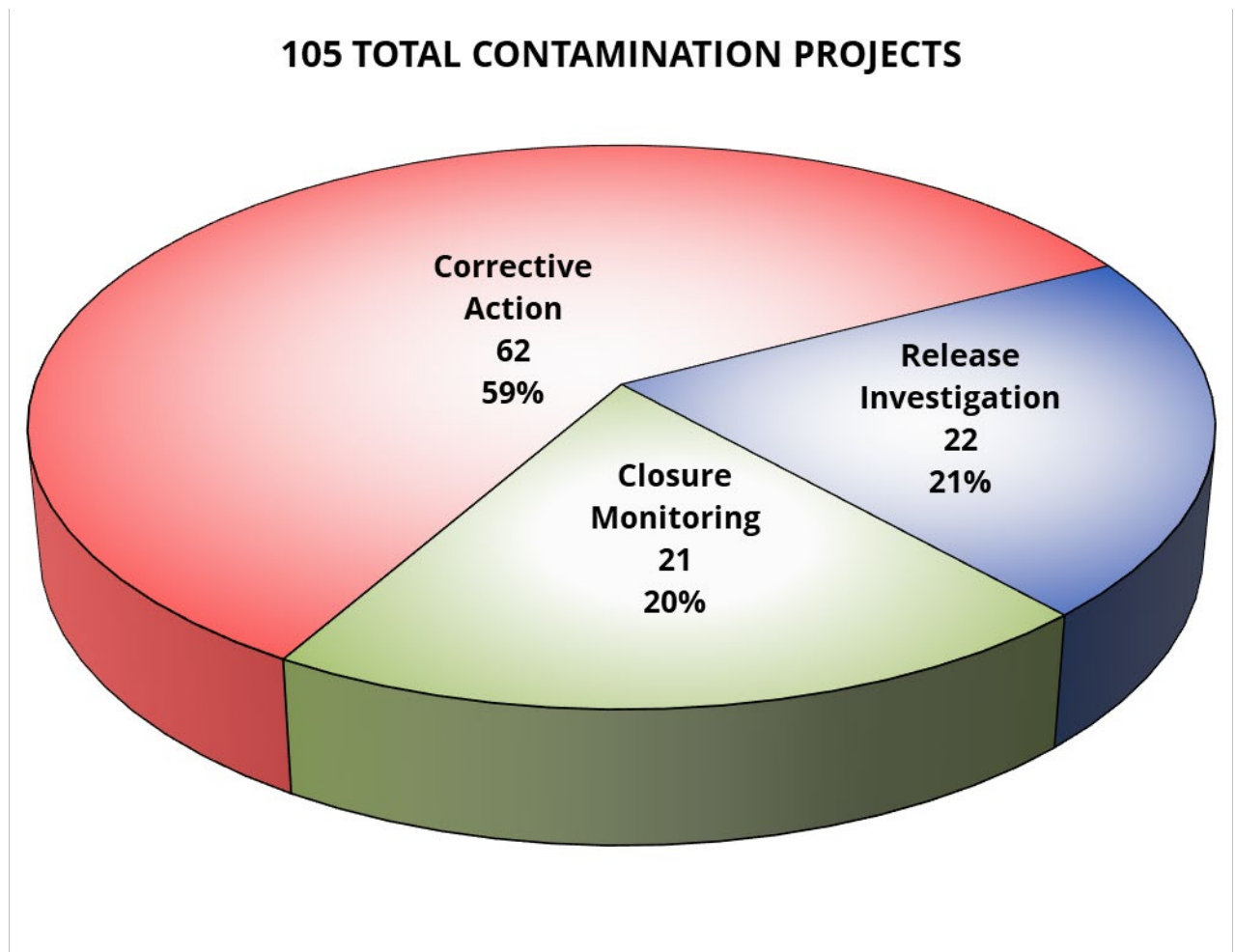
All* - All prioritized projects with a risk identified, CAS not onsite, and reimbursable

** - Not all sites identified proceeded with the use of a corrective action system

Phase I, II, and III were not immediately and fully implemented due to a planned Request for Proposal (RFP) for the manufacture and refurbishment of dual phase corrective action systems, which was delayed in a lengthy review process. However, in late 2008 a contract was awarded and the first order for Division owned systems was placed at that time. Under that contract, the Division has purchased a total of one hundred ninety (190) corrective actions systems. In March 2019, 51 of the 190 corrective action systems were sold.

PHASE XV IMPLEMENTATION

The following is a status of the current active contamination projects:



Of the 105 active contamination projects, an Exposure Assessment and prioritization has been completed for 81. Based on the prioritization, the following is a summary of projects that have sensitive receptor(s) within a specified distance in addition to the total number of sites that have petroleum free product.

30 - Sites with free product

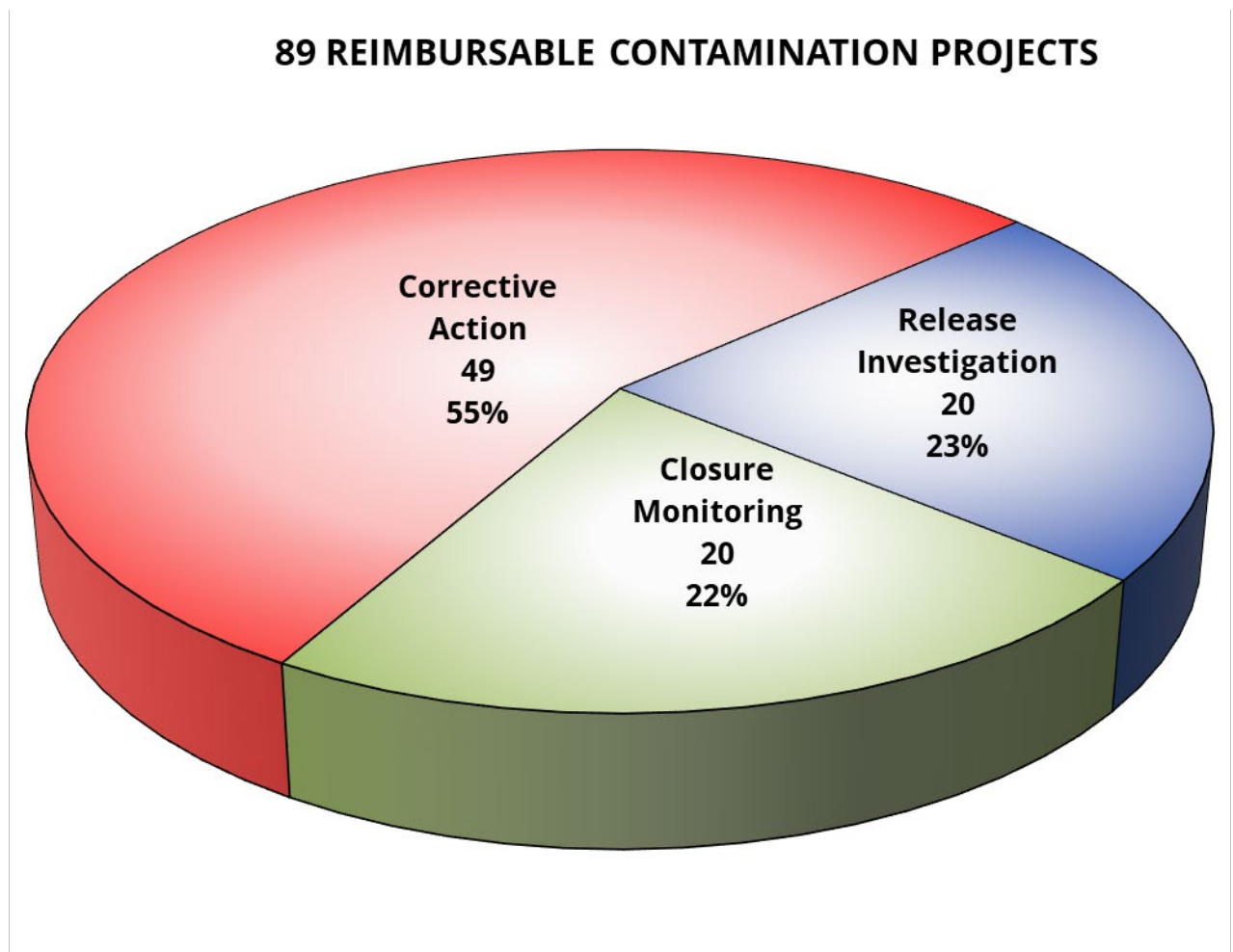
23 – Sites with a drinking water well within 0.5 mile of the site

- 13 = Drinking water well located within 0.1 mile
- 3 = Drinking water well located between 0.1 mile and 0.25 mile
- 7 = Drinking water well located between 0.25 mile and 0.5 mile

13 – Sites with a Wellhead Protection Area within 0.25 mile of the site

- 6 = Within a Wellhead Protection Area
- 4 = Within 0.1 mile from a Wellhead Protection Area
- 3 = Between 0.1 mile and 0.25 mile from a Wellhead Protection Area

The results of the Phase XV project prioritization for reimbursable projects are as follows:



Based on these results and the funds currently available and predicted to be available in the future, the Division has the following proposal for reimbursable releases:

1. Immediately implement corrective action at eleven (11) sites that have: established site-specific clean-up levels, prioritization with respect to potential risk to human health and the environment, are reimbursable or the determination is pending and do not have a

dual phase system currently operating. Additionally, the remaining 19 sites will move forward through investigation, risk determination and prioritization. The estimated costs for this implementation during phase XV for all 30 sites will be \$6.2M. Division owned refurbished corrective action systems will be utilized for these sites to reduce recurring capital expense. A spreadsheet of all reimbursable projects is provided in **Tab #6**, and the spreadsheet detailing the 30 reimbursable projects approved to move forward is in **Tab #7**. Detailed cost estimates are located at **Tab #11**.

2. Continue to operate and maintain the 27 dual phase corrective action systems that are located at 18 reimbursable sites. The estimated costs for continuing to operate these systems during phase XV will be \$2.2M. A spreadsheet of all sites that currently have systems operating or start-up is imminent is located at **Tab #8**. Detailed cost estimates are located at **Tab #11**.

Additional costs may be incurred if/when the Division is required to install off-gas treatment on future system installations to meet air permit emission requirements. To date, the Division purchased and proactively installed four (4) catalytic oxidizer (CatOx) units at sites with large amounts of free product and/or sensitive receptors nearby (Note: Air permits were not required at any of these sites). Two of the four (4) units were sold and the remaining two (2) units are ready for use at future sites. These CatOx units require operating and maintenance costs during the period that they are employed. The current inventory of Division owned CatOx units will be sufficient to address any new sites beginning corrective action with large amounts of free product and/or sensitive receptors nearby. The estimated costs for installation and operating costs of one CatOx unit will be \$22K. Detailed cost estimates to utilize these CatOx units are located at **Tab #11**.

3. Continue to sample and require reporting on the 20 reimbursable contamination sites that have achieved the risk-based site-specific clean-up levels and are in closure monitoring. The estimated costs for sampling and reporting on these sites to obtain closure during phase XV will be approximately \$0.3M. A spreadsheet of reimbursable sites that are currently in closure monitoring is located at **Tab #9**. Detailed cost estimates are located at **Tab #11**.
4. Continue to direct the 16 non-reimbursable sites (state or federal projects and those that have been denied access to the fund) to proceed with corrective action in accordance with a plan approved by the Division. If additional sites are determined to be non-reimbursable, then they will be directed to proceed with investigation and/or clean-up in accordance with existing guidance and as approved by the Division. A spreadsheet of non-reimbursable sites that are currently in investigation and/or corrective action is located at **Tab #10**.
5. Maintain emergency monies for vapor complaints, impacted drinking and surface waters, and free product releases where the cost for the petroleum release exceeds the

normal expenditures for clean-up costs. Monies that will be set aside during phase XV to address these conditions total \$2M. Detailed cost estimates are located at **Tab #11**.

6. Require all new releases [assumed to be 35 based on average of last five years] to conduct an initial site characterization investigation and risk-based assessment to determine if the site is eligible for closure monitoring or should be placed in the prioritization system. The cost for initial site characterization, sampling, reporting, and risk assessment that may be over the lowest deductible is approximately \$1.1M and included in **Tab #11**.
7. Constantly review the clean-up progress of all sites and continue to identify sites that have almost reached clean-up goals. As these sites are identified, the Division will implement a lower cost technology, such as over-excavation, bioremediation, etc. as a polishing step to reach clean-up levels. Monies will be set aside (\$2M) to address the identified sites close to clean-up goals and to conduct pilot projects as viable new investigation techniques and remediation technologies are identified.

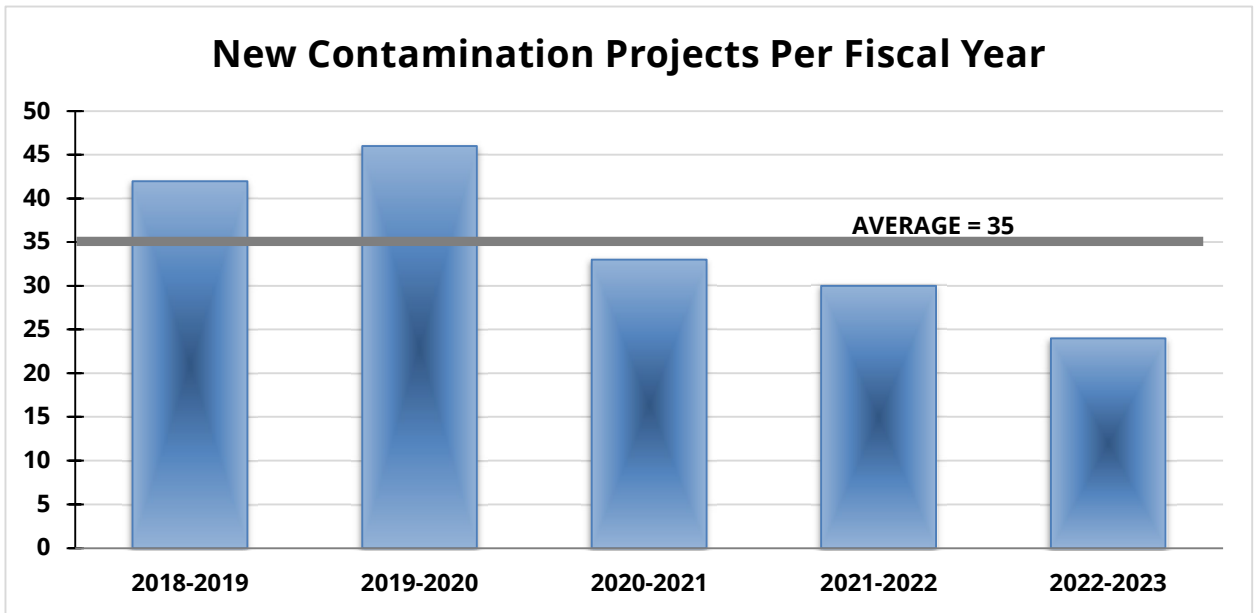
CONTINUING FOLLOW-UP

The Division will constantly evaluate the progress of contamination project clean-up as well as the Fund balance.

TAB 2

New Contamination Projects Last Five Years

NEW CONTAMINATION PROJECTS - LAST 5 YEARS

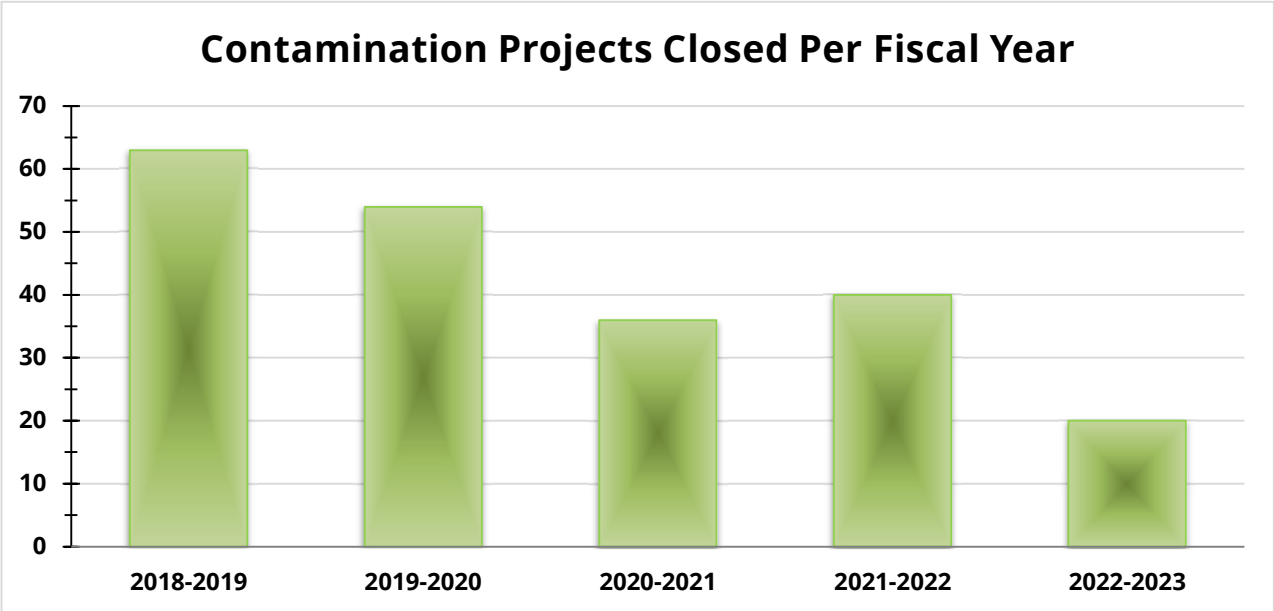


| State Fiscal Year | New Contamination Projects |
|-------------------|----------------------------|
| 2018-2019 | 42 |
| 2019-2020 | 46 |
| 2020-2021 | 33 |
| 2021-2022 | 30 |
| 2022-2023 | 24 |
| Total | 175 |
| Average | 35 |

TAB 3

Contamination Projects Closed Last Five Years

CONTAMINATION PROJECTS CLOSED - LAST 5 YEARS



| Fiscal Year | Contamination Projects Closed | Average Age of Projects (Years) |
|----------------|-------------------------------|---------------------------------|
| 2018-2019 | 63 | 5.0 |
| 2019-2020 | 54 | 5.5 |
| 2020-2021 | 36 | 6.6 |
| 2021-2022 | 40 | 5.2 |
| 2022-2023 | 20 | 3.8 |
| Total | 213 | - |
| Average | 43 | 5.2 |

TAB 4

State Owned Systems and Time to Closure

**DIVISION OWNED CORRECTIVE ACTION SYSTEMS
TIME FROM STARTUP TO PROJECT CLOSURE**

| CAS Start-Up (Fiscal Year) | Average Timeframe CAS Startup to Project Closure (Years) | Remaining CAS (Project Not Closed) |
|---------------------------------------|---|---|
| 2008-2009 | 5.6 | 0 |
| 2009-2010 | 4.8 | 0 |
| 2010-2011 | 4.5 | 0 |
| 2011-2012 | 4.1 | 1 |
| 2012-2013 | 4.2 | 0 |
| 2013-2014 | 3.5 | 1 |
| 2014-2015 | 3.6 | 3 |
| 2015-2016 | 2.9 | 0 |
| 2016-2017 | 3.5 | 2 |
| 2017-2018 | 2.6 | 2 |
| 2018-2019 | 3.0 | 6 |
| 2019-2020 | 2.4 | 6 |
| 2020-2021 | 2.9 | 2 |
| 2021-2022 | 1.7 | 9 |
| 2022-2023 | - | 7 |
| Total Average (Years) | 4.1 | - |

TAB 5

**All Active Contamination Projects -
Sorted by Facility ID Number**

CONTAMINATION PROJECT LIST

12/27/23

| | Facility ID# | Case # | Facility Name | Sec | TGD-017 | CP Date | Score | FP | DW Well | WHPA | System ID # | CAS Start Up | Discharge | APER | Case Mgr | PPP # | Disc Date | \$\$\$ | Current Status |
|----|--------------|--------|--|---------|----------|----------|-------|-----|----------------|----------|----------------------------------|-----------------------|-----------|----------|----------|-------|-----------|----------|-------------------------|
| 1 | 1300137 | 3 | Creekside Market 3 | FO | 03/01/21 | 05/03/21 | 197 | Yes | >0.5 mi | >0.25 mi | 04-2011-142-RR | 02/15/22 | NPDES | 07/29/22 | MWG | 1L | 11/13/19 | Approved | 6 Corrective Action |
| 2 | 1370026 | 3 | St. Clair Place | ENF | | | | | | | | | | | MWG | 1N | 11/30/21 | Approved | 3 Release Investigation |
| 3 | 1370084 | 3 | Quick Stop Market 12 | FO | 10/17/22 | 10/16/22 | 100 | No | >0.5 mi | >0.25 mi | 10-2011-165-R | 04/14/20 | POTW | 02/01/23 | MWG | 2N | 05/17/22 | Approved | 6 Corrective Action |
| 4 | 1820018 | 2 | Appco No. 6 | FO | 06/16/23 | 06/16/23 | 175 | No | >0.5 mi | >0.25 mi | | | | | MWG | 1P | 01/18/23 | Approved | 6 Corrective Action |
| 5 | 1900113 | 3 | Reinhart Foodservice LLC | FO | 08/23/22 | 08/26/22 | 100 | Yes | >0.5 mi | >0.25 mi | | | | 02/01/23 | MWG | 3N | 03/10/22 | Approved | 7 Closure Monitoring |
| 6 | 2010076 | 1 | Lee's Food Mart no.125 | FO | 01/20/21 | 01/20/21 | 385 | No | <0.1 mi | >0.25 mi | 08-2009-058-RR | 10/09/19 | NPDES | 06/23/21 | DNC | 4K | 02/27/18 | Approved | 7 Closure Monitoring |
| 7 | 2070042 | 3 | Jeff's Gas and Tobacco | LT - SL | 09/08/23 | 09/05/23 | 122 | No | >0.5 mi | >0.25 mi | | | | | DNC | - | 12/09/22 | Approved | 7 Closure Monitoring |
| 8 | 2150095 | 1 | Sherry's Market | LT - SL | | | | | | | | | | | BRK | 2P | 06/01/20 | Approved | 3 Release Investigation |
| 9 | 2290060 | 23 | Rutledge Marathon | FO | | | | | | | | | | | RAH | 3P | 08/04/23 | Approved | 3 Release Investigation |
| 10 | 2320022 | 6 | Carroll's Grocery | FO | 05/29/20 | 05/29/20 | 322 | No | >0.5 mi | <0.1 mi | 05-2011-146-R | 08/10/21 | POTW | 07/07/21 | RAH | 11L | 09/23/19 | Approved | 6 Corrective Action |
| 11 | 2450038 | 4 | Douglas Lake Market | FO | | | | | | | | | | | RAH | 4P | 06/27/23 | Pending | 3 Release Investigation |
| 12 | 2450179 | 1 | Pilot No. 4596 | FO | | | | | | | | | | | RAH | 5P | 04/19/23 | Approved | 3 Release Investigation |
| 13 | 2470305 | 1 | HANCOCK GROCERY | LT | 01/19/22 | 01/19/22 | 270 | Yes | <0.1 mi | >0.25 mi | | | | | DNC | - | 08/10/21 | LT | 7 Closure Monitoring |
| 14 | 2470438 | 5 | Pilot Travel Center #270 | FO | 02/15/19 | 07/16/21 | 108 | Yes | >0.5 mi | >0.25 mi | 09-2010-129-R | 11/05/18 | NPDES | 01/28/20 | RAH | 3H | 03/14/16 | Approved | 6 Corrective Action |
| 15 | 2470568 | 2 | Rocky Top Market no.10 | FO | 12/16/22 | 12/19/22 | 287 | No | >0.5 mi | >0.25 mi | | | | | RAH | 4N | 07/19/22 | Approved | 7 Closure Monitoring |
| 16 | 2470585 | 1 | Ryder Truck Rental #0159 | FO | 04/24/08 | 07/15/21 | 102 | Yes | >0.5 mi | >0.25 mi | 07-2010-116-R | 10/27/14 | POTW | 08/01/18 | DNC | * | 08/02/89 | Closed | 6 Corrective Action |
| 17 | 2471218 | 4 | Pilot Oil No. 376 | FO | 01/30/20 | 01/08/20 | 157 | No | >0.5 mi | >0.25 mi | RP | 10/09/23 | POTW | - | DNC | - | 04/21/19 | Denied | 6 Corrective Action |
| 18 | 2650032 | 1 | The Trading Post | LT - SL | 02/09/23 | 01/05/23 | 180 | No | >0.5 mi | >0.25 mi | | | | | BRK | 5N | 07/27/22 | Approved | 6 Corrective Action |
| 19 | 3060015 | 3 | Circle K Store no. 4703635 | FO | 07/09/21 | 07/12/21 | 232 | Yes | >0.5 mi | >0.25 mi | | | | | MWG | 5M | 08/24/20 | Approved | 7 Closure Monitoring |
| 20 | 3060111 | 1 | Johnston Coca-Cola Co | FO | 02/05/14 | 06/05/15 | 100 | Yes | >0.5 mi | >0.25 mi | | | | | DNC | - | 04/14/87 | NA | 6 Corrective Action |
| 21 | 3060191 | 3 | Circle K Store no. 4703629 | FO | 02/25/22 | 10/06/21 | 272 | No | 0.1 to 0.25 mi | <0.1 mi | | | NPDES | | MWG | 6M | 12/01/20 | Approved | 7 Closure Monitoring |
| 22 | 3060202 | 2 | Lehigh Gas Wholesale Services Inc TN0014 | FO | 01/15/20 | 11/24/21 | 107 | No | >0.5 mi | >0.25 mi | RP | 08/17/22 | NPDES | - | DNC | - | 03/05/19 | Denied | 6 Corrective Action |
| 23 | 3330812 | 3 | Mapco Express No. 3537 | FO | 02/07/23 | 11/01/23 | 140 | Yes | >0.5 mi | >0.25 mi | | | | | RAH | 6N | 07/19/22 | Approved | 6 Corrective Action |
| 24 | 3330884 | 4 | Circle K Store No. 4703615 | FO | 10/05/23 | 10/05/23 | 102 | Yes | >0.5 mi | >0.25 mi | | | | | MWG | 6P | 01/05/23 | Approved | 6 Corrective Action |
| 25 | 3700060 | 2 | Hall's Grocery | LT | 06/26/20 | 07/16/20 | 485 | No | <0.1 mi | >0.25 mi | 12-2009-092-R | 03/03/21 | NPDES | 08/17/22 | BRK | - | 12/17/19 | LT | 6 Corrective Action |
| 26 | 4180180 | 5 | Circle K Store no. 4703620 | FO | | | | | | | | | | | RAH | 7P | 04/10/23 | Approved | 3 Release Investigation |
| 27 | 4440044 | 2 | K and K Market | FO | | | | | | | | | | | BRK | 8P | 08/02/23 | Approved | 3 Release Investigation |
| 28 | 4710026 | 1 | Express Mart (dba Speed Mart) | ENF | 03/31/23 | 03/30/23 | 155 | No | >0.5 mi | >0.25 mi | | | | | GLS | - | 10/07/20 | Denied | 6 Corrective Action |
| 29 | 4710034 | 3 | Lead Lap 2 | FO | 02/06/21 | 02/10/21 | 144 | Yes | >0.5 mi | >0.25 mi | 02-2010-099-RR, 08-2010-121-R | 03/18/19, 03/28/19 | POTW | 01/28/20 | DNC | 23j | 07/06/17 | Approved | 6 Corrective Action |
| 30 | 4710056 | 2 | Cookeville Express | FO | 06/08/22 | 06/08/22 | 182 | Yes | >0.5 mi | >0.25 mi | | | | 08/25/23 | BRK | 11M | 10/28/21 | Approved | 6 Corrective Action |
| 31 | 4710136 | 3 | Tom's Market | FO | 02/23/23 | 02/23/23 | 235 | No | >0.5 mi | >0.25 mi | | | | 08/25/23 | BRK | 8N | 06/28/22 | Approved | 6 Corrective Action |
| 32 | 4710202 | 4 | Wildwood Market | ENF | | | | | | | | | | | GLS | 9P | 04/10/23 | Pending | 3 Release Investigation |
| 33 | 4710295 | 1 | Love's Travel Stop #330 | FO | 10/31/23 | 10/31/23 | 157 | No | >0.5 mi | >0.25 mi | | | | | DNC | 10P | 05/10/22 | Appealed | 6 Corrective Action |
| 34 | 4890077 | 2 | Pump N Pay West | FO | | | | | | | | | | | DNC | 11P | 10/31/22 | Pending | 3 Release Investigation |
| 35 | 4930009 | 1 | Highway 70 Market | FO | 09/25/23 | 06/26/23 | 190 | Yes | >0.5 mi | >0.25 mi | | | | | BRK | 12P | 12/20/22 | Approved | 6 Corrective Action |
| 36 | 5190576 | 2 | Spirit Market | LT - SL | 08/17/21 | 11/01/21 | 80 | Yes | >0.5 mi | >0.25 mi | | | | | DNC | 14M | 09/01/16 | Approved | 6 Corrective Action |
| 37 | 5191058 | 3 | 6602 Twice Daily | FO | | | | | | | | | | | KHH | 13P | 05/23/23 | Approved | 3 Release Investigation |
| 38 | 5430090 | 1 | That Store and Wheezies Kitchen | FO | 12/21/23 | 12/06/23 | 315 | No | <0.1 mi | >0.25 mi | | | | | MWG | 14P | 05/16/23 | Approved | 6 Corrective Action |
| 39 | 5630031 | 3 | Q Pump | FO | 08/28/23 | 07/19/23 | 177 | Yes | >0.5 mi | >0.25 mi | | | | | DNC | - | 11/10/22 | Denied | 6 Corrective Action |
| 40 | 5740013 | 3 | AM Express 1 | FO | 03/23/21 | 02/26/21 | 122 | No | >0.5 mi | >0.25 mi | | | | | RAH | 15M | 07/14/20 | Approved | 6 Corrective Action |
| 41 | 5740062 | 2 | Ridgetop Shell | FO | 03/11/22 | 03/10/22 | 137 | No | >0.5 mi | >0.25 mi | | | | | MWG | 16M | 09/03/21 | Approved | 6 Corrective Action |
| 42 | 5740137 | 2 | Sudden Service no 39 | FO | 09/01/23 | 07/21/23 | 0 | No | | | | | | | KHH | - | 11/21/22 | Approved | 7 Closure Monitoring |
| 43 | 5750161 | 1 | 96 Market | FO | 08/01/23 | 09/18/23 | 262 | No | >0.5 mi | >0.25 mi | | | NPDES | 11/01/23 | KHH | 15P | 08/03/22 | Approved | 6 Corrective Action |
| 44 | 5839035 | 1 | Gallatin Town Creek Greenway Project | LT - SL | 06/06/19 | 05/07/20 | 220 | No | >0.5 mi | >0.25 mi | | | UIC | | DNC | 21L | 11/13/18 | Approved | 7 Closure Monitoring |

CONTAMINATION PROJECT LIST

12/27/23

| | Facility ID# | Case # | Facility Name | Sec | TGD-017 | CP Date | Score | FP | DW Well | WHPA | System ID # | CAS Start Up | Discharge | APER | Case Mgr | PPP # | Disc Date | \$\$\$ | Current Status |
|----|--------------|--------|--|---------|----------|----------|-------|-----|----------------|----------------|---|------------------------------------|-----------|----------|----------|-------|-----------|----------|-------------------------|
| 45 | 5940072 | 1 | Mapco Express no. 3409 | FO | | | | | | | | | | | KHH | 16P | 07/25/23 | Approved | 3 Release Investigation |
| 46 | 5950161 | 4 | Lakeside Market | FO | 01/02/19 | 12/27/18 | 220 | Yes | >0.5 mi | >0.25 mi | | | UIC | 12/19/19 | DNC | 24K | 01/24/18 | Approved | 7 Closure Monitoring |
| 47 | 6520082 | 1 | Parsley's Market and Deli | FO | 01/21/22 | 01/21/22 | 412 | No | <0.1 mi | >0.25 mi | | | | | BRK | 17M | 07/21/21 | Approved | 6 Corrective Action |
| 48 | 7030021 | 1 | Hollowell's Exxon | LT - SL | 10/15/22 | 10/15/22 | 327 | No | <0.1 mi | >0.25 mi | | | | | BRK | 10N | 08/16/21 | Approved | 6 Corrective Action |
| 49 | 7030033 | 2 | One9 No. 1366 (former North Forty Trucksto | FO | 08/03/23 | | | | | | | | | | RAH | - | 10/31/22 | Approved | 7 Closure Monitoring |
| 50 | 7090092 | 1 | Cornerstone Mart | FO | 12/19/22 | 10/17/22 | 309 | No | 0.25 to 0.5 mi | <0.1 mi | | | | | MWG | 23L | 06/18/19 | Approved | 6 Corrective Action |
| 51 | 7170049 | 1 | ABC Mart 2 (Alamo BP Inc.) | FO | 12/03/20 | 12/03/20 | 199 | No | >0.5 mi | 0.1 to 0.25 mi | | | | 12/07/23 | DAS | 24L | 10/26/19 | Approved | 6 Corrective Action |
| 52 | 7230067 | 1 | Gatlin Grocery | LT | | | | | | | | | | | DAS | - | 12/04/19 | LT | 3 Release Investigation |
| 53 | 7230187 | 1 | Harper's Market | LT - SL | | | | | | | | | | | SLJ | 17P | 08/18/23 | Approved | 3 Release Investigation |
| 54 | 7270125 | 1 | Patterson | LT - SL | 05/18/20 | 06/01/20 | 249 | No | 0.25 to 0.5 mi | 0.1 to 0.25 mi | 01-2011-138-R | 02/21/22 | NPDES | 09/08/22 | DAS | 20M | 08/15/19 | Approved | 7 Closure Monitoring |
| 55 | 7270201 | 1 | Little General #29 | FO | 12/01/22 | 12/01/22 | 217 | Yes | >0.5 mi | >0.25 mi | | | POTW | 02/01/23 | MWG | 13N | 08/17/21 | Approved | 6 Corrective Action |
| 56 | 7400107 | 1 | W. S. Winsett | LT | 02/03/23 | 02/06/23 | 197 | No | >0.5 mi | >0.25 mi | 08-2011-156R1 | 08/21/23 | POTW | 11/01/23 | DAS | - | 09/14/21 | LT | 6 Corrective Action |
| 57 | 7660054 | 1 | Kay And Fay Grocery | LT - SL | 05/20/23 | 05/20/23 | 207 | No | 0.1 to 0.25 mi | >0.25 mi | | | | | SLJ | 14N | 01/03/22 | Approved | 6 Corrective Action |
| 58 | 7660070 | 1 | Northside Market | LT - SL | 12/13/23 | 12/13/23 | 319 | No | <0.1 mi | >0.25 mi | | | | | SLJ | 18P | 08/22/22 | Approved | 6 Corrective Action |
| 59 | 7920079 | 3 | Company Unit #2 | FO | 01/21/18 | 08/28/20 | 307 | No | >0.5 mi | <0.1 mi | 04-2009-018-R | 02/06/18 | NPDES | 08/30/19 | DAS | 29J | 02/22/17 | Approved | 6 Corrective Action |
| 60 | 7920118 | 1 | Michael W Fortner | LT - SL | | | | | | | | | | | SLJ | 19P | 07/10/23 | Approved | 3 Release Investigation |
| 61 | 7920148 | 1 | Essary's Conv 2 (Martin Exxon) | FO | 05/17/23 | 05/17/23 | 247 | No | 0.1 to 0.25 mi | >0.25 mi | | | | | DNC | - | 12/23/19 | Approved | 7 Closure Monitoring |
| 62 | 8200038 | 1 | OSCAR GIBSON AND CO. | LT - SL | 06/18/21 | 06/18/21 | 322 | No | <0.1 mi | >0.25 mi | 08-2010-122-R | 10/19/22 | NPDES | 10/11/21 | BRK | 22M | 07/26/19 | Approved | 6 Corrective Action |
| 63 | 8240097 | 1 | Bull Market B #17 | FO | 07/22/09 | 06/29/21 | 209 | No | >0.5 mi | >0.25 mi | 11-2010-131-R | 08/19/14 | NPDES | 03/01/18 | RAH | 60B | 07/23/08 | Approved | 6 Corrective Action |
| 64 | 8249002 | 1 | HWY 64 WEST - SOMERVILLE PROJECT | LT - SL | 01/14/20 | 01/14/20 | 234 | Yes | 0.25 to 0.5 mi | >0.25 mi | 07-2009-040-R, 08-2009-001-PCR, 10-2009-069-RRR | 11/09/16, 03/28/12, 11/16/22 | NPDES | 10/22/22 | DAS | * | 05/10/05 | Approved | 6 Corrective Action |
| 65 | 8350022 | 5 | Bull Market Inc | FO | | | | | | | | | | | RAH | 20P | 06/19/23 | Approved | 3 Release Investigation |
| 66 | 8350058 | 2 | Middleton Quick Stop | FO | | | | | | | | | | | RAH | 21P | 07/27/23 | Pending | 3 Release Investigation |
| 67 | 8350107 | 1 | Bull Market No. 2 | FO | | | | | | | | | | | MWG | 22P | 05/16/23 | Approved | 3 Release Investigation |
| 68 | 8350109 | 2 | Jay Nand LLC dba Yopp's Food Mart | FO | | | | | | | | | | | DAS | 23P | 07/18/23 | Approved | 3 Release Investigation |
| 69 | 8360005 | 3 | Maruti Food Mart LLC dba 57 Food Mart | ENF | 08/16/19 | 09/06/19 | 238 | Yes | >0.5 mi | >0.25 mi | | | | | SEW | 16N | 03/29/18 | Appealed | 6 Corrective Action |
| 70 | 8380043 | 1 | MULLIGANS GROCERY | LT - SL | 10/29/22 | 10/29/22 | 304 | No | <0.1 mi | >0.25 mi | | | | | DAS | 17N | 07/12/91 | Approved | 6 Corrective Action |
| 71 | 8380044 | 4 | N. R. Newman | LT - SL | 05/19/19 | 07/02/19 | 159 | Yes | >0.5 mi | >0.25 mi | 08-2009-047-RR, 10-2009-072-RR, 07-2009-039-R | 01/04/22, 12/06/21, 12/14/21 | NPDES | 10/12/22 | DAS | 27K | 01/24/18 | Approved | 6 Corrective Action |
| 72 | 8380070 | 2 | Quick Stop No. 1 | FO | 05/26/23 | 05/30/23 | 167 | No | >0.5 mi | >0.25 mi | | | | | DNC | - | 08/24/22 | Denied | 6 Corrective Action |
| 73 | 8390055 | 1 | Mckee Grocery | LT | 04/04/18 | 06/03/20 | 164 | Yes | >0.5 mi | >0.25 mi | 08-2011-159-R | 01/14/20 | NPDES | 06/30/21 | BRK | - | 06/29/16 | LT | 6 Corrective Action |
| 74 | 8390152 | 1 | 101 Travel Plaza | LT - SL | 06/18/21 | 06/18/21 | 47 | Yes | >0.5 mi | >0.25 mi | | | NPDES | 12/07/23 | DAS | 24P | 06/17/15 | Approved | 6 Corrective Action |
| 75 | 8490130 | 1 | CENTRAL GROCERY | LT - SL | 06/30/21 | 06/30/21 | 237 | No | 0.25 to 0.5 mi | >0.25 mi | 12-2009-091-R | 10/12/22 | | 10/11/21 | BRK | 30L | 07/10/19 | Approved | 7 Closure Monitoring |
| 76 | 8550009 | 1 | Bethel Texaco | LT - SL | 09/16/23 | 04/19/23 | 219 | No | 0.25 to 0.5 mi | >0.25 mi | 07-2008-004-PCR | 10/22/13 | NPDES | 06/18/18 | DNC | 25 | 08/12/93 | Approved | 6 Corrective Action |
| 77 | 8550080 | 1 | Barnett's Grocery | LT | 01/28/21 | 02/11/21 | 165 | No | >0.5 mi | >0.25 mi | 06-2011-150-RRR, 08-2011-157-RR | 03/29/22, 03/29/22 | NPDES | 09/08/22 | DAS | - | 07/01/15 | LT | 6 Corrective Action |
| 78 | 8570017 | 1 | JOHNNY BOLD'S GARAGE | LT - SL | 12/22/15 | 07/14/21 | 379 | No | >0.5 mi | Within WHPA | 01-2010-109-RR, 08-2010-123-RR, 08-2011-158-RR | 04/13/20, 04/06/20, 03/30/20 | NPDES | 07/14/21 | DAS | 31J | 10/22/13 | Approved | 6 Corrective Action |
| 79 | 8570038 | 1 | Buford Pillow Groc. | LT | 08/23/23 | 08/23/23 | 322 | No | <0.1 mi | >0.25 mi | | | | | SLJ | - | 11/23/21 | LT | 6 Corrective Action |
| 80 | 8570126 | 1 | Harrison Grocery | LT - SL | 07/27/22 | 07/29/22 | 347 | No | <0.1 mi | >0.25 mi | | | | | DAS | 18N | 08/23/21 | Approved | 7 Closure Monitoring |
| 81 | 8570133 | 6 | Highland Park Exxon Service Center | FO | | | | | | | | | | | MWG | 25P | 10/04/23 | Pending | 3 Release Investigation |
| 82 | 8570210 | 1 | East Chester Express | FO | 05/17/13 | 09/01/20 | 87 | No | >0.5 mi | >0.25 mi | 05-2009-029-R | 08/20/14 | POTW | 06/18/18 | DNC | 31D | 04/03/12 | Approved | 6 Corrective Action |
| 83 | 8570394 | 1 | WILKINSON & TAYLOR WRECKER SERV | LT | | | | | | | | | | | SLJ | - | 03/06/23 | LT | 3 Release Investigation |

CONTAMINATION PROJECT LIST

12/27/23

| | Facility ID# | Case # | Facility Name | Sec | TGD-017 | CP Date | Score | FP | DW Well | WHPA | System ID # | CAS Start Up | Discharge | APER | Case Mgr | PPP # | Disc Date | \$\$\$ | Current Status |
|-----|--------------|--------|----------------------------------|---------|----------|----------|-------|-----|----------------|----------------|---|------------------------------------|-----------|----------|----------|-------|-----------|----------|-------------------------|
| 84 | 8570405 | 1 | Old Hickory Citgo #1 | LT - SL | 03/04/09 | 06/08/20 | 722 | No | <0.1 mi | Within WHPA | 06-2009-031-R, 04-2009-021-R, 04-2012-179-R | 12/12/16, 03/04/19, 11/02/18 | NPDES | 07/13/21 | DAS | 5A | 04/20/06 | Approved | 6 Corrective Action |
| 85 | 8840071 | 3 | Express Food Mart | FO | 04/03/23 | 12/21/22 | 282 | No | >0.5 mi | Within WHPA | | | | | MWG | 19N | 10/27/21 | Approved | 7 Closure Monitoring |
| 86 | 8840097 | 2 | Wooten Oil Co. | FO | 04/08/23 | 11/01/23 | 347 | Yes | 0.25 to 0.5 mi | Within WHPA | | | | | DAS | 20N | 02/23/22 | Approved | 6 Corrective Action |
| 87 | 9790237 | 2 | Forest Hill Dairy | FO | 11/07/23 | 11/07/23 | 182 | No | >0.5 mi | >0.25 mi | | | | | MWG | 26P | 04/18/23 | Approved | 6 Corrective Action |
| 88 | 9790477 | 3 | Former UPS Freight | FO | 06/08/22 | 06/08/22 | 149 | Yes | >0.5 mi | >0.25 mi | | | | | DNC | - | 04/06/21 | Denied | 6 Corrective Action |
| 89 | 9790700 | 2 | AR Tristate Investments, Inc. | LT - SL | 09/14/23 | 09/15/23 | 437 | No | <0.1 mi | Within WHPA | | | | | DAS | 21N | 07/09/19 | Approved | 6 Corrective Action |
| 90 | 9790812 | 6 | Hajjeh Express Center | LT - SL | 05/21/23 | 05/21/23 | 189 | Yes | >0.5 mi | >0.25 mi | 01-2012-170-RR | 06/22/23 | POTW | 11/03/23 | DAS | * | 04/19/21 | Approved | 6 Corrective Action |
| 91 | 9790821 | 4 | The Market #135 | FO | 02/20/16 | 05/29/20 | 209 | No | >0.5 mi | >0.25 mi | 03-2013-188-R | 02/28/18 | POTW | 09/14/18 | RAH | 20F | 11/18/13 | Approved | 6 Corrective Action |
| 92 | 9790876 | 1 | Chism Express | LT - SL | | | | | | | | | | | DAS | 27P | 04/03/23 | Approved | 3 Release Investigation |
| 93 | 9791072 | 3 | GSO Midtown | FO | 09/27/23 | 11/01/23 | 397 | Yes | >0.5 mi | >0.25 mi | | | | 11/01/23 | RAH | 28P | 04/18/23 | Approved | 6 Corrective Action |
| 94 | 9791177 | 3 | Maintenance Warehouse | LT - SL | 09/25/19 | 09/25/19 | 244 | Yes | >0.5 mi | >0.25 mi | 08-2009-001-R | 09/14/20 | POTW | 10/12/22 | DAS | 32L | 04/08/19 | Approved | 6 Corrective Action |
| 95 | 9791231 | 2 | Walnut Grove Road, Inc. | FO | 08/03/23 | 08/03/23 | 219 | Yes | >0.5 mi | >0.25 mi | | | | | RAH | 22N | 03/09/22 | Approved | 6 Corrective Action |
| 96 | 9791289 | 4 | Hop In no. 334 | FO | | | | | | | | | | | RAH | 29P | 11/29/23 | Pending | 3 Release Investigation |
| 97 | 9791319 | 2 | #5-0042 Davis Exxon Service Ctr. | LT - SL | 10/12/15 | 10/12/15 | 182 | No | >0.5 mi | >0.25 mi | | | UIC | | DAS | 39D | 05/24/10 | Approved | 6 Corrective Action |
| 98 | 9791434 | 1 | EZ Food Mart | LT - SL | 11/12/23 | 11/12/23 | 484 | Yes | 0.25 to 0.5 mi | Within WHPA | | | | 12/07/23 | DAS | 30P | 05/11/20 | Approved | 6 Corrective Action |
| 99 | 9791436 | 2 | EAST RAINES OIL CITY | LT - SL | 01/15/21 | 11/25/20 | 142 | No | >0.5 mi | >0.25 mi | 11-2012-187-RR | 07/27/22 | POTW | 06/30/21 | DAS | 28M | 05/16/19 | Approved | 6 Corrective Action |
| 100 | 9791622 | 2 | Texaco Food Mart | LT - SL | 07/27/07 | 05/29/20 | 120 | No | >0.5 mi | >0.25 mi | 11-2012-185-RR | 11/08/21 | POTW | 10/12/22 | DAS | 31K | 11/01/06 | Approved | 7 Closure Monitoring |
| 101 | 9791861 | 5 | Walnut Grove Market | FO | 04/10/19 | 05/29/20 | 267 | Yes | >0.5 mi | >0.25 mi | 07-2010-117-RR | 05/07/19 | POTW | 10/12/20 | DNC | * | 08/28/18 | Approved | 7 Closure Monitoring |
| 102 | 9791973 | 2 | Stage Express | FO | 04/23/21 | 04/08/21 | 129 | No | >0.5 mi | >0.25 mi | 05-2009-026-RR | 05/01/23 | POTW | 12/16/21 | RAH | 29M | 09/10/20 | Approved | 7 Closure Monitoring |
| 103 | 9792331 | 2 | Riverdale Gas and Grocery | FO | 03/19/21 | 06/03/20 | 142 | No | >0.5 mi | >0.25 mi | 02-2011-139-RR | 03/29/23 | POTW | 11/01/23 | DAS | 34K | 11/29/18 | Approved | 7 Closure Monitoring |
| 104 | 9792698 | 1 | Chelsea | FO | 08/29/23 | 08/29/23 | 177 | No | >0.5 mi | 0.1 to 0.25 mi | | | | | MWG | - | 03/21/23 | Approved | 7 Closure Monitoring |
| 105 | 9793643 | 1 | Macon Express | ENF | 03/31/23 | 03/31/23 | 179 | Yes | >0.5 mi | >0.25 mi | | | | | GLS | 23N | 03/23/22 | Appealed | 6 Corrective Action |

TAB 6

Reimbursable Contamination Projects (phase XV plan item #1)

REIMBURSABLE PROJECTS

12/27/23

| | Facility ID# | Case # | Facility Name | Sec | TGD-017 | CP Date | Score | FP | DW Well | WHPA | System ID # | CAS Start Up | Discharge | APER | Case Mgr | PPP # | Disc Date | \$\$\$ | Current Status |
|----|--------------|--------|--|---------|----------|----------|-------|-----|----------------|----------------|----------------------------------|-----------------------|-----------|----------|----------|-------|-----------|----------|-------------------------|
| 1 | 1300137 | 3 | Creekside Market 3 | FO | 03/01/21 | 05/03/21 | 197 | Yes | >0.5 mi | >0.25 mi | 04-2011-142-RR | 02/15/22 | NPDES | 07/29/22 | MWG | 1L | 11/13/19 | Approved | 6 Corrective Action |
| 2 | 1370026 | 3 | St. Clair Place | ENF | | | | | | | | | | | MWG | 1N | 11/30/21 | Approved | 3 Release Investigation |
| 3 | 1370084 | 3 | Quick Stop Market 12 | FO | 10/17/22 | 10/16/22 | 100 | No | >0.5 mi | >0.25 mi | 10-2011-165-R | 04/14/20 | POTW | 02/01/23 | MWG | 2N | 05/17/22 | Approved | 6 Corrective Action |
| 4 | 1820018 | 2 | Appco No. 6 | FO | 06/16/23 | 06/16/23 | 175 | No | >0.5 mi | >0.25 mi | | | | | MWG | 1P | 01/18/23 | Approved | 6 Corrective Action |
| 5 | 1900113 | 3 | Reinhart Foodservice LLC | FO | 08/23/22 | 08/26/22 | 100 | Yes | >0.5 mi | >0.25 mi | | | | 02/01/23 | MWG | 3N | 03/10/22 | Approved | 7 Closure Monitoring |
| 6 | 2010076 | 1 | Lee's Food Mart no.125 | FO | 01/20/21 | 01/20/21 | 385 | No | <0.1 mi | >0.25 mi | 08-2009-058-RR | 10/09/19 | NPDES | 06/23/21 | DNC | 4K | 02/27/18 | Approved | 7 Closure Monitoring |
| 7 | 2070042 | 3 | Jeff's Gas and Tobacco | LT - SL | 09/08/23 | 09/05/23 | 122 | No | >0.5 mi | >0.25 mi | | | | | DNC | - | 12/09/22 | Approved | 7 Closure Monitoring |
| 8 | 2150095 | 1 | Sherry's Market | LT - SL | | | | | | | | | | | BRK | 2P | 06/01/20 | Approved | 3 Release Investigation |
| 9 | 2290060 | 23 | Rutledge Marathon | FO | | | | | | | | | | | RAH | 3P | 08/04/23 | Approved | 3 Release Investigation |
| 10 | 2320022 | 6 | Carroll's Grocery | FO | 05/29/20 | 05/29/20 | 322 | No | >0.5 mi | <0.1 mi | 05-2011-146-R | 08/10/21 | POTW | 07/07/21 | RAH | 11L | 09/23/19 | Approved | 6 Corrective Action |
| 11 | 2450038 | 4 | Douglas Lake Market | FO | | | | | | | | | | | RAH | 4P | 06/27/23 | Pending | 3 Release Investigation |
| 12 | 2450179 | 1 | Pilot No. 4596 | FO | | | | | | | | | | | RAH | 5P | 04/19/23 | Approved | 3 Release Investigation |
| 13 | 2470438 | 5 | Pilot Travel Center #270 | FO | 02/15/19 | 07/16/21 | 108 | Yes | >0.5 mi | >0.25 mi | 09-2010-129-R | 11/05/18 | NPDES | 01/28/20 | RAH | 3H | 03/14/16 | Approved | 6 Corrective Action |
| 14 | 2470568 | 2 | Rocky Top Market no.10 | FO | 12/16/22 | 12/19/22 | 287 | No | >0.5 mi | >0.25 mi | | | | | RAH | 4N | 07/19/22 | Approved | 7 Closure Monitoring |
| 15 | 2650032 | 1 | The Trading Post | LT - SL | 02/09/23 | 01/05/23 | 180 | No | >0.5 mi | >0.25 mi | | | | | BRK | 5N | 07/27/22 | Approved | 6 Corrective Action |
| 16 | 3060015 | 3 | Circle K Store no. 4703635 | FO | 07/09/21 | 07/12/21 | 232 | Yes | >0.5 mi | >0.25 mi | | | | | MWG | 5M | 08/24/20 | Approved | 7 Closure Monitoring |
| 17 | 3060191 | 3 | Circle K Store no. 4703629 | FO | 02/25/22 | 10/06/21 | 272 | No | 0.1 to 0.25 mi | <0.1 mi | | | NPDES | | MWG | 6M | 12/01/20 | Approved | 7 Closure Monitoring |
| 18 | 3330812 | 3 | Mapco Express No. 3537 | FO | 02/07/23 | 11/01/23 | 140 | Yes | >0.5 mi | >0.25 mi | | | | | RAH | 6N | 07/19/22 | Approved | 6 Corrective Action |
| 19 | 3330884 | 4 | Circle K Store No. 4703615 | FO | 10/05/23 | 10/05/23 | 102 | Yes | >0.5 mi | >0.25 mi | | | | | MWG | 6P | 01/05/23 | Approved | 6 Corrective Action |
| 20 | 4180180 | 5 | Circle K Store no. 4703620 | FO | | | | | | | | | | | RAH | 7P | 04/10/23 | Approved | 3 Release Investigation |
| 21 | 4440044 | 2 | K and K Market | FO | | | | | | | | | | | BRK | 8P | 08/02/23 | Approved | 3 Release Investigation |
| 22 | 4710034 | 3 | Lead Lap 2 | FO | 02/06/21 | 02/10/21 | 144 | Yes | >0.5 mi | >0.25 mi | 02-2010-099-RR, 08-2010-121-R | 03/18/19, 03/28/19 | POTW | 01/28/20 | DNC | 23J | 07/06/17 | Approved | 6 Corrective Action |
| 23 | 4710056 | 2 | Cookeville Express | FO | 06/08/22 | 06/08/22 | 182 | Yes | >0.5 mi | >0.25 mi | | | | 08/25/23 | BRK | 11M | 10/28/21 | Approved | 6 Corrective Action |
| 24 | 4710136 | 3 | Tom's Market | FO | 02/23/23 | 02/23/23 | 235 | No | >0.5 mi | >0.25 mi | | | | 08/25/23 | BRK | 8N | 06/28/22 | Approved | 6 Corrective Action |
| 25 | 4710202 | 4 | Wildwood Market | ENF | | | | | | | | | | | GLS | 9P | 04/10/23 | Pending | 3 Release Investigation |
| 26 | 4710295 | 1 | Love's Travel Stop #330 | FO | 10/31/23 | 10/31/23 | 157 | No | >0.5 mi | >0.25 mi | | | | | DNC | 10P | 05/10/22 | Appealed | 6 Corrective Action |
| 27 | 4890077 | 2 | Pump N Pay West | FO | | | | | | | | | | | DNC | 11P | 10/31/22 | Pending | 3 Release Investigation |
| 28 | 4930009 | 1 | Highway 70 Market | FO | 09/25/23 | 06/26/23 | 190 | Yes | >0.5 mi | >0.25 mi | | | | | BRK | 12P | 12/20/22 | Approved | 6 Corrective Action |
| 29 | 5190576 | 2 | Spirit Market | LT - SL | 08/17/21 | 11/01/21 | 80 | Yes | >0.5 mi | >0.25 mi | | | | | DNC | 14M | 09/01/16 | Approved | 6 Corrective Action |
| 30 | 5191058 | 3 | 6602 Twice Daily | FO | | | | | | | | | | | KHH | 13P | 05/23/23 | Approved | 3 Release Investigation |
| 31 | 5430090 | 1 | That Store and Wheezies Kitchen | FO | 12/21/23 | 12/06/23 | 315 | No | <0.1 mi | >0.25 mi | | | | | MWG | 14P | 05/16/23 | Approved | 6 Corrective Action |
| 32 | 5740013 | 3 | AM Express 1 | FO | 03/23/21 | 02/26/21 | 122 | No | >0.5 mi | >0.25 mi | | | | | RAH | 15M | 07/14/20 | Approved | 6 Corrective Action |
| 33 | 5740062 | 2 | Ridgetop Shell | FO | 03/11/22 | 03/10/22 | 137 | No | >0.5 mi | >0.25 mi | | | | | MWG | 16M | 09/03/21 | Approved | 6 Corrective Action |
| 34 | 5740137 | 2 | Sudden Service no 39 | FO | 09/01/23 | 07/21/23 | 0 | No | | | | | | | KHH | - | 11/21/22 | Approved | 7 Closure Monitoring |
| 35 | 5750161 | 1 | 96 Market | FO | 08/01/23 | 09/18/23 | 262 | No | >0.5 mi | >0.25 mi | | | NPDES | 11/01/23 | KHH | 15P | 08/03/22 | Approved | 6 Corrective Action |
| 36 | 5839035 | 1 | Gallatin Town Creek Greenway Project | LT - SL | 06/06/19 | 05/07/20 | 220 | No | >0.5 mi | >0.25 mi | | | UIC | | DNC | 21L | 11/13/18 | Approved | 7 Closure Monitoring |
| 37 | 5940072 | 1 | Mapco Express no. 3409 | FO | | | | | | | | | | | KHH | 16P | 07/25/23 | Approved | 3 Release Investigation |
| 38 | 5950161 | 4 | Lakeside Market | FO | 01/02/19 | 12/27/18 | 220 | Yes | >0.5 mi | >0.25 mi | | | UIC | 12/19/19 | DNC | 24K | 01/24/18 | Approved | 7 Closure Monitoring |
| 39 | 6520082 | 1 | Parsley's Market and Deli | FO | 01/21/22 | 01/21/22 | 412 | No | <0.1 mi | >0.25 mi | | | | | BRK | 17M | 07/21/21 | Approved | 6 Corrective Action |
| 40 | 7030021 | 1 | Hollowell's Exxon | LT - SL | 10/15/22 | 10/15/22 | 327 | No | <0.1 mi | >0.25 mi | | | | | BRK | 10N | 08/16/21 | Approved | 6 Corrective Action |
| 41 | 7030033 | 2 | One9 No. 1366 (former North Forty Trucksto | FO | 08/03/23 | | | | | | | | | | RAH | - | 10/31/22 | Approved | 7 Closure Monitoring |
| 42 | 7090092 | 1 | Cornerstone Mart | FO | 12/19/22 | 10/17/22 | 309 | No | 0.25 to 0.5 mi | <0.1 mi | | | | | MWG | 23L | 06/18/19 | Approved | 6 Corrective Action |
| 43 | 7170049 | 1 | ABC Mart 2 (Alamo BP Inc.) | FO | 12/03/20 | 12/03/20 | 199 | No | >0.5 mi | 0.1 to 0.25 mi | | | | 12/07/23 | DAS | 24L | 10/26/19 | Approved | 6 Corrective Action |
| 44 | 7230187 | 1 | Harper's Market | LT - SL | | | | | | | | | | | SLJ | 17P | 08/18/23 | Approved | 3 Release Investigation |

REIMBURSABLE PROJECTS

12/27/23

| | Facility ID# | Case # | Facility Name | Sec | TGD-017 | CP Date | Score | FP | DW Well | WHPA | System ID # | CAS Start Up | Discharge | APER | Case Mgr | PPP # | Disc Date | \$\$\$ | Current Status |
|----|--------------|--------|---------------------------------------|---------|----------|----------|-------|-----|----------------|----------------|---|------------------------------------|-----------|----------|----------|-------|-----------|----------|-------------------------|
| 45 | 7270125 | 1 | Patterson | LT - SL | 05/18/20 | 06/01/20 | 249 | No | 0.25 to 0.5 mi | 0.1 to 0.25 mi | 01-2011-138-R | 02/21/22 | NPDES | 09/08/22 | DAS | 20M | 08/15/19 | Approved | 7 Closure Monitoring |
| 46 | 7270201 | 1 | Little General #29 | FO | 12/01/22 | 12/01/22 | 217 | Yes | >0.5 mi | >0.25 mi | | | POTW | 02/01/23 | MWG | 13N | 08/17/21 | Approved | 6 Corrective Action |
| 47 | 7660054 | 1 | Kay And Fay Grocery | LT - SL | 05/20/23 | 05/20/23 | 207 | No | 0.1 to 0.25 mi | >0.25 mi | | | | | SLJ | 14N | 01/03/22 | Approved | 6 Corrective Action |
| 48 | 7660070 | 1 | Northside Market | LT - SL | 12/13/23 | 12/13/23 | 319 | No | <0.1 mi | >0.25 mi | | | | | SLJ | 18P | 08/22/22 | Approved | 6 Corrective Action |
| 49 | 7920079 | 3 | Company Unit #2 | FO | 01/21/18 | 08/28/20 | 307 | No | >0.5 mi | <0.1 mi | 04-2009-018-R | 02/06/18 | NPDES | 08/30/19 | DAS | 29J | 02/22/17 | Approved | 6 Corrective Action |
| 50 | 7920118 | 1 | Michael W Fortner | LT - SL | | | | | | | | | | | SLJ | 19P | 07/10/23 | Approved | 3 Release Investigation |
| 51 | 7920148 | 1 | Essary's Conv 2 (Martin Exxon) | FO | 05/17/23 | 05/17/23 | 247 | No | 0.1 to 0.25 mi | >0.25 mi | | | | | DNC | - | 12/23/19 | Approved | 7 Closure Monitoring |
| 52 | 8200038 | 1 | OSCAR GIBSON AND CO. | LT - SL | 06/18/21 | 06/18/21 | 322 | No | <0.1 mi | >0.25 mi | 08-2010-122-R | 10/19/22 | NPDES | 10/11/21 | BRK | 22M | 07/26/19 | Approved | 6 Corrective Action |
| 53 | 8240097 | 1 | Bull Market B #17 | FO | 07/22/09 | 06/29/21 | 209 | No | >0.5 mi | >0.25 mi | 11-2010-131-R | 08/19/14 | NPDES | 03/01/18 | RAH | 60B | 07/23/08 | Approved | 6 Corrective Action |
| 54 | 8249002 | 1 | HWY 64 WEST - SOMERVILLE PROJECT | LT - SL | 01/14/20 | 01/14/20 | 234 | Yes | 0.25 to 0.5 mi | >0.25 mi | 07-2009-040-R, 08-2009-001-PCR, 10-2009-069-RRR | 11/09/16, 03/28/12, 11/16/22 | NPDES | 10/22/22 | DAS | * | 05/10/05 | Approved | 6 Corrective Action |
| 55 | 8350022 | 5 | Bull Market Inc | FO | | | | | | | | | | | RAH | 20P | 06/19/23 | Approved | 3 Release Investigation |
| 56 | 8350058 | 2 | Middleton Quick Stop | FO | | | | | | | | | | | RAH | 21P | 07/27/23 | Pending | 3 Release Investigation |
| 57 | 8350107 | 1 | Bull Market No. 2 | FO | | | | | | | | | | | MWG | 22P | 05/16/23 | Approved | 3 Release Investigation |
| 58 | 8350109 | 2 | Jay Nand LLC dba Yopp's Food Mart | FO | | | | | | | | | | | DAS | 23P | 07/18/23 | Approved | 3 Release Investigation |
| 59 | 8360005 | 3 | Maruti Food Mart LLC dba 57 Food Mart | ENF | 08/16/19 | 09/06/19 | 238 | Yes | >0.5 mi | >0.25 mi | | | | | SEW | 16N | 03/29/18 | Appealed | 6 Corrective Action |
| 60 | 8380043 | 1 | MULLIGANS GROCERY | LT - SL | 10/29/22 | 10/29/22 | 304 | No | <0.1 mi | >0.25 mi | | | | | DAS | 17N | 07/12/91 | Approved | 6 Corrective Action |
| 61 | 8380044 | 4 | N. R. Newman | LT - SL | 05/19/19 | 07/02/19 | 159 | Yes | >0.5 mi | >0.25 mi | 08-2009-047-RR, 10-2009-072-RR, 07-2009-039-R | 01/04/22, 12/06/21, 12/14/21 | NPDES | 10/12/22 | DAS | 27K | 01/24/18 | Approved | 6 Corrective Action |
| 62 | 8390152 | 1 | 101 Travel Plaza | LT - SL | 06/18/21 | 06/18/21 | 47 | Yes | >0.5 mi | >0.25 mi | | | NPDES | 12/07/23 | DAS | 24P | 06/17/15 | Approved | 6 Corrective Action |
| 63 | 8490130 | 1 | CENTRAL GROCERY | LT - SL | 06/30/21 | 06/30/21 | 237 | No | 0.25 to 0.5 mi | >0.25 mi | 12-2009-091-R | 10/12/22 | | 10/11/21 | BRK | 30L | 07/10/19 | Approved | 7 Closure Monitoring |
| 64 | 8550009 | 1 | Bethel Texaco | LT - SL | 09/16/23 | 04/19/23 | 219 | No | 0.25 to 0.5 mi | >0.25 mi | 07-2008-004-PCR | 10/22/13 | NPDES | 06/18/18 | DNC | 25 | 08/12/93 | Approved | 6 Corrective Action |
| 65 | 8570017 | 1 | JOHNNY BOLD'S GARAGE | LT - SL | 12/22/15 | 07/14/21 | 379 | No | >0.5 mi | Within WHPA | 01-2010-109-RR, 08-2010-123-RR, 08-2011-158-RR | 04/13/20, 04/06/20, 03/30/20 | NPDES | 07/14/21 | DAS | 31J | 10/22/13 | Approved | 6 Corrective Action |
| 66 | 8570126 | 1 | Harrison Grocery | LT - SL | 07/27/22 | 07/29/22 | 347 | No | <0.1 mi | >0.25 mi | | | | | DAS | 18N | 08/23/21 | Approved | 7 Closure Monitoring |
| 67 | 8570133 | 6 | Highland Park Exxon Service Center | FO | | | | | | | | | | | MWG | 25P | 10/04/23 | Pending | 3 Release Investigation |
| 68 | 8570210 | 1 | East Chester Express | FO | 05/17/13 | 09/01/20 | 87 | No | >0.5 mi | >0.25 mi | 05-2009-029-R | 08/20/14 | POTW | 06/18/18 | DNC | 31D | 04/03/12 | Approved | 6 Corrective Action |
| 69 | 8570405 | 1 | Old Hickory Citgo #1 | LT - SL | 03/04/09 | 06/08/20 | 722 | No | <0.1 mi | Within WHPA | 06-2009-031-R, 04-2009-021-R, 04-2012-179-R | 12/12/16, 03/04/19, 11/02/18 | NPDES | 07/13/21 | DAS | 5A | 04/20/06 | Approved | 6 Corrective Action |
| 70 | 8840071 | 3 | Express Food Mart | FO | 04/03/23 | 12/21/22 | 282 | No | >0.5 mi | Within WHPA | | | | | MWG | 19N | 10/27/21 | Approved | 7 Closure Monitoring |
| 71 | 8840097 | 2 | Wooten Oil Co. | FO | 04/08/23 | 11/01/23 | 347 | Yes | 0.25 to 0.5 mi | Within WHPA | | | | | DAS | 20N | 02/23/22 | Approved | 6 Corrective Action |
| 72 | 9790237 | 2 | Forest Hill Dairy | FO | 11/07/23 | 11/07/23 | 182 | No | >0.5 mi | >0.25 mi | | | | | MWG | 26P | 04/18/23 | Approved | 6 Corrective Action |
| 73 | 9790700 | 2 | AR Tristate Investments, Inc. | LT - SL | 09/14/23 | 09/15/23 | 437 | No | <0.1 mi | Within WHPA | | | | | DAS | 21N | 07/09/19 | Approved | 6 Corrective Action |
| 74 | 9790812 | 6 | Hajjeh Express Center | LT - SL | 05/21/23 | 05/21/23 | 189 | Yes | >0.5 mi | >0.25 mi | 01-2012-170-RR | 06/22/23 | POTW | 11/03/23 | DAS | * | 04/19/21 | Approved | 6 Corrective Action |
| 75 | 9790821 | 4 | The Market #135 | FO | 02/20/16 | 05/29/20 | 209 | No | >0.5 mi | >0.25 mi | 03-2013-188-R | 02/28/18 | POTW | 09/14/18 | RAH | 20F | 11/18/13 | Approved | 6 Corrective Action |
| 76 | 9790876 | 1 | Chism Express | LT - SL | | | | | | | | | | | DAS | 27P | 04/03/23 | Approved | 3 Release Investigation |
| 77 | 9791072 | 3 | GSO Midtown | FO | 09/27/23 | 11/01/23 | 397 | Yes | >0.5 mi | >0.25 mi | | | | 11/01/23 | RAH | 28P | 04/18/23 | Approved | 6 Corrective Action |
| 78 | 9791177 | 3 | Maintenance Warehouse | LT - SL | 09/25/19 | 09/25/19 | 244 | Yes | >0.5 mi | >0.25 mi | 08-2009-001-R | 09/14/20 | POTW | 10/12/22 | DAS | 32L | 04/08/19 | Approved | 6 Corrective Action |
| 79 | 9791231 | 2 | Walnut Grove Road, Inc. | FO | 08/03/23 | 08/03/23 | 219 | Yes | >0.5 mi | >0.25 mi | | | | | RAH | 22N | 03/09/22 | Approved | 6 Corrective Action |
| 80 | 9791289 | 4 | Hop In no. 334 | FO | | | | | | | | | | | RAH | 29P | 11/29/23 | Pending | 3 Release Investigation |
| 81 | 9791319 | 2 | #5-0042 Davis Exxon Service Ctr. | LT - SL | 10/12/15 | 10/12/15 | 182 | No | >0.5 mi | >0.25 mi | | | UIC | | DAS | 39D | 05/24/10 | Approved | 6 Corrective Action |
| 82 | 9791434 | 1 | EZ Food Mart | LT - SL | 11/12/23 | 11/12/23 | 484 | Yes | 0.25 to 0.5 mi | Within WHPA | | | | 12/07/23 | DAS | 30P | 05/11/20 | Approved | 6 Corrective Action |

REIMBURSABLE PROJECTS

12/27/23

| | Facility ID# | Case # | Facility Name | Sec | TGD-017 | CP Date | Score | FP | DW Well | WHPA | System ID # | CAS Start Up | Discharge | APER | Case Mgr | PPP # | Disc Date | \$\$\$ | Current Status |
|----|--------------|--------|---------------------------|---------|----------|----------|-------|-----|---------|----------------|----------------|--------------|-----------|----------|----------|-------|-----------|----------|----------------------|
| 83 | 9791436 | 2 | EAST RAINES OIL CITY | LT - SL | 01/15/21 | 11/25/20 | 142 | No | >0.5 mi | >0.25 mi | 11-2012-187-RR | 07/27/22 | POTW | 06/30/21 | DAS | 28M | 05/16/19 | Approved | 6 Corrective Action |
| 84 | 9791622 | 2 | Texaco Food Mart | LT - SL | 07/27/07 | 05/29/20 | 120 | No | >0.5 mi | >0.25 mi | 11-2012-185-RR | 11/08/21 | POTW | 10/12/22 | DAS | 31K | 11/01/06 | Approved | 7 Closure Monitoring |
| 85 | 9791861 | 5 | Walnut Grove Market | FO | 04/10/19 | 05/29/20 | 267 | Yes | >0.5 mi | >0.25 mi | 07-2010-117-RR | 05/07/19 | POTW | 10/12/20 | DNC | * | 08/28/18 | Approved | 7 Closure Monitoring |
| 86 | 9791973 | 2 | Stage Express | FO | 04/23/21 | 04/08/21 | 129 | No | >0.5 mi | >0.25 mi | 05-2009-026-RR | 05/01/23 | POTW | 12/16/21 | RAH | 29M | 09/10/20 | Approved | 7 Closure Monitoring |
| 87 | 9792331 | 2 | Riverdale Gas and Grocery | FO | 03/19/21 | 06/03/20 | 142 | No | >0.5 mi | >0.25 mi | 02-2011-139-RR | 03/29/23 | POTW | 11/01/23 | DAS | 34K | 11/29/18 | Approved | 7 Closure Monitoring |
| 88 | 9792698 | 1 | Chelsea | FO | 08/29/23 | 08/29/23 | 177 | No | >0.5 mi | 0.1 to 0.25 mi | | | | | MWG | - | 03/21/23 | Approved | 7 Closure Monitoring |
| 89 | 9793643 | 1 | Macon Express | ENF | 03/31/23 | 03/31/23 | 179 | Yes | >0.5 mi | >0.25 mi | | | | | GLS | 23N | 03/23/22 | Appealed | 6 Corrective Action |

TAB 7

**Reimbursable Projects to Proceed with Corrective Action
(phase XV plan item #1)**

REIMBURSABLE PROJECTS WITHOUT CAS TO MOVE FORWARD

12/27/23

| | Facility ID# | Case # | Facility Name | Sec | TGD-017 | CP Date | Score | FP | DW Well | WHPA | System ID # | CAS Start Up | Discharge | APER | Case Mgr | PPP # | Disc Date | \$\$\$ | Current Status |
|----|--------------|--------|------------------------------------|---------|----------|----------|-------|-----|----------------|-------------|-------------|--------------|-----------|----------|----------|-------|-----------|----------|-------------------------|
| 1 | 1820018 | 2 | Appco No. 6 | FO | 06/16/23 | 06/16/23 | 175 | No | >0.5 mi | >0.25 mi | | | | | MWG | 1P | 01/18/23 | Approved | 6 Corrective Action |
| 2 | 2150095 | 1 | Sherry's Market | LT - SL | | | | | | | | | | | BRK | 2P | 06/01/20 | Approved | 3 Release Investigation |
| 3 | 2290060 | 23 | Rutledge Marathon | FO | | | | | | | | | | | RAH | 3P | 08/04/23 | Approved | 3 Release Investigation |
| 4 | 2450038 | 4 | Douglas Lake Market | FO | | | | | | | | | | | RAH | 4P | 06/27/23 | Pending | 3 Release Investigation |
| 5 | 2450179 | 1 | Pilot No. 4596 | FO | | | | | | | | | | | RAH | 5P | 04/19/23 | Approved | 3 Release Investigation |
| 6 | 3330884 | 4 | Circle K Store No. 4703615 | FO | 10/05/23 | 10/05/23 | 102 | Yes | >0.5 mi | >0.25 mi | | | | | MWG | 6P | 01/05/23 | Approved | 6 Corrective Action |
| 7 | 4180180 | 5 | Circle K Store no. 4703620 | FO | | | | | | | | | | | RAH | 7P | 04/10/23 | Approved | 3 Release Investigation |
| 8 | 4440044 | 2 | K and K Market | FO | | | | | | | | | | | BRK | 8P | 08/02/23 | Approved | 3 Release Investigation |
| 9 | 4710202 | 4 | Wildwood Market | ENF | | | | | | | | | | | GLS | 9P | 04/10/23 | Pending | 3 Release Investigation |
| 10 | 4710295 | 1 | Love's Travel Stop #330 | FO | 10/31/23 | 10/31/23 | 157 | No | >0.5 mi | >0.25 mi | | | | | DNC | 10P | 05/10/22 | Appealed | 6 Corrective Action |
| 11 | 4890077 | 2 | Pump N Pay West | FO | | | | | | | | | | | DNC | 11P | 10/31/22 | Pending | 3 Release Investigation |
| 12 | 4930009 | 1 | Highway 70 Market | FO | 09/25/23 | 06/26/23 | 190 | Yes | >0.5 mi | >0.25 mi | | | | | BRK | 12P | 12/20/22 | Approved | 6 Corrective Action |
| 13 | 5191058 | 3 | 6602 Twice Daily | FO | | | | | | | | | | | KHH | 13P | 05/23/23 | Approved | 3 Release Investigation |
| 14 | 5430090 | 1 | That Store and Wheezies Kitchen | FO | 12/21/23 | 12/06/23 | 315 | No | <0.1 mi | >0.25 mi | | | | | MWG | 14P | 05/16/23 | Approved | 6 Corrective Action |
| 15 | 5750161 | 1 | 96 Market | FO | 08/01/23 | 09/18/23 | 262 | No | >0.5 mi | >0.25 mi | | | NPDES | 11/01/23 | KHH | 15P | 08/03/22 | Approved | 6 Corrective Action |
| 16 | 5940072 | 1 | Mapco Express no. 3409 | FO | | | | | | | | | | | KHH | 16P | 07/25/23 | Approved | 3 Release Investigation |
| 17 | 7230187 | 1 | Harper's Market | LT - SL | | | | | | | | | | | SLJ | 17P | 08/18/23 | Approved | 3 Release Investigation |
| 18 | 7660070 | 1 | Northside Market | LT - SL | 12/13/23 | 12/13/23 | 319 | No | <0.1 mi | >0.25 mi | | | | | SLJ | 18P | 08/22/22 | Approved | 6 Corrective Action |
| 19 | 7920118 | 1 | Michael W Fortner | LT - SL | | | | | | | | | | | SLJ | 19P | 07/10/23 | Approved | 3 Release Investigation |
| 20 | 8350022 | 5 | Bull Market Inc | FO | | | | | | | | | | | RAH | 20P | 06/19/23 | Approved | 3 Release Investigation |
| 21 | 8350058 | 2 | Middleton Quick Stop | FO | | | | | | | | | | | RAH | 21P | 07/27/23 | Pending | 3 Release Investigation |
| 22 | 8350107 | 1 | Bull Market No. 2 | FO | | | | | | | | | | | MWG | 22P | 05/16/23 | Approved | 3 Release Investigation |
| 23 | 8350109 | 2 | Jay Nand LLC dba Yopp's Food Mart | FO | | | | | | | | | | | DAS | 23P | 07/18/23 | Approved | 3 Release Investigation |
| 24 | 8390152 | 1 | 101 Travel Plaza | LT - SL | 06/18/21 | 06/18/21 | 47 | Yes | >0.5 mi | >0.25 mi | | | NPDES | 12/07/23 | DAS | 24P | 06/17/15 | Approved | 6 Corrective Action |
| 25 | 8570133 | 6 | Highland Park Exxon Service Center | FO | | | | | | | | | | | MWG | 25P | 10/04/23 | Pending | 3 Release Investigation |
| 26 | 9790237 | 2 | Forest Hill Dairy | FO | 11/07/23 | 11/07/23 | 182 | No | >0.5 mi | >0.25 mi | | | | | MWG | 26P | 04/18/23 | Approved | 6 Corrective Action |
| 27 | 9790876 | 1 | Chism Express | LT - SL | | | | | | | | | | | DAS | 27P | 04/03/23 | Approved | 3 Release Investigation |
| 28 | 9791072 | 3 | GSO Midtown | FO | 09/27/23 | 11/01/23 | 397 | Yes | >0.5 mi | >0.25 mi | | | | 11/01/23 | RAH | 28P | 04/18/23 | Approved | 6 Corrective Action |
| 29 | 9791289 | 4 | Hop In no. 334 | FO | | | | | | | | | | | RAH | 29P | 11/29/23 | Pending | 3 Release Investigation |
| 30 | 9791434 | 1 | EZ Food Mart | LT - SL | 11/12/23 | 11/12/23 | 484 | Yes | 0.25 to 0.5 mi | Within WHPA | | | | 12/07/23 | DAS | 30P | 05/11/20 | Approved | 6 Corrective Action |

TAB 8

**Reimbursable Projects with Operating Dual Phase
Corrective Action Systems
(phase XV plan item #2)**

REIMBURSABLE PROJECTS WITH OPERATING CAS
12/27/23

| | Facility ID# | Case # | Facility Name | Sec | TGD-017 | CP Date | Score | FP | DW Well | WHPA | System ID # | CAS Start Up | Discharge | APER | Case Mgr | PPP # | Disc Date | \$\$\$ | Current Status |
|----|--------------|--------|----------------------------------|---------|----------|----------|-------|-----|----------------|-------------|---|------------------------------------|-----------|----------|----------|-------|-----------|----------|---------------------|
| 1 | 1300137 | 3 | Creekside Market 3 | FO | 03/01/21 | 05/03/21 | 197 | Yes | >0.5 mi | >0.25 mi | 04-2011-142-RR | 02/15/22 | NPDES | 07/29/22 | MWG | 1L | 11/13/19 | Approved | 6 Corrective Action |
| 2 | 1370084 | 3 | Quick Stop Market 12 | FO | 10/17/22 | 10/16/22 | 100 | No | >0.5 mi | >0.25 mi | 10-2011-165-R | 04/14/20 | POTW | 02/01/23 | MWG | 2N | 05/17/22 | Approved | 6 Corrective Action |
| 3 | 2320022 | 6 | Carroll's Grocery | FO | 05/29/20 | 05/29/20 | 322 | No | >0.5 mi | <0.1 mi | 05-2011-146-R | 08/10/21 | POTW | 07/07/21 | RAH | 11L | 09/23/19 | Approved | 6 Corrective Action |
| 4 | 2470438 | 5 | Pilot Travel Center #270 | FO | 02/15/19 | 07/16/21 | 108 | Yes | >0.5 mi | >0.25 mi | 09-2010-129-R | 11/05/18 | NPDES | 01/28/20 | RAH | 3H | 03/14/16 | Approved | 6 Corrective Action |
| 5 | 4710034 | 3 | Lead Lap 2 | FO | 02/06/21 | 02/10/21 | 144 | Yes | >0.5 mi | >0.25 mi | 02-2010-099-RR, 08-2010-121-R | 03/18/19, 03/28/19 | POTW | 01/28/20 | DNC | 23J | 07/06/17 | Approved | 6 Corrective Action |
| 6 | 7920079 | 3 | Company Unit #2 | FO | 01/21/18 | 08/28/20 | 307 | No | >0.5 mi | <0.1 mi | 04-2009-018-R | 02/06/18 | NPDES | 08/30/19 | DAS | 29J | 02/22/17 | Approved | 6 Corrective Action |
| 7 | 8200038 | 1 | OSCAR GIBSON AND CO. | LT - SL | 06/18/21 | 06/18/21 | 322 | No | <0.1 mi | >0.25 mi | 08-2010-122-R | 10/19/22 | NPDES | 10/11/21 | BRK | 22M | 07/26/19 | Approved | 6 Corrective Action |
| 8 | 8240097 | 1 | Bull Market B #17 | FO | 07/22/09 | 06/29/21 | 209 | No | >0.5 mi | >0.25 mi | 11-2010-131-R | 08/19/14 | NPDES | 03/01/18 | RAH | 60B | 07/23/08 | Approved | 6 Corrective Action |
| 9 | 8249002 | 1 | HWY 64 WEST - SOMERVILLE PROJECT | LT - SL | 01/14/20 | 01/14/20 | 234 | Yes | 0.25 to 0.5 mi | >0.25 mi | 07-2009-040-R, 08-2009-001-PCR, 10-2009-069-RRR | 11/09/16, 03/28/12, 11/16/22 | NPDES | 10/22/22 | DAS | * | 05/10/05 | Approved | 6 Corrective Action |
| 10 | 8380044 | 4 | N. R. Newman | LT - SL | 05/19/19 | 07/02/19 | 159 | Yes | >0.5 mi | >0.25 mi | 08-2009-047-RR, 10-2009-072-RR, 07-2009-039-R | 01/04/22, 12/06/21, 12/14/21 | NPDES | 10/12/22 | DAS | 27K | 01/24/18 | Approved | 6 Corrective Action |
| 11 | 8550009 | 1 | Bethel Texaco | LT - SL | 09/16/23 | 04/19/23 | 219 | No | 0.25 to 0.5 mi | >0.25 mi | 07-2008-004-PCR | 10/22/13 | NPDES | 06/18/18 | DNC | 25 | 08/12/93 | Approved | 6 Corrective Action |
| 12 | 8570017 | 1 | JOHNNY BOLD'S GARAGE | LT - SL | 12/22/15 | 07/14/21 | 379 | No | >0.5 mi | Within WHPA | 01-2010-109-RR, 08-2010-123-RR, 08-2011-158-RR | 04/13/20, 04/06/20, 03/30/20 | NPDES | 07/14/21 | DAS | 31J | 10/22/13 | Approved | 6 Corrective Action |
| 13 | 8570210 | 1 | East Chester Express | FO | 05/17/13 | 09/01/20 | 87 | No | >0.5 mi | >0.25 mi | 05-2009-029-R | 08/20/14 | POTW | 06/18/18 | DNC | 31D | 04/03/12 | Approved | 6 Corrective Action |
| 14 | 8570405 | 1 | Old Hickory Citgo #1 | LT - SL | 03/04/09 | 06/08/20 | 722 | No | <0.1 mi | Within WHPA | 06-2009-031-R, 04-2009-021-R, 04-2012-179-R | 12/12/16, 03/04/19, 11/02/18 | NPDES | 07/13/21 | DAS | 5A | 04/20/06 | Approved | 6 Corrective Action |
| 15 | 9790812 | 6 | Hajjeh Express Center | LT - SL | 05/21/23 | 05/21/23 | 189 | Yes | >0.5 mi | >0.25 mi | 01-2012-170-RR | 06/22/23 | POTW | 11/03/23 | DAS | * | 04/19/21 | Approved | 6 Corrective Action |
| 16 | 9790821 | 4 | The Market #135 | FO | 02/20/16 | 05/29/20 | 209 | No | >0.5 mi | >0.25 mi | 03-2013-188-R | 02/28/18 | POTW | 09/14/18 | RAH | 20F | 11/18/13 | Approved | 6 Corrective Action |
| 17 | 9791177 | 3 | Maintenance Warehouse | LT - SL | 09/25/19 | 09/25/19 | 244 | Yes | >0.5 mi | >0.25 mi | 08-2009-001-R | 09/14/20 | POTW | 10/12/22 | DAS | 32L | 04/08/19 | Approved | 6 Corrective Action |
| 18 | 9791436 | 2 | EAST RAINES OIL CITY | LT - SL | 01/15/21 | 11/25/20 | 142 | No | >0.5 mi | >0.25 mi | 11-2012-187-RR | 07/27/22 | POTW | 06/30/21 | DAS | 28M | 05/16/19 | Approved | 6 Corrective Action |

TAB 9

Reimbursable Projects in Closure Monitoring (phase XV plan item #3)

REIMBURSABLE PROJECTS IN CLOSURE MONITORING

12/27/23

| | Facility ID# | Case # | Facility Name | Sec | TGD-017 | CP Date | Score | FP | DW Well | WHPA | System ID # | CAS Start Up | Discharge | APER | Case Mgr | PPP # | Disc Date | \$\$\$ | Current Status |
|----|--------------|--------|--|---------|----------|----------|-------|-----|----------------|----------------|----------------|--------------|-----------|----------|----------|-------|-----------|----------|----------------------|
| 1 | 1900113 | 3 | Reinhart Foodservice LLC | FO | 08/23/22 | 08/26/22 | 100 | Yes | >0.5 mi | >0.25 mi | | | | 02/01/23 | MWG | 3N | 03/10/22 | Approved | 7 Closure Monitoring |
| 2 | 2010076 | 1 | Lee's Food Mart no.125 | FO | 01/20/21 | 01/20/21 | 385 | No | <0.1 mi | >0.25 mi | 08-2009-058-RR | 10/09/19 | NPDES | 06/23/21 | DNC | 4K | 02/27/18 | Approved | 7 Closure Monitoring |
| 3 | 2070042 | 3 | Jeff's Gas and Tobacco | LT - SL | 09/08/23 | 09/05/23 | 122 | No | >0.5 mi | >0.25 mi | | | | | DNC | - | 12/09/22 | Approved | 7 Closure Monitoring |
| 4 | 2470568 | 2 | Rocky Top Market no.10 | FO | 12/16/22 | 12/19/22 | 287 | No | >0.5 mi | >0.25 mi | | | | | RAH | 4N | 07/19/22 | Approved | 7 Closure Monitoring |
| 5 | 3060015 | 3 | Circle K Store no. 4703635 | FO | 07/09/21 | 07/12/21 | 232 | Yes | >0.5 mi | >0.25 mi | | | | | MWG | 5M | 08/24/20 | Approved | 7 Closure Monitoring |
| 6 | 3060191 | 3 | Circle K Store no. 4703629 | FO | 02/25/22 | 10/06/21 | 272 | No | 0.1 to 0.25 mi | <0.1 mi | | | NPDES | | MWG | 6M | 12/01/20 | Approved | 7 Closure Monitoring |
| 7 | 5740137 | 2 | Sudden Service no 39 | FO | 09/01/23 | 07/21/23 | 0 | No | | | | | | | KHH | - | 11/21/22 | Approved | 7 Closure Monitoring |
| 8 | 5839035 | 1 | Gallatin Town Creek Greenway Project | LT - SL | 06/06/19 | 05/07/20 | 220 | No | >0.5 mi | >0.25 mi | | | UIC | | DNC | 21L | 11/13/18 | Approved | 7 Closure Monitoring |
| 9 | 5950161 | 4 | Lakeside Market | FO | 01/02/19 | 12/27/18 | 220 | Yes | >0.5 mi | >0.25 mi | | | UIC | 12/19/19 | DNC | 24K | 01/24/18 | Approved | 7 Closure Monitoring |
| 10 | 7030033 | 2 | One9 No. 1366 (former North Forty Trucksto | FO | 08/03/23 | | | | | | | | | | RAH | - | 10/31/22 | Approved | 7 Closure Monitoring |
| 11 | 7270125 | 1 | Patterson | LT - SL | 05/18/20 | 06/01/20 | 249 | No | 0.25 to 0.5 mi | 0.1 to 0.25 mi | 01-2011-138-R | 02/21/22 | NPDES | 09/08/22 | DAS | 20M | 08/15/19 | Approved | 7 Closure Monitoring |
| 12 | 7920148 | 1 | Essary's Conv 2 (Martin Exxon) | FO | 05/17/23 | 05/17/23 | 247 | No | 0.1 to 0.25 mi | >0.25 mi | | | | | DNC | - | 12/23/19 | Approved | 7 Closure Monitoring |
| 13 | 8490130 | 1 | CENTRAL GROCERY | LT - SL | 06/30/21 | 06/30/21 | 237 | No | 0.25 to 0.5 mi | >0.25 mi | 12-2009-091-R | 10/12/22 | | 10/11/21 | BRK | 30L | 07/10/19 | Approved | 7 Closure Monitoring |
| 14 | 8570126 | 1 | Harrison Grocery | LT - SL | 07/27/22 | 07/29/22 | 347 | No | <0.1 mi | >0.25 mi | | | | | DAS | 18N | 08/23/21 | Approved | 7 Closure Monitoring |
| 15 | 8840071 | 3 | Express Food Mart | FO | 04/03/23 | 12/21/22 | 282 | No | >0.5 mi | Within WHPA | | | | | MWG | 19N | 10/27/21 | Approved | 7 Closure Monitoring |
| 16 | 9791622 | 2 | Texaco Food Mart | LT - SL | 07/27/07 | 05/29/20 | 120 | No | >0.5 mi | >0.25 mi | 11-2012-185-RR | 11/08/21 | POTW | 10/12/22 | DAS | 31K | 11/01/06 | Approved | 7 Closure Monitoring |
| 17 | 9791861 | 5 | Walnut Grove Market | FO | 04/10/19 | 05/29/20 | 267 | Yes | >0.5 mi | >0.25 mi | 07-2010-117-RR | 05/07/19 | POTW | 10/12/20 | DNC | * | 08/28/18 | Approved | 7 Closure Monitoring |
| 18 | 9791973 | 2 | Stage Express | FO | 04/23/21 | 04/08/21 | 129 | No | >0.5 mi | >0.25 mi | 05-2009-026-RR | 05/01/23 | POTW | 12/16/21 | RAH | 29M | 09/10/20 | Approved | 7 Closure Monitoring |
| 19 | 9792331 | 2 | Riverdale Gas and Grocery | FO | 03/19/21 | 06/03/20 | 142 | No | >0.5 mi | >0.25 mi | 02-2011-139-RR | 03/29/23 | POTW | 11/01/23 | DAS | 34K | 11/29/18 | Approved | 7 Closure Monitoring |
| 20 | 9792698 | 1 | Chelsea | FO | 08/29/23 | 08/29/23 | 177 | No | >0.5 mi | 0.1 to 0.25 mi | | | | | MWG | - | 03/21/23 | Approved | 7 Closure Monitoring |

TAB 10

Non-Reimbursable Projects (phase XV plan item #4)

NON-REIMBURSABLE PROJECTS

12/27/23

| | Facility ID# | Case # | Facility Name | Sec | TGD-017 | CP Date | Score | FP | DW Well | WHPA | System ID # | CAS Start Up | Discharge | APER | Case Mgr | PPP # | Disc Date | \$\$\$ | Current Status |
|----|--------------|--------|--|-----|----------|----------|-------|-----|---------|----------|------------------------------------|-----------------------|-----------|----------|----------|-------|-----------|--------|-------------------------|
| 1 | 2470305 | 1 | HANCOCK GROCERY | LT | 01/19/22 | 01/19/22 | 270 | Yes | <0.1 mi | >0.25 mi | | | | | DNC | - | 08/10/21 | LT | 7 Closure Monitoring |
| 2 | 2470585 | 1 | Ryder Truck Rental #0159 | FO | 04/24/08 | 07/15/21 | 102 | Yes | >0.5 mi | >0.25 mi | 07-2010-116-R | 10/27/14 | POTW | 08/01/18 | DNC | * | 08/02/89 | Closed | 6 Corrective Action |
| 3 | 2471218 | 4 | Pilot Oil No. 376 | FO | 01/30/20 | 01/08/20 | 157 | No | >0.5 mi | >0.25 mi | RP | 10/09/23 | POTW | - | DNC | - | 04/21/19 | Denied | 6 Corrective Action |
| 4 | 3060111 | 1 | Johnston Coca-Cola Co | FO | 02/05/14 | 06/05/15 | 100 | Yes | >0.5 mi | >0.25 mi | | | | | DNC | - | 04/14/87 | NA | 6 Corrective Action |
| 5 | 3060202 | 2 | Lehigh Gas Wholesale Services Inc TN0014 | FO | 01/15/20 | 11/24/21 | 107 | No | >0.5 mi | >0.25 mi | RP | 08/17/22 | NPDES | - | DNC | - | 03/05/19 | Denied | 6 Corrective Action |
| 6 | 3700060 | 2 | Hall's Grocery | LT | 06/26/20 | 07/16/20 | 485 | No | <0.1 mi | >0.25 mi | 12-2009-092-R | 03/03/21 | NPDES | 08/17/22 | BRK | - | 12/17/19 | LT | 6 Corrective Action |
| 7 | 4710026 | 1 | Express Mart (dba Speed Mart) | ENF | 03/31/23 | 03/30/23 | 155 | No | >0.5 mi | >0.25 mi | | | | | GLS | - | 10/07/20 | Denied | 6 Corrective Action |
| 8 | 5630031 | 3 | Q Pump | FO | 08/28/23 | 07/19/23 | 177 | Yes | >0.5 mi | >0.25 mi | | | | | DNC | - | 11/10/22 | Denied | 6 Corrective Action |
| 9 | 7230067 | 1 | Gatlin Grocery | LT | | | | | | | | | | | DAS | - | 12/04/19 | LT | 3 Release Investigation |
| 10 | 7400107 | 1 | W. S. Winsett | LT | 02/03/23 | 02/06/23 | 197 | No | >0.5 mi | >0.25 mi | 08-2011-156R1 | 08/21/23 | POTW | 11/01/23 | DAS | - | 09/14/21 | LT | 6 Corrective Action |
| 11 | 8380070 | 2 | Quick Stop No. 1 | FO | 05/26/23 | 05/30/23 | 167 | No | >0.5 mi | >0.25 mi | | | | | DNC | - | 08/24/22 | Denied | 6 Corrective Action |
| 12 | 8390055 | 1 | Mckee Grocery | LT | 04/04/18 | 06/03/20 | 164 | Yes | >0.5 mi | >0.25 mi | 08-2011-159-R | 01/14/20 | NPDES | 06/30/21 | BRK | - | 06/29/16 | LT | 6 Corrective Action |
| 13 | 8550080 | 1 | Barnett's Grocery | LT | 01/28/21 | 02/11/21 | 165 | No | >0.5 mi | >0.25 mi | 06-2011-150-RRR, 08-2011-157-RR | 03/29/22, 03/29/22 | NPDES | 09/08/22 | DAS | - | 07/01/15 | LT | 6 Corrective Action |
| 14 | 8570038 | 1 | Buford Pillow Groc. | LT | 08/23/23 | 08/23/23 | 322 | No | <0.1 mi | >0.25 mi | | | | | SLJ | - | 11/23/21 | LT | 6 Corrective Action |
| 15 | 8570394 | 1 | WILKINSON & TAYLOR WRECKER SERV | LT | | | | | | | | | | | SLJ | - | 03/06/23 | LT | 3 Release Investigation |
| 16 | 9790477 | 3 | Former UPS Freight | FO | 06/08/22 | 06/08/22 | 149 | Yes | >0.5 mi | >0.25 mi | | | | | DNC | - | 04/06/21 | Denied | 6 Corrective Action |

TAB 11

**Implementation Cost Calculator Spreadsheet –
Phase XV Costs,
Remaining Phase I through Phase XIV Costs**

UST Project Prioritization Phase XIV

December 2023

1. All sites moving forward to corrective action (30)

| | | | | |
|-------------------------|-----------|-----------------------------|-------------------------|--------------------|
| MEME events | # Sites | \$ Avg cost/MEME and report | | |
| | 30 | \$12,000 | | \$360,000 |
| CA Plan Preparation | # Sites | \$ Avg cost/CAP | | |
| | 30 | \$7,800 | | \$234,000 |
| Equipment Refurbishment | # Systems | \$ Avg cost/system* | \$ Avg cost/install | |
| | 30 | \$55,000 | \$45,000 | \$3,000,000 |
| Monthly O&M | # Systems | \$ Avg cost/month | Months/yr | |
| | 30 | \$6,000 | 12 | \$2,160,000 |
| Sampling | # Sites | \$ Avg cost/event | Events/year | |
| CABMR | 30 | \$6,000 | 1 | \$180,000 |
| CAMR-ab | 30 | \$4,000 | 1 | \$120,000 |
| CAMR | 30 | \$4,000 | 2 | \$240,000 |
| Reporting | # Reports | \$ Cost/report | Submittals/year | |
| CABMR | 30 | \$1,995 | 1 | \$59,850 |
| CAMR-ab | 30 | \$2,660 | 1 | \$79,800 |
| CAMR | 30 | \$2,270 | 2 | \$136,200 |
| | | | Total costs/year | \$6,209,850 |

2. Ongoing dual phase systems - currently 27 systems at 18 sites

| | | | | |
|-------------|-----------|-------------------|-------------------------|--------------------|
| Monthly O&M | # Systems | \$ Avg cost/month | Months/yr | |
| | 27 | \$6,000 | 12 | \$1,944,000 |
| Sampling | # Sites | \$ Avg cost/event | Events/year | |
| | 18 | \$4,000 | 2 | \$144,000 |
| Reporting | # Reports | \$ Cost/report | Submittals/year | |
| | 22.5 | \$2,270 | 2 | \$102,150 |
| | | | Total costs/year | \$2,190,150 |

3. Air Emissions Treatment

| | | | | |
|----------------------------|-----------|--------------------|-------------------------|-----------------|
| Capital Equipment Purchase | # Systems | \$ Avg cost/system | \$ Avg cost/install | |
| | 1 | \$75,000 (N/A) | 12,000 | \$12,000 |
| Monthly O&M | # Systems | \$ Avg cost/month | Months/yr | |
| | 1 | \$700 | 6 | \$4,200 |
| Electric costs | # Systems | \$ Avg cost/month | Months/yr | |
| | 1 | \$1,000 | 6 | \$6,000 |
| | | | Total costs/year | \$22,200 |

UST Project Prioritization Phase XIV

December 2023

4. Sites in closure monitoring - currently 20

| | # Sites | \$ Avg cost/event | | |
|-------------------------|---------|-------------------|--|------------------|
| 1 event | 7 | \$5,500 | | \$38,500 |
| 2 events | 5 | \$5,500 | | \$55,000 |
| 3 events | 2 | \$5,500 | | \$33,000 |
| 4 events | 0 | \$5,500 | | \$0 |
| MWA | 20 | variable | | \$193,018 |
| Total costs/year | | | | \$319,518 |

5. Innovative technology, pilot projects and case prioritization referrals

Total costs/year \$2,000,000

6. Money set aside for emergency response

Total costs/year \$2,000,000

7. New releases through Initial Site Characterization Report and TGD-017

| | # Sites | \$ Avg cost/event | | |
|--|---------|-------------------|--|--------------------|
| | 35 | \$30,000 | | \$1,050,000 |

Total cost to implement Phase XV (1st Year) **\$13,791,718**

FINANCES

Phase XV monies available - predicted

| | | |
|--|--------------|--|
| Fund balance June 30, 2023 | \$63,634,026 | |
| 2023 income from environmental assurance fee | \$20,053,880 | |
| | | |
| Administrative costs to run Division | \$11,347,832 | |
| Phase I through XIV costs in process and not yet submitted (estimated) | \$1,500,000 | |
| | | |
| Total cost to complete Phase I through XIV implementation | \$4,300,700 | |
| Total cost to implement Phase XV | \$13,791,718 | |

Predicted positive balance after Phase XV implementation (1st Year) **\$52,747,656**

UST Project Prioritization Phase XIV

December 2023

Phase XV ongoing costs (2nd Year)- predicted

| | | |
|----------------------------------|-------------------------|--------------------|
| 30 new sites in CA (#1) | | |
| O&M | | \$2,160,000 |
| Sampling | | \$240,000 |
| Reporting | | \$136,200 |
| Ongoing 27 systems (#2) | | \$2,190,150 |
| Closure monitoring (#3) | | \$0 |
| Innovative Technology (#4) | | \$2,000,000 |
| Emergency response (#5) | | \$2,000,000 |
| New releases moving forward (#6) | | \$1,050,000 |
| | Total costs/year | \$9,776,350 |

Phase XV monies available - predicted

| | | |
|---|--|--------------|
| Positive fund balance from Phase XV | | \$52,747,656 |
| Estimated Income from environmental assurance fee | | \$20,053,880 |
| | | |
| Administrative costs to run Division | | \$11,347,832 |
| Costs to maintain ongoing active sites (from phase XV - 2nd Year) | | \$9,776,350 |

| | | |
|---|--|---------------------|
| Positive balance Phase XV (2nd Year) - predicted | | \$51,677,354 |
|---|--|---------------------|