

Formula/Conversion Table

Water Treatment, Distribution, & Water Laboratory Exams



$$\text{Alkalinity, mg/L as CaCO}_3 = \frac{(\text{Titrant Volume, mL})(\text{Acid Normality})(50,000)}{\text{Sample Volume, mL}}$$

$$\text{Amps} = \frac{\text{Volts}}{\text{Ohms}}$$

$$\text{Area of Circle}^* = (0.785)(\text{Diameter}^2)$$

$$\text{Area of Circle} = (3.14)(\text{Radius}^2)$$

$$\text{Area of Cone (lateral area)} = (3.14)(\text{Radius})\sqrt{\text{Radius}^2 + \text{Height}^2}$$

$$\text{Area of Cone (total surface area)} = (3.14)(\text{Radius})(\text{Radius} + \sqrt{\text{Radius}^2 + \text{Height}^2})$$

$$\text{Area of Cylinder (total exterior surface area)} = [\text{End \#1 SA}] + [\text{End \#2 SA}] + [(3.14)(\text{Diameter})(\text{Height or Depth})]$$

Where SA = surface area

$$\text{Area of Rectangle}^* = (\text{Length})(\text{Width})$$

$$\text{Area of Right Triangle}^* = \frac{(\text{Base})(\text{Height})}{2}$$

$$\text{Average (arithmetic mean)} = \frac{\text{Sum of All Terms}}{\text{Number of Terms}}$$

$$\text{Average (geometric mean)} = [(X_1)(X_2)(X_3)(X_4)(X_n)]^{1/n} \quad \textit{The nth root of the product of n numbers}$$

$$\text{Blending} = (V_1)(C_1) + (V_2)(C_2) = (V_3)(C_3) \quad \textit{Where V = volume or flow, C = concentration or percent solution}$$

$$\text{Chemical Feed Pump Setting, \% Stroke} = \frac{\text{Desired Flow}}{\text{Maximum Flow}} \times 100\%$$

$$\text{Chemical Feed Pump Setting, mL/min} = \frac{(\text{Flow, MGD})(\text{Dose, mg/L})(3.785 \text{ L/gal})(1,000,000 \text{ gal/MG})}{(\text{Feed Chemical Density, mg/mL})(1,440 \text{ min/day})}$$

$$\text{Chemical Feed Pump Setting, mL/min} = \frac{(\text{Flow, m}^3/\text{day})(\text{Dose, mg/L})}{(\text{Feed Chemical Density, g/cm}^3)(\text{Active Chemical, \% expressed as a decimal})(1,440 \text{ min/day})}$$

$$\text{Circumference of Circle} = (3.14)(\text{Diameter})$$

$$\text{Composite Sample Single Portion} = \frac{(\text{Instantaneous Flow})(\text{Total Sample Volume})}{(\text{Number of Portions})(\text{Average Flow})}$$

$$\text{CT Calculation} = (\text{Disinfectant Residual Concentration, mg/L})(\text{Time, min})$$

$$\text{Degrees Celsius} = \frac{(\text{°F} - 32)}{1.8}$$

*Pie Wheel Format for this equation is available at the end of this document

$$\text{Degrees Fahrenheit} = (^{\circ}\text{C})(1.8) + 32$$

$$\text{Detention Time} = \frac{\text{Volume}}{\text{Flow}} \quad \text{Units must be compatible}$$

$$\text{Electromotive Force, volts}^* = (\text{Current, amps})(\text{Resistance, ohms})$$

$$\text{Feed Rate, lb/day}^* = \frac{(\text{Dosage, mg/L})(\text{Flow, MGD})(8.34 \text{ lb/gal})}{\text{Purity, \% expressed as a decimal}}$$

$$\text{Feed Rate, kg/day}^* = \frac{(\text{Dosage, mg/L})(\text{Flow Rate, m}^3/\text{day})}{(\text{Purity, \% expressed as a decimal})(1,000)}$$

$$\text{Feed Rate (Fluoride), lb/day} = \frac{(\text{Dosage, mg/L})(\text{Capacity, MGD})(8.34 \text{ lb/gal})}{(\text{Available Fluoride Ion, \% expressed as a decimal})(\text{Purity, \% expressed as a decimal})}$$

$$\text{Feed Rate (Fluoride), kg/day} = \frac{(\text{Dosage, mg/L})(\text{Capacity, m}^3/\text{day})}{(\text{Available Fluoride Ion, \% expressed as a decimal})(\text{Purity, \% expressed as a decimal})(1,000)}$$

$$\text{Feed Rate (Fluoride Saturator), gpm} = \frac{(\text{Plant capacity, gpm})(\text{Dosage, mg/L})}{18,000 \text{ mg/L}}$$

$$\text{Feed Rate (Fluoride Saturator), Lpm} = \frac{(\text{Plant capacity, Lpm})(\text{Dosage, mg/L})}{18,000 \text{ mg/L}}$$

$$\text{Filter Backwash Rise Rate, in/min} = \frac{(\text{Backwash Rate, gpm/ft}^2)(12 \text{ in/ft})}{7.48 \text{ gal/ft}^3}$$

$$\text{Filter Backwash Rise Rate, cm/min} = \frac{\text{Water Rise, cm}}{\text{Time, min}}$$

$$\text{Filter Drop Test Velocity, ft/min} = \frac{\text{Water Drop, ft}}{\text{Time of Drop, min}}$$

$$\text{Filter Drop Test Velocity, m/min} = \frac{\text{Water Drop, m}}{\text{Time of Drop, min}}$$

$$\text{Filter Loading Rate, gpm/ft}^2 = \frac{\text{Flow, gpm}}{\text{Filter area, ft}^2}$$

$$\text{Filter Loading Rate, L/sec/m}^2 = \frac{\text{Flow, L/sec}}{\text{Filter area, m}^2}$$

$$\text{Filter Yield, lb/hr/ft}^2 = \frac{(\text{Solids Loading, lb/day})(\text{Recovery, \% expressed as a decimal})}{(\text{Filter Operation, hr/day})(\text{Area, ft}^2)}$$

$$\text{Filter Yield, kg/hr/m}^2 = \frac{(\text{Solids Concentration, \% expressed as a decimal})(\text{Sludge Feed Rate, L/hr})(10)}{(\text{Surface Area of Filter, m}^2)}$$

*Pie Wheel Format for this equation is available at the end of this document

$$\text{Flow Rate, ft}^3/\text{sec}^* = (\text{Area, ft}^2)(\text{Velocity, ft/sec})$$

$$\text{Flow Rate, m}^3/\text{sec}^* = (\text{Area, m}^2)(\text{Velocity, m/sec})$$

$$\text{Force, lb}^* = (\text{Pressure, psi})(\text{Area, in}^2)$$

$$\text{Force, newtons}^* = (\text{Pressure, pascals})(\text{Area, m}^2)$$

$$\text{Hardness, as mg CaCO}_3/\text{L} = \frac{(\text{Titrant Volume, mL})(1,000)}{\text{Sample Volume, mL}} \quad \text{Only when the titration factor is 1.00 of EDTA}$$

$$\text{Horsepower, Brake, hp} = \frac{(\text{Flow, gpm})(\text{Head, ft})}{(3,960)(\text{Pump Efficiency, \% expressed as a decimal})}$$

$$\text{Horsepower, Brake, kW} = \frac{(9.8)(\text{Flow, m}^3/\text{sec})(\text{Head, m})}{(\text{Pump Efficiency, \% expressed as a decimal})}$$

$$\text{Horsepower, Motor, hp} = \frac{(\text{Flow, gpm})(\text{Head, ft})}{(3,960)(\text{Pump Efficiency, \% expressed as a decimal})(\text{Motor Efficiency, \% expressed as a decimal})}$$

$$\text{Horsepower, Motor, kW} = \frac{(9.8)(\text{Flow, m}^3/\text{sec})(\text{Head, m})}{(\text{Pump Efficiency, \% expressed as a decimal})(\text{Motor Efficiency, \% expressed as a decimal})}$$

$$\text{Horsepower, Water, hp} = \frac{(\text{Flow, gpm})(\text{Head, ft})}{3,960}$$

$$\text{Horsepower, Water, kW} = (9.8)(\text{Flow, m}^3/\text{sec})(\text{Head, m})$$

$$\text{Hydraulic Loading Rate, gpd/ft}^2 = \frac{\text{Total Flow Applied, gpd}}{\text{Area, ft}^2}$$

$$\text{Hydraulic Loading Rate, m}^3/\text{day/m}^2 = \frac{\text{Total Flow Applied, m}^3/\text{day}}{\text{Area, m}^2}$$

$$\text{Hypochlorite Strength, \%} = \frac{\text{Chlorine Required, lb}}{(\text{Hypochlorite Solution Needed, gal})(8.34 \text{ lb/gal})} \times 100\%$$

$$\text{Hypochlorite Strength, \%} = \frac{(\text{Chlorine Required, kg})(100)}{(\text{Hypochlorite Solution Needed, kg})}$$

$$\text{Langelier Saturation Index} = \text{pH} - \text{pHs}$$

$$\text{Leakage, gpd} = \frac{\text{Volume, gal}}{\text{Time, days}}$$

$$\text{Leakage, Lpd} = \frac{\text{Volume, L}}{\text{Time, days}}$$

$$\text{Loading Rate, lb/day}^* = (\text{Flow, MGD})(\text{Concentration, mg/L})(8.34 \text{ lb/gal})$$

*Pie Wheel Format for this equation is available at the end of this document

$$\text{Loading Rate, kg/day}^* = \frac{(\text{Volume, m}^3/\text{day})(\text{Concentration, mg/L})}{1,000}$$

$$\text{Mass, lb}^* = (\text{Volume, MG})(\text{Concentration, mg/L})(8.34 \text{ lb/gal})$$

$$\text{Mass, kg}^* = \frac{(\text{Volume, m}^3)(\text{Concentration, mg/L})}{1,000}$$

$$\text{Milliequivalent} = (\text{mL})(\text{Normality})$$

$$\text{Molarity} = \frac{\text{Moles of Solute}}{\text{Liters of Solution}}$$

$$\text{Normality} = \frac{\text{Number of Equivalent Weights of Solute}}{\text{Liters of Solution}}$$

$$\text{Number of Equivalent Weights} = \frac{\text{Total Weight}}{\text{Equivalent Weight}}$$

$$\text{Number of Moles} = \frac{\text{Total Weight}}{\text{Molecular Weight}}$$

$$\text{Power, kW} = \frac{(\text{Flow, L/sec})(\text{Head, m})(9.8)}{1,000}$$

$$\text{Reduction in Flow, \%} = \frac{(\text{Original Flow} - \text{Reduced Flow})(100\%)}{\text{Original Flow}}$$

$$\text{Removal, \%} = \frac{\text{In} - \text{Out}}{\text{In}} \times 100\%$$

$$\text{Slope, \%} = \frac{\text{Drop or Rise}}{\text{Distance}} \times 100\%$$

$$\text{Solids, mg/L} = \frac{(\text{Dry Solids, g})(1,000,000)}{\text{Sample Volume, mL}}$$

$$\text{Solids Concentration, mg/L} = \frac{\text{Weight, mg}}{\text{Volume, L}}$$

$$\text{Specific Gravity} = \frac{\text{Specific Weight of Substance, lb/gal}}{8.34 \text{ lb/gal}}$$

$$\text{Specific Gravity} = \frac{\text{Specific Weight of Substance, kg/L}}{1.0, \text{ kg/L}}$$

$$\text{Surface Loading Rate or Surface Overflow Rate, gpd/ft}^2 = \frac{\text{Flow, gpd}}{\text{Area, ft}^2}$$

$$\text{Surface Loading Rate or Surface Overflow Rate, Lpd/m}^2 = \frac{\text{Flow, Lpd}}{\text{Area, m}^2}$$

*Pie Wheel Format for this equation is available at the end of this document

Three Normal Equation = $(C_1 \times V_1) + (C_2 \times V_2) = (C_3 \times V_3)$ *Where $V_1 + V_2 = V_3$; C = concentration, V = volume or flow; Concentration units must match; Volume units must match*

Threshold Odor Number = $\frac{A+B}{A}$ *Where A = volume of odor causing sample, B = volume of odor free water*

Two Normal Equation = $(C_1 \times V_1) = (C_2 \times V_2)$ *Where C = Concentration, V = volume or flow; Concentration units must match; Volume units must match*

Velocity, ft/sec = $\frac{\text{Flow Rate, ft}^3/\text{sec}}{\text{Area, ft}^2}$

Velocity, ft/sec = $\frac{\text{Distance, ft}}{\text{Time, sec}}$

Velocity, m/sec = $\frac{\text{Flow Rate, m}^3/\text{sec}}{\text{Area, m}^2}$

Velocity, m/sec = $\frac{\text{Distance, m}}{\text{Time, sec}}$

Volume of Cone* = $(1/3)(0.785)(\text{Diameter}^2)(\text{Height})$

Volume of Cylinder* = $(0.785)(\text{Diameter}^2)(\text{Height})$

Volume of Rectangular Tank* = $(\text{Length})(\text{Width})(\text{Height})$

Water Use, gpcd = $\frac{\text{Volume of Water Produced, gpd}}{\text{Population}}$

Water Use, Lpcd = $\frac{\text{Volume of Water Produced, Lpd}}{\text{Population}}$

Watts (AC circuit) = $(\text{Volts})(\text{Amps})(\text{Power Factor})$

Watts (DC circuit) = $(\text{Volts})(\text{Amps})$

Weir Overflow Rate, gpd/ft = $\frac{\text{Flow, gpd}}{\text{Weir Length, ft}}$

Weir Overflow Rate, Lpd/m = $\frac{\text{Flow, Lpd}}{\text{Weir Length, m}}$

Wire-to-Water Efficiency, % = $\frac{\text{Water hp}}{\text{Motor hp}} \times 100\%$

Wire-to-Water Efficiency, % = $\frac{(\text{Flow, gpm})(\text{Total Dynamic Head, ft})(0.746 \text{ kW/hp})(100\%)}{(3,960)(\text{Electrical Demand, kW})}$

*Pie Wheel Format for this equation is available at the end of this document

Abbreviations

C Celsius	Lpmliters per minute
cfs cubic feet per second	LSILangelier Saturation Index
cm centimeters	mmeters
DO dissolved oxygen	MGmillion gallons
EMF electromotive force	MGDmillion US gallons per day
F Fahrenheit	mg/Lmilligrams per liter
ft feet	minminutes
ft lb foot-pound	mLmilliliters
g grams	MLmillion liters
gal US gallons	MLDmillion liters per day
gfd US gallons flux per day	ORPoxidation reduction potential
gpcd US gallons per capita per day	ppbparts per billion
gpd US gallons per day	ppmparts per million
gpg grains per US gallon	psipounds per square inch
gpm US gallons per minute	Qflow
hp horsepower	RPMrevolutions per minute
hr hours	SDIsludge density index
in inches	secsecond
kg kilograms	SSsettleable solids
km kilometers	TOCtotal organic carbon
kPa kilopascals	TSStotal suspended solids
kW kilowatts	TTHMtotal trihalomethanes
kWh kilowatt-hours	VSvolatile solids
L liters	Wwatts
lb pounds	ydyards
Lpcd liters per capita per day	yryears
Lpd liters per day	

Conversion Factors

1 acre = 43,560 ft ² = 4,046.9 m ²	1 inch = 2.54 cm
1 acre foot of water = 326,000 gal	1 liter per second = 0.0864 MLD
1 cubic foot of water = 7.48 gal = 62.4 lb	1 meter of water = 9.8 kPa
1 cubic foot per second = 0.646 MGD = 448.8 gpm	1 metric ton = 2,205 lb = 1,000 kg
1 cubic meter of water = 1,000 kg = 1,000 L = 264 gal	1 mile = 5,280 ft = 1.61 km
1 foot = 0.305 m	1 million US gallons per day = 694 gpm = 1.55 ft ³ /sec
1 foot of water = 0.433 psi	1 pound = 0.454 kg
1 gallon (US) = 3.785 L = 8.34 lb of water	1 pound per square inch = 2.31 ft of water = 6.89 kPa
1 grain per US gallon = 17.1 mg/L	1 square meter = 1.19 yd ²
1 hectare = 10,000 m ²	1 ton = 2,000 lb
1 horsepower = 0.746 kW = 746 W = 33,000 ft lb/min	1% = 10,000 mg/L
	π or pi = 3.14

Alkalinity Relationships

All Alkalinity expressed as mg/L as CaCO₃ ● P – phenolphthalein alkalinity ● T – total alkalinity

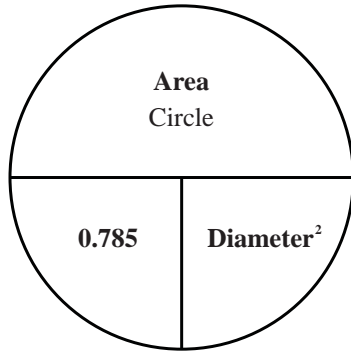
Result of Titration	Hydroxide Alkalinity	Carbonate Alkalinity	Bicarbonate Concentration
P = 0	0	0	T
P < ½T	0	2P	T – 2P
P = ½T	0	2P	0
P > ½T	2P – T	2(T – P)	0
P = T	T	0	0

*Pie Wheel Format for this equation is available at the end of this document

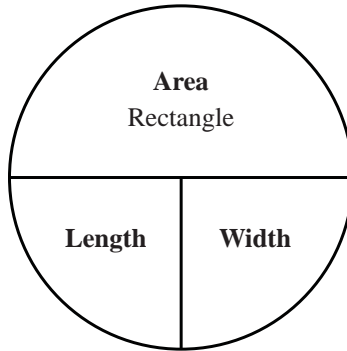
***Pie Wheels**

- To find the quantity above the horizontal line: multiply the pie wedges below the line together.
- To solve for one of the pie wedges below the horizontal line: cover that pie wedge, then divide the remaining pie wedge(s) into the quantity above the horizontal line.
- Given units must match the units shown in the pie wheel.
- When US and metric units or values differ, the metric is shown in parentheses, e.g. (m²).

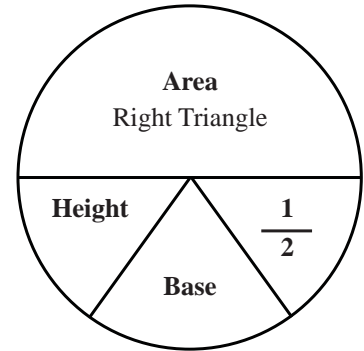
Area of Circle



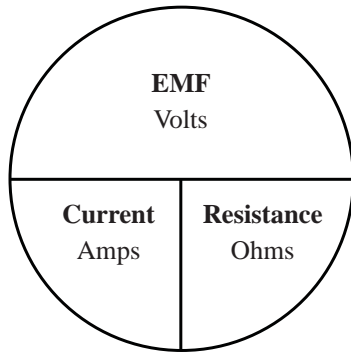
Area of Rectangle



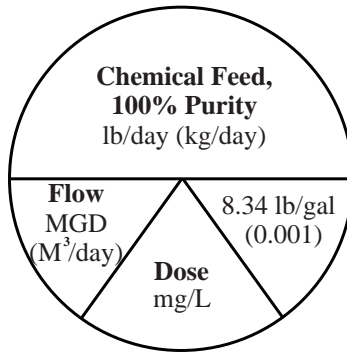
Area of Right Triangle



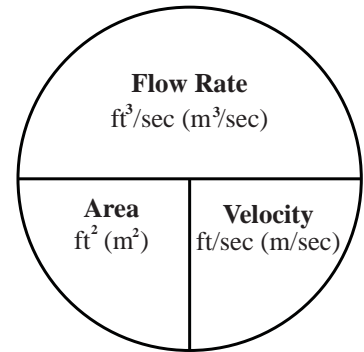
Electromotive Force (EMF), Volts



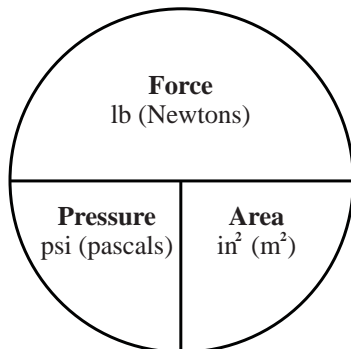
Feed Rate, lb/day (kg/day)



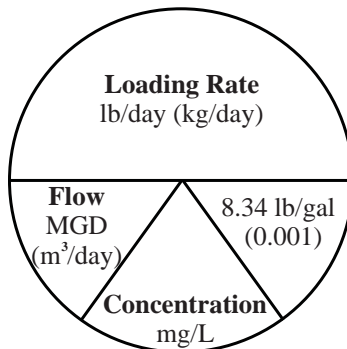
Flow Rate, ft³/sec (m³/sec)



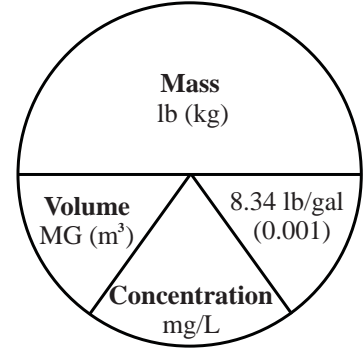
Force, lb (Newtons)



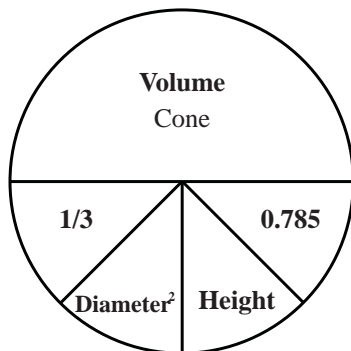
Loading Rate, lb/day (kg/day)



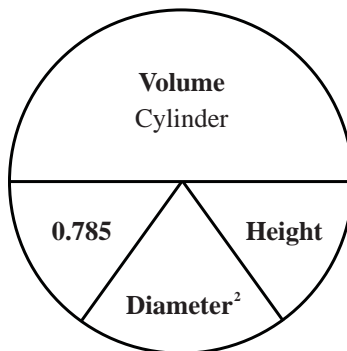
Mass, lb (kg)



Volume of Cone



Volume of Cylinder



Volume of Rectangular Tank

