

Tennessee Commission on Children and Youth's

THE STATE OF THE CHILD IN TENNESSEE

2023



Tennessee Commission on Children and Youth's

THE STATE OF THE CHILD IN TENNESSEE

2023



TN Tennessee State Government

TENNESSEE COMMISSION ON CHILDREN & YOUTH

TN.GOV/TCCY/STATEOFTHECHILD

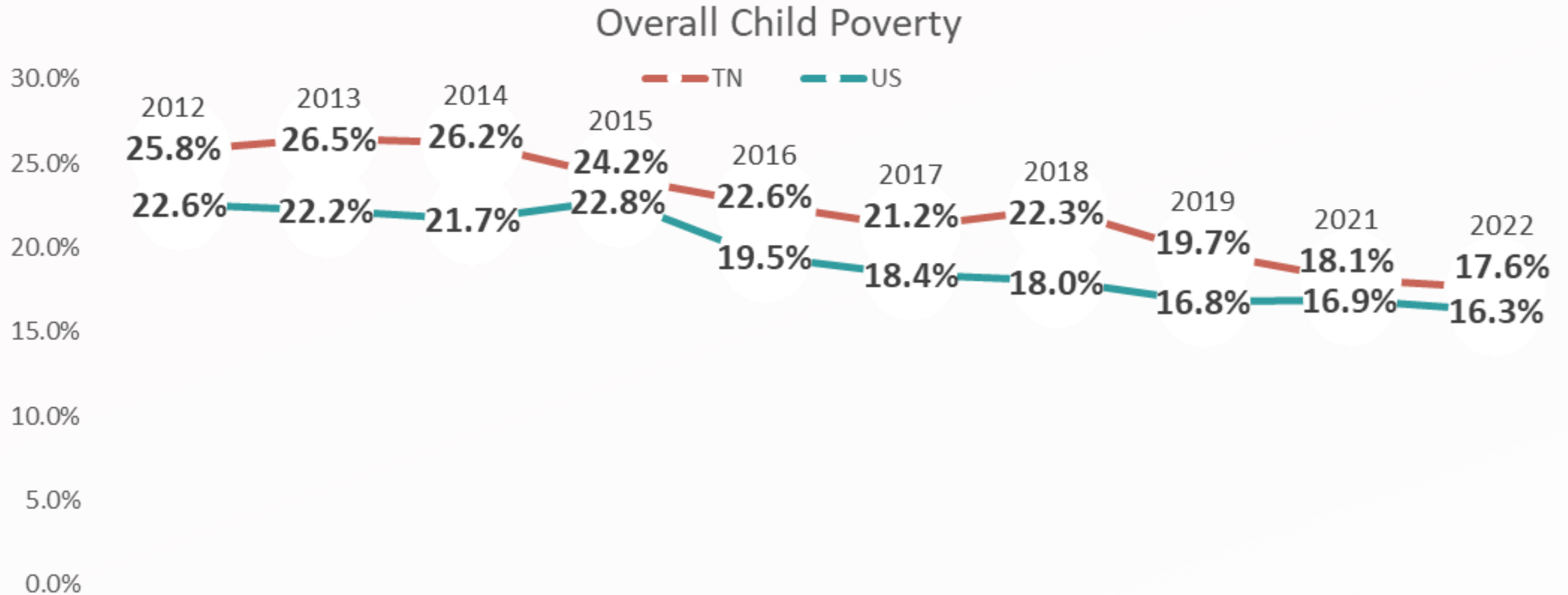
THE STATE OF THE CHILD IN TENNESSEE

TCA 37-3-103(a)(1)(E) Publish annually, on or before December 31, a comprehensive report on the status of children and youth in Tennessee; and distribute the report to the governor, to each member of the general assembly and to each of the state's depository libraries;



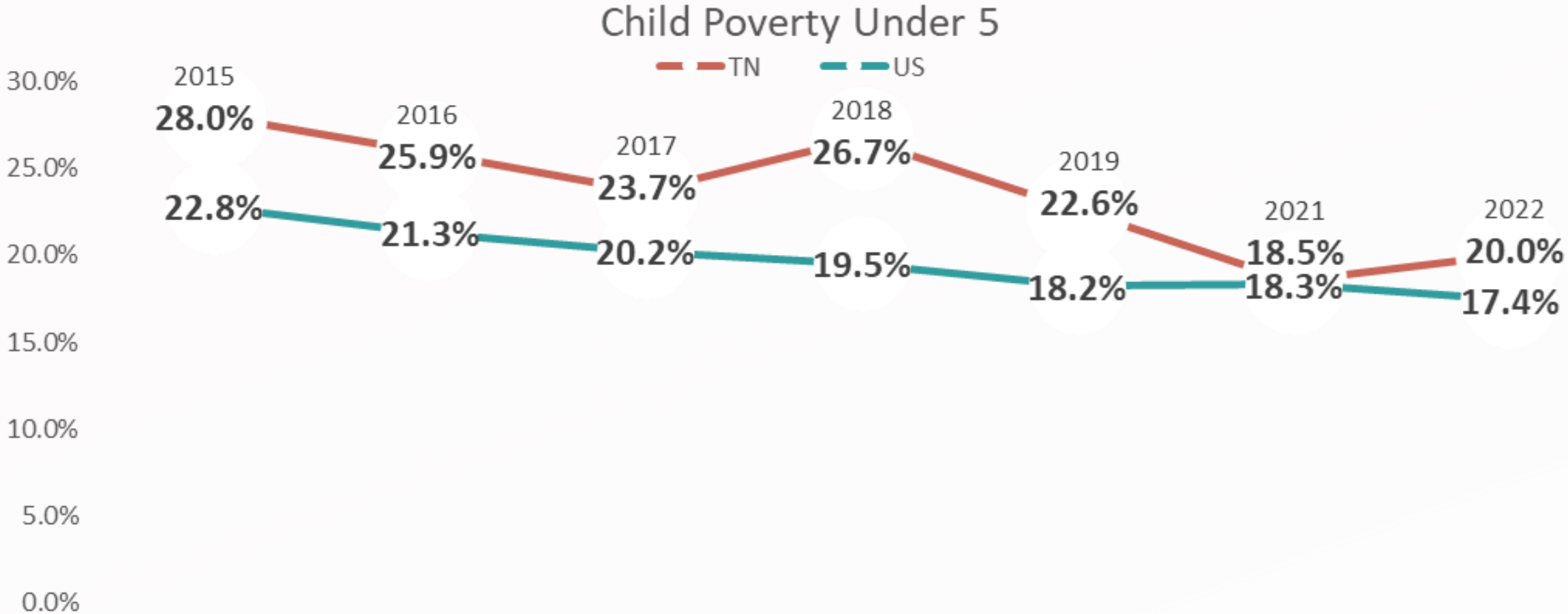
ECONOMICS

Overall Child Poverty



ECONOMICS

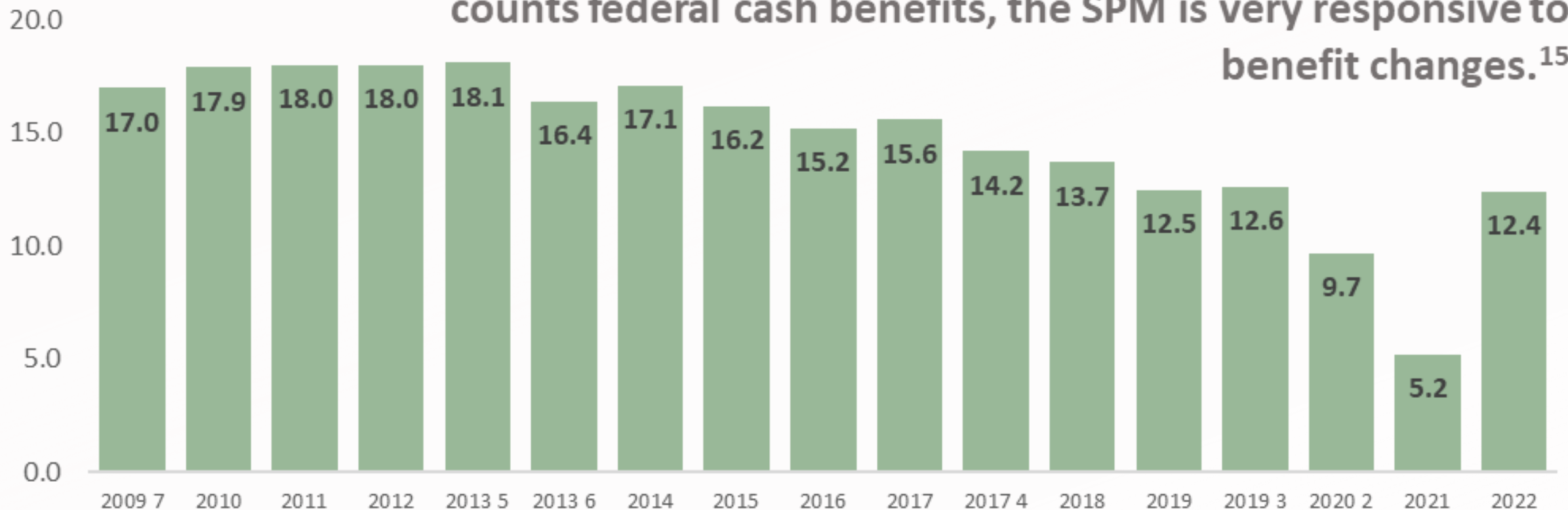
Under 5 Child Poverty



ECONOMICS


Supplemental Poverty Measure

The supplemental poverty rate experienced an historical drop in 2021 largely due to the Child Tax Credit. Because it directly counts federal cash benefits, the SPM is very responsive to benefit changes.¹⁵



MENTAL HEALTH

High School Student's Mental Health



More than one in five high school students reported they had seriously considered attempting to take their life within the last 12 months.



More than one in six high school students reported they had made a plan of how they would end their life within the last 12 months.

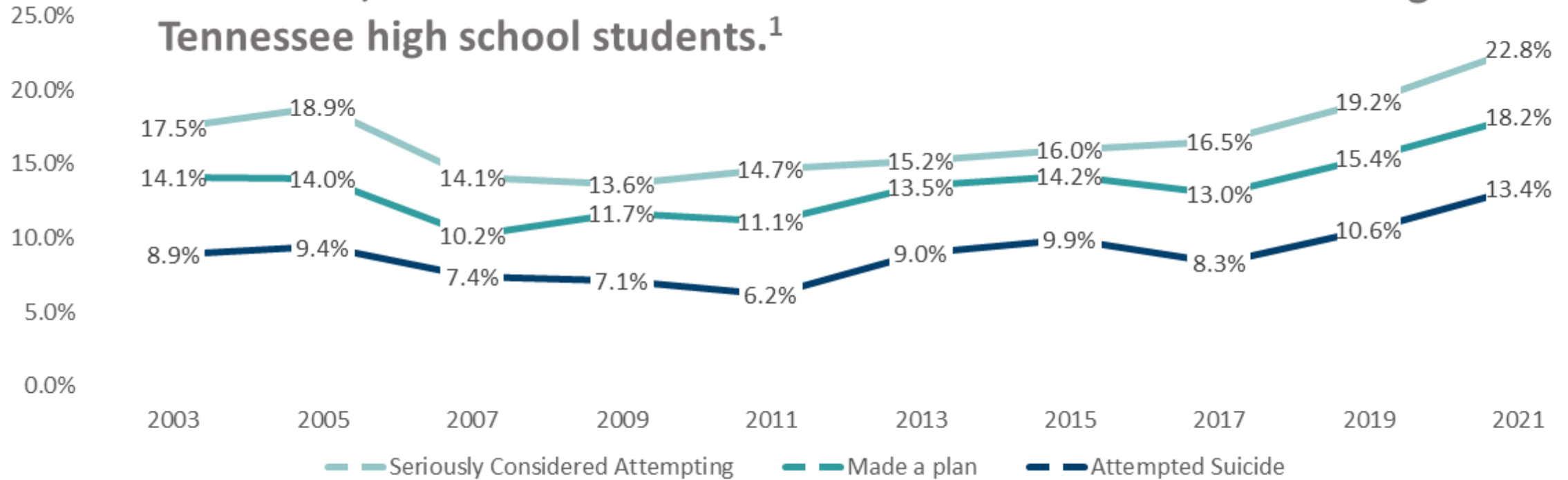


Nearly one in seven high school students reported they had attempted to die by suicide within the last 12 months.

MENTAL HEALTH

High School Student's Mental Health

Since 2017, all measures of suicidal ideation have increased among Tennessee high school students.¹



HIGH SCHOOL GIRLS MENTAL HEALTH

Restrictive Eating

More than half of girls reported they had eaten less food or foods low in fat to keep from gaining weight.

More than one in three girls had taken one of the following actions within the last 30 days to try to lose weight or keep from gaining weight:

- Gone without eating for 24 hours or more
- Taken diet pills, powders or liquids
- Vomited or taken laxatives
- Smoked cigarettes
- Skipped meals.

Non-Suicidal Self-Harm

Compared to boys, girls were twice as likely to report non-suicidal self-harm within the last 12 months at 34.5 percent.

Abuse & Trauma

Among those who dated someone in the last year, one in eight Tennessee high school girls were in a physically violent relationship within the last year.

Among MNPS students, nearly 1 in 4 12th-grade girls reported an adult or someone at least 5 years older than them had made them do sexual things they did not want to do.

One in eight Shelby County students and one in nine Metro Nashville students reported they had been physically forced to have sexual intercourse.




CHILDREN'S HEALTH INSURANCE

55%

OF TENNESSEE CHILDREN ARE COVERED BY TENNCARE. THE PERCENT OF CHILDREN COVERED BY TENNCARE HAS INCREASED 31 PERCENT OVER THE LAST DECADE, GOING FROM 42 PERCENT IN 2012 TO 55 PERCENT IN 2022.

5.3%

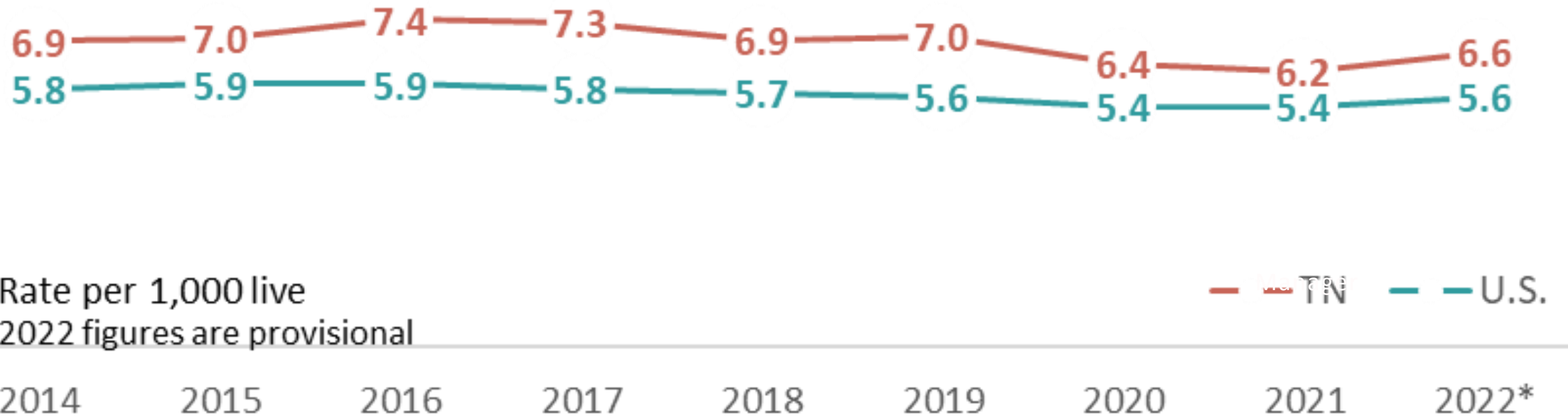
AMONG THOSE UNINSURED, TWO THIRDS WERE FINANCIALLY ELIGIBLE FOR TENNCARE OR COVERKIDS INSURANCE.



INFANT MORTALITY

Of the 38 Organisation for Economic Co-operation and Development (OECD) countries, the United States has the 6th highest infant mortality rate.

After a slight decline between 2019-2021,
the infant mortality rate in Nationally and in Tennessee increased in 2022.^{44,45}



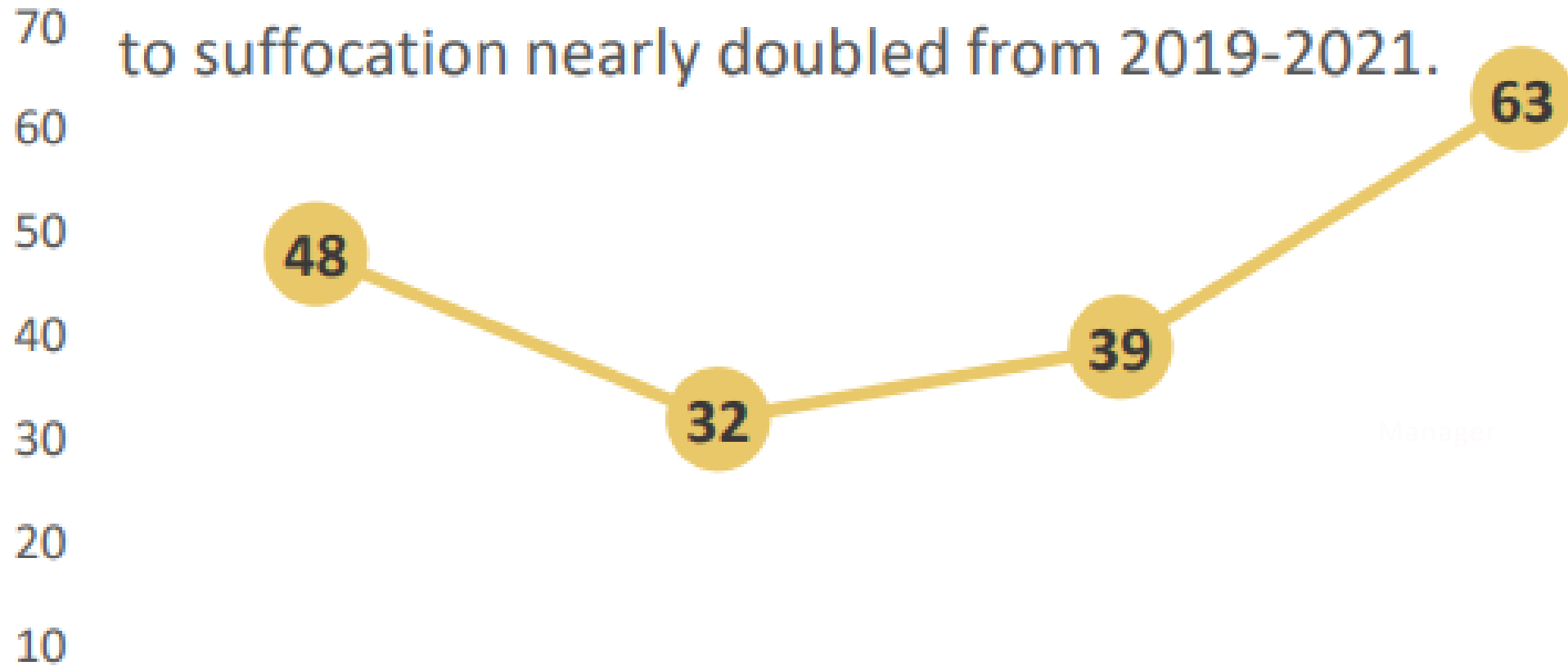
Rate per 1,000 live
*2022 figures are provisional

— TN — U.S.

INFANT SUFFOCATION DEATHS

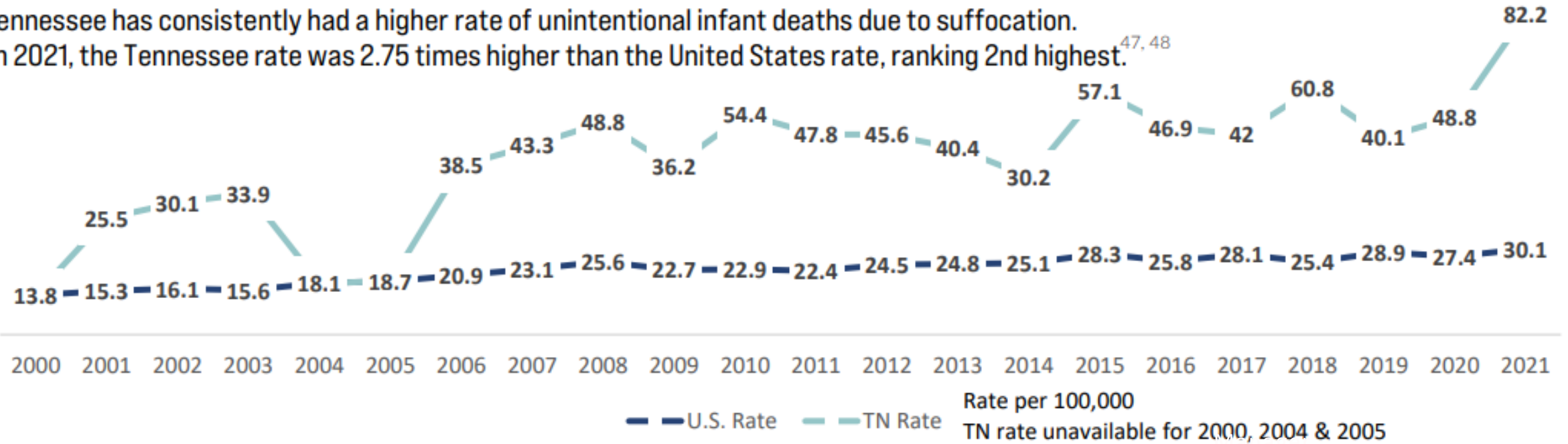
In 2021, Tennessee saw the highest number and rate of unintentional infant deaths due to suffocation since before 1999.

The number of unintentional infants deaths due to suffocation nearly doubled from 2019-2021.



INFANT SUFFOCATION DEATHS


Tennessee has consistently had a higher rate of unintentional infant deaths due to suffocation. In 2021, the Tennessee rate was 2.75 times higher than the United States rate, ranking 2nd highest.



CHILD WELFARE

In 2021, Tennessee had 3,962 first-time victims of abuse, representing the fourth lowest rate in the country

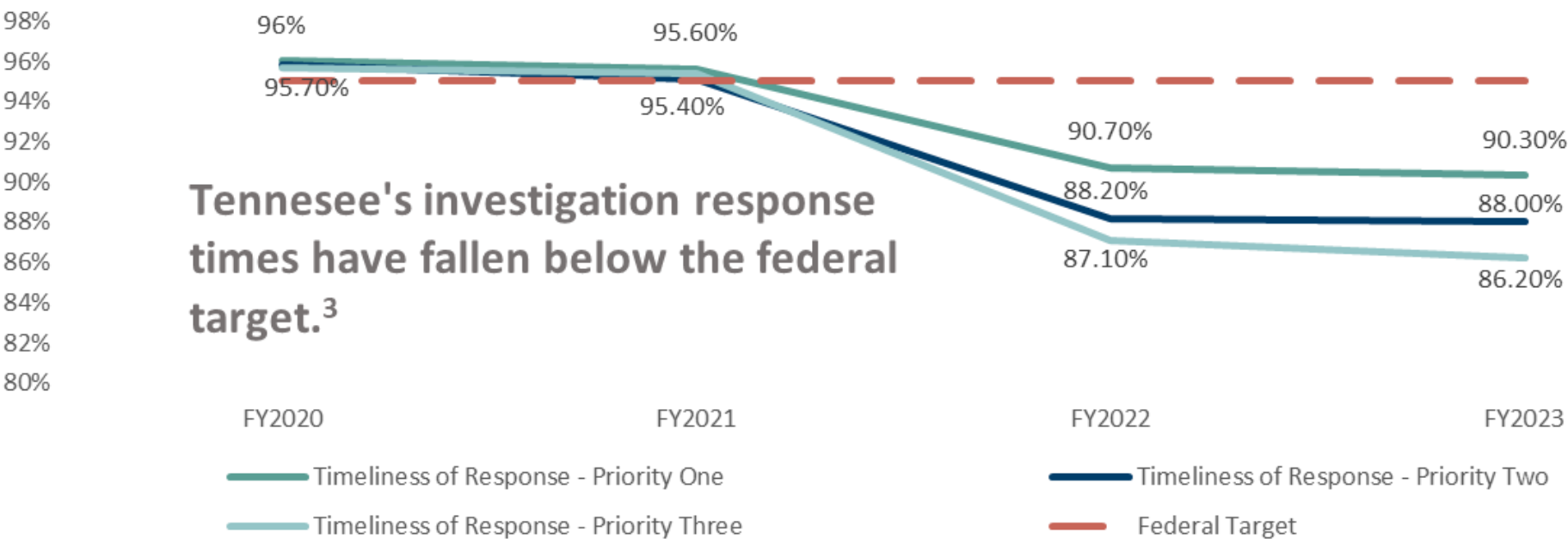
Across all victimization, both first-time and recurring, Tennessee ranks 15th, indicating the state experiences higher instances of recurring abuse than others



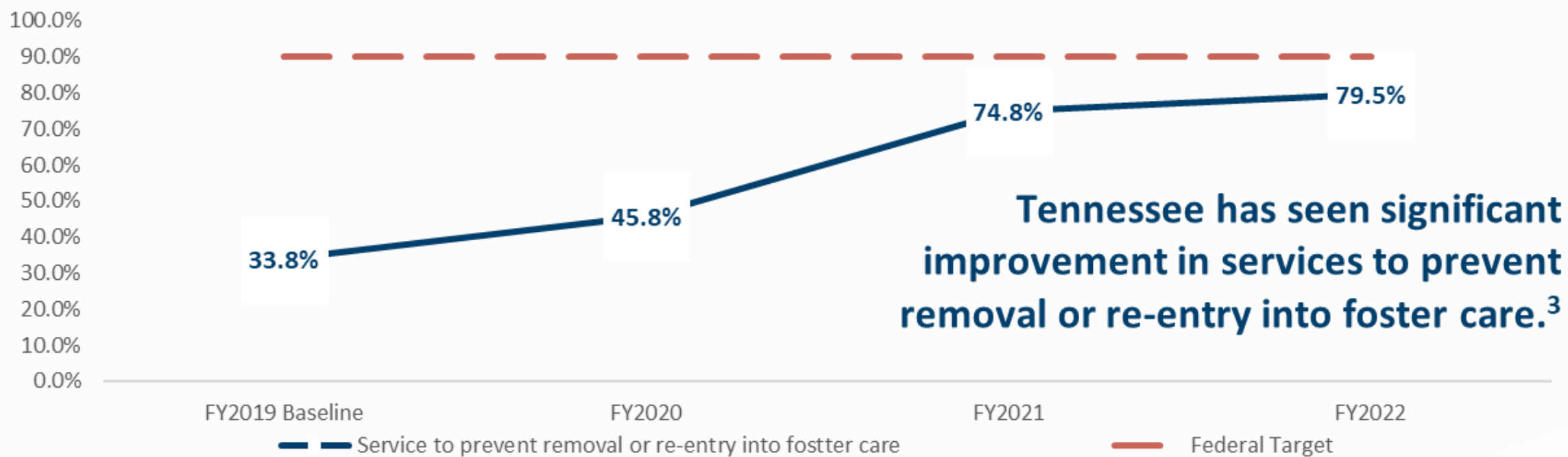
TIME TO INVESTIGATION

In 2021, the average time between the report of suspected maltreatment and the first face-to-face contact with the alleged victim or with another person who can provide information on the allegation was 4.5 days.

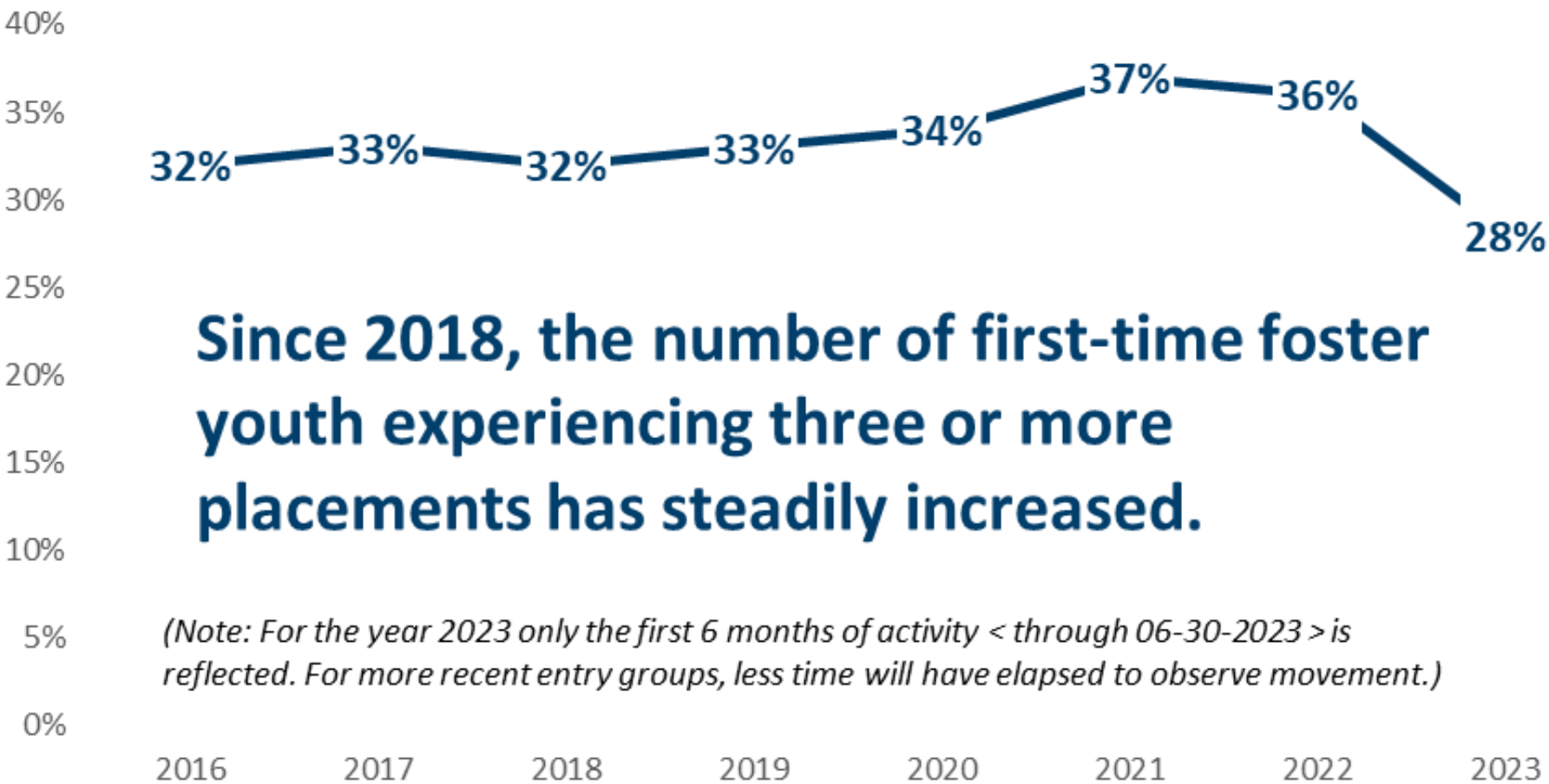
	Average time to investigation
2017	90.4 Hours
2018	95.2 Hours
2019	105.2 Hours
2020	100.7 Hours
2021	108.7 Hours



FOSTER CARE



PLACEMENT STABILITY



Since 2018, the number of first-time foster youth experiencing three or more placements has steadily increased.

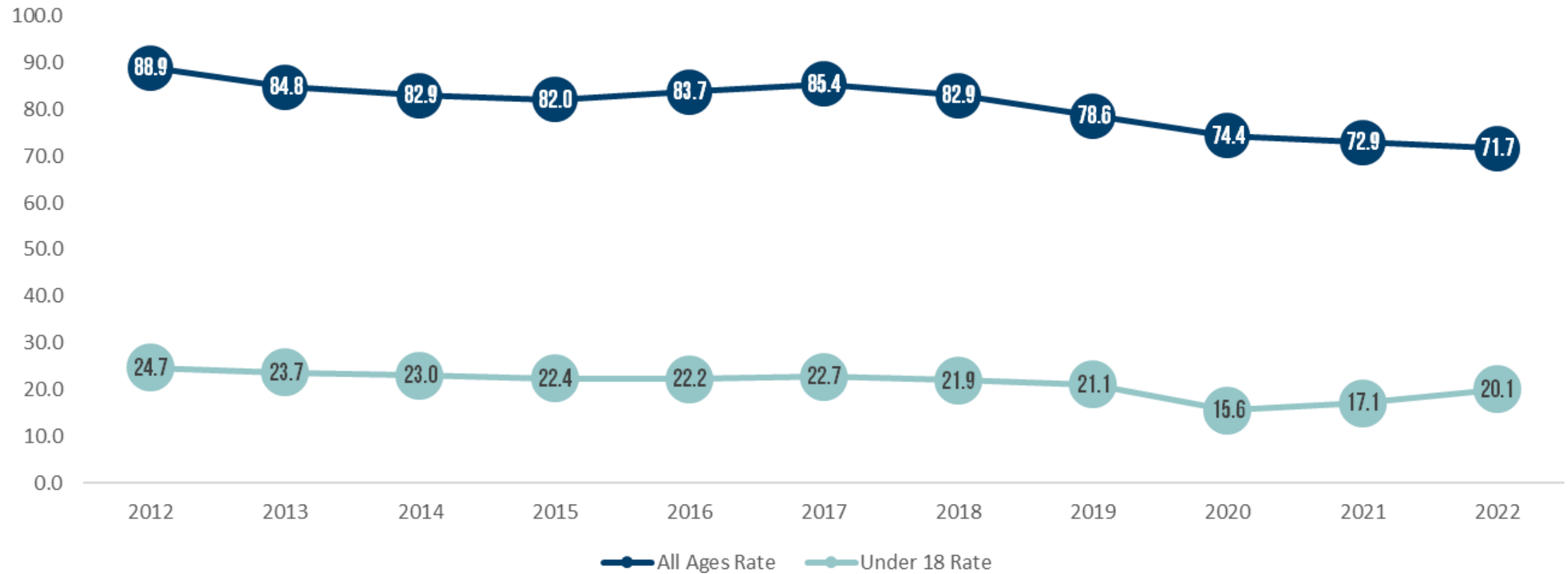
(Note: For the year 2023 only the first 6 months of activity < through 06-30-2023 > is reflected. For more recent entry groups, less time will have elapsed to observe movement.)

Of first-time foster children entering the system in 2022, more than one in three had been in three or more placements by June 30, 2023.

Among children entering in 2023, more than one in four had been in three placements by June 30th.

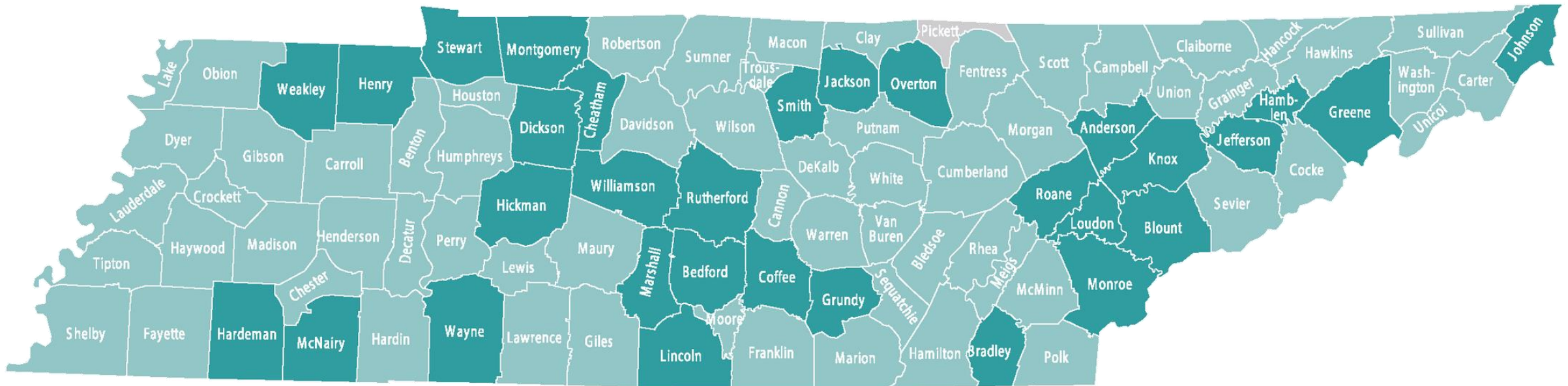
YOUTH CRIME

OVERALL CRIME RATE (PER 1,000)



YOUTH CRIME

Between 2012–2022, Shelby, Davidson and Hamilton Counties all experienced a decline in the under-18 crime rate.



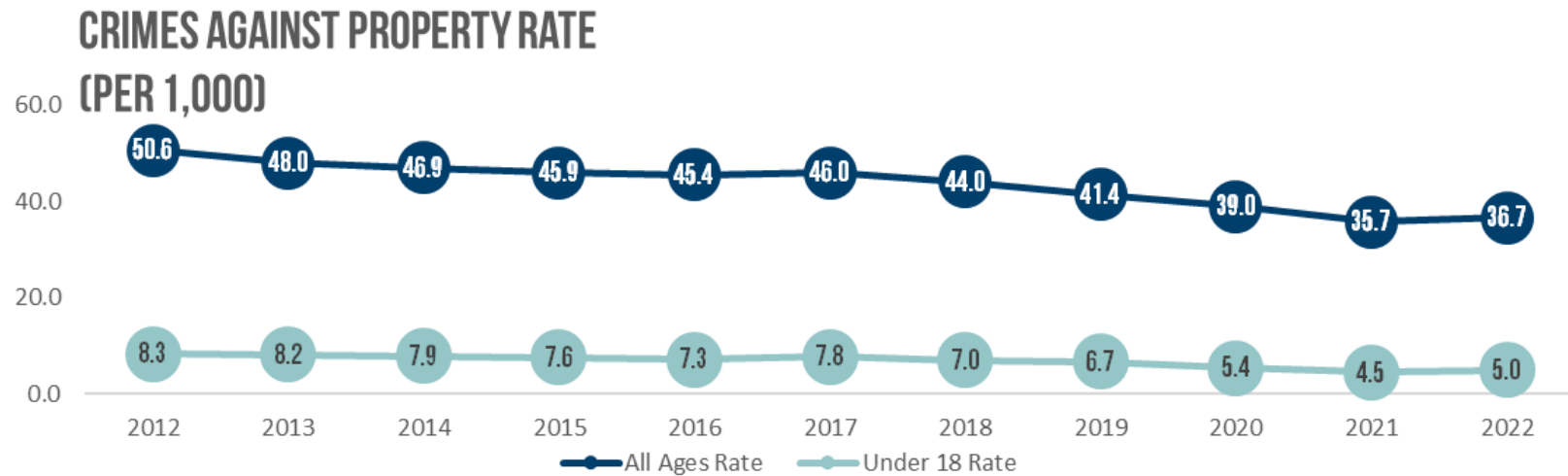
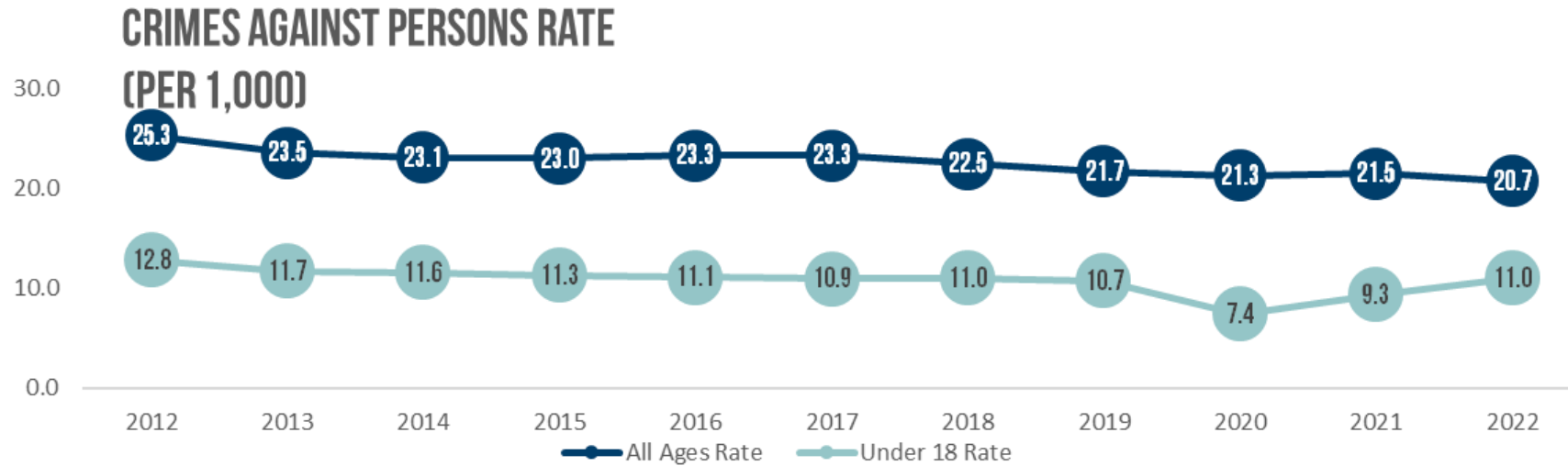
10 largest declines in crime rate (per 1,000)

Dyer	-22.5	Cannon	-13.2
Lawrence	-19.4	Tipton	-12.8
Davidson	-16.7	Shelby	-12.7
Lewis	-15.9	Trousdale	-12.2
Madison	-13.7	Perry	-12.1

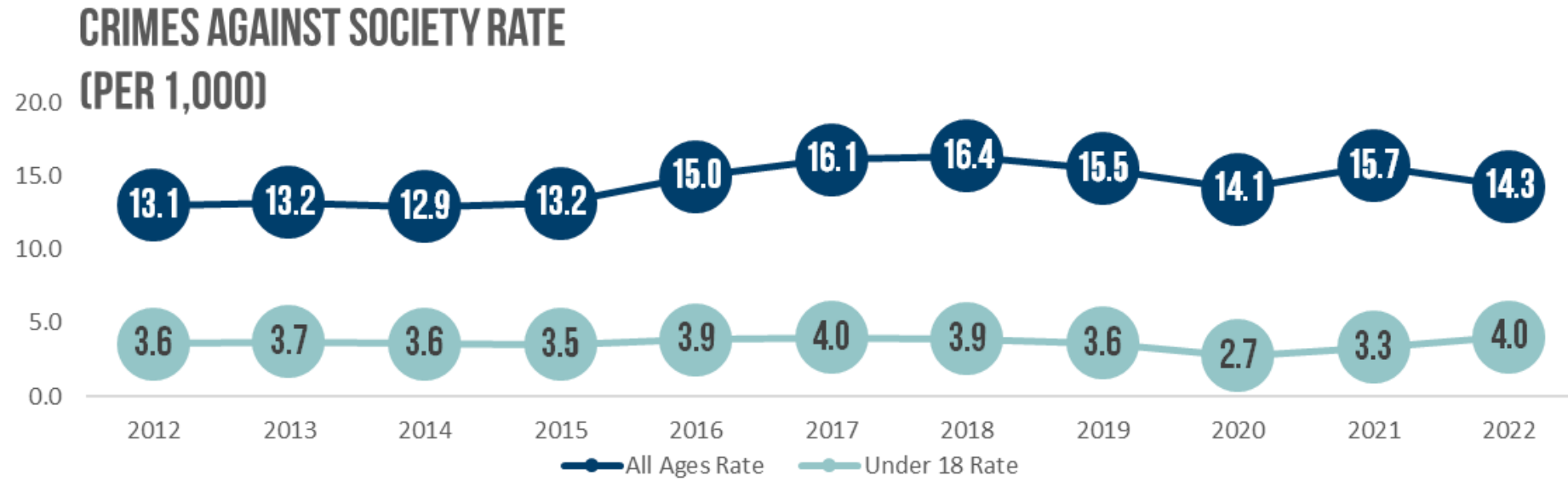
10 largest increases in crime rate (per 1,000)

Hamblen	+11.4	Monroe	+6.7
Greene	+11.2	Bradley	+6.7
Wayne	+9.0	Marshall	+5.
Hardeman	+8.4	Williamson	6
Blount	+7.2	Anderson	+5.5
			+4.4

YOUTH CRIME



YOUTH CRIME



YOUTH CRIME

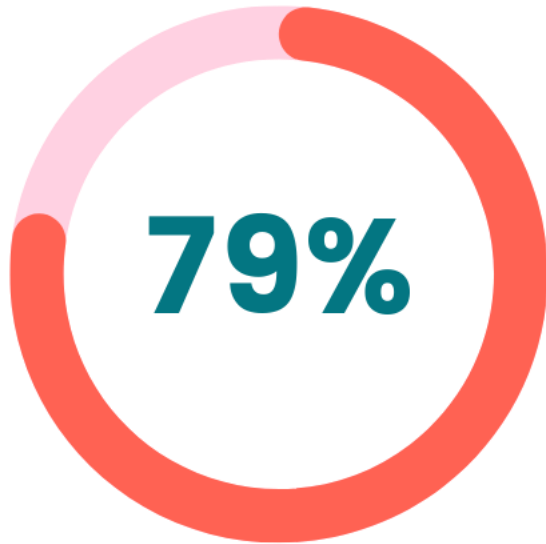
Youth are much more likely to be the victim of a firearm crime than to perpetrate one.

In 2022, there were 1,561 crimes involving a firearm where the offender was under 18. During that same time period, there were 4,490 under-age -18 victims of crimes involving a firearm

Victims of crimes involving a firearm have increased by 56 percent between 2012-2022 and victims of firearm crimes with a youth offender have increased 27 percent.

Crimes involving a firearm against a youth victim have increased by 133 percent.

YOUTH IN DETENTION SURVEY



Of youth indicated that someone who lived with them had (or maybe had) been arrested, in jail or detention.

43 percent of youth stated that they or someone they have lived with needed or maybe needed help with mental health or drugs/alcohol.



What would you change about school, court, detention, or probation to make it better or more helpful?

"Let them understand that detention doesnt help troubled kids, it makes them worse. Courts need better programs for serious trouble kids like me. We need more help than just being thrown in a cell."

(Quoted as written)

YOUTH IN DETENTION SURVEY

What would you change about school, court, detention, or probation to make it better or more helpful?

"To have help understanding my math class"

"If I could change this detention center I would better the food for the juveniles and give more contact and communication with parents."

"less holding time before treatment"

"I would put more windows in. And I would also let parents come every once and awhile."

"More things to do while in detention. Give help for the one's that need."

"More help for kids in poverty"

(Quoted as written)

Thank you!

Full report available at:
TN.Gov/TCCY/StateoftheChild

